CUTTING TOOLS FROM SANDVIK COROMANT

Rotating tools

MILLING
DRILLING
TAPPING
BORING
REAMING
ROTATING TOOL ADAPTORS

2015

CoroTap™ 100

Taps with straight flutes

Suitable for tapping in through and blind holes in short chipping materials

Page L29

Application

K N H

ISO application area

Product range

- Chamfer C (2-3 threads) and chamfer E (1.5-2 threads)
- Tapping depths: up to 2.5 × diameter
- Internal coolant in thread forms M, MF, UNC and UNF
- Tolerances:
  - ISO K: 6HX, 2B, 2BX
  - ISO N: 6H
  - ISO H: 6H, 6HX
- Range:
  - M3-M24
  - MF8-MF20
  - UNC 1/4-7/8
  - UNF 1/4-7/8
  - G 1/8-1"

Features

- Taps with straight flutes
- Mainly for short chipping materials like cast iron
- Suitable for both through and blind hole
- Chip evacuation with internal coolant supply possible
- Taps for specific materials



Use CoroChuck™ 970 for synchronized tapping as a first choice. The versatile CoroChuck 970 is designed for a stable and precise tapping process in all materials. It improves tap tool life, surface quality and offers the highest process security. See page O3.

Tailor Made

Available as Tailor Made option. See page Q5.

CoroTap™ 200

Taps with spiral point

Suitable for tapping in through holes

Page L60

Application

P M K N S

ISO application area

Product range

- Chamfer B (3.5-5 threads)
- Tapping depth: up to 3 × diameter depending on materials
- Internal coolant in thread forms M, UNC and UNF
- Tolerances:
  - ISO P: 6H, 6HX, 2B, 2BX, 3B
  - ISO M: 6H, 2B
  - ISO N: 6H, 2B
  - ISO S: 3BX, 6H
  - -XM: 6G, 6H, 2B, 3B
- Range:
  - M1-M30
  - MF4-MF30
  - UNC No.2-1"
  - UNF No.6-1"
  - G 1/8-1"

Features

- Taps with spiral point grinding
- Pushes the chips forward
- Used for through holes
- Strongest design due to shallow flutes used only for cutting fluid, not for chip evacuation
- Taps for both specific and versatile materials



Use CoroChuck™ 970 for synchronized tapping as a first choice. The versatile CoroChuck 970 is designed for a stable and precise tapping process in all materials. It improves tap tool life, surface quality and offers the highest process security. See page O3.

Tailor Made

Available as Tailor Made option. See page Q5.

CoroTap™ 300

Taps with spiral flute

Suitable for tapping in blind holes

Page L132

Application

ISO application area

Product range

- Chamfer C (2-3 threads) and Chamfer E (1.5-2 threads)
- Depths up to 3 × diameter
- Available with internal coolant in thread forms M, UNC and UNF
- Tolerances:
  - ISO P: 6H, 6HX, 2B, 2BX, 3B
  - ISO M: 6H, 2B, 3B
  - ISO K: 6H
  - ISO N: 6H, 2B
  - -XM: 6G, 6H, 2B, 3B
- Range:
  - M1,6-M64
  - MF4-MF30
  - UNC No.2-1"
  - UNF No.4-1"
  - G 1/8-1.1/2
  - NPT 1/16-1"
  - NPTF 1/16-3/4

Features

- Taps with spiral flute grinding
- Spiral flute enables good chip transportation
- Best option for blind holes
- Different helix angles for a wide range of applications
- Taps for both specific and versatile materials



Use CoroChuck™ 970 for synchronized tapping as a first choice. The versatile CoroChuck 970 is designed for a stable and precise tapping process in all materials. It improves tap tool life, surface quality and offers the highest process security. See page O3.

Tailor Made

Available as Tailor Made option. See page Q5.

CoroTap™ 400

Forming taps

Suitable for tapping in through and blind holes

Page L215

Application

P M K N

ISO application area

Product range

- Chamfer C (2-3 threads) and chamfer E (1.5-2 threads)
- Depths up to 3.5 × diameter
- Available with internal coolant in thread forms M
- Tolerances:
  - ISO N: 6H, 2B
  - -XM: 6G, 6GX, 6H, 6HX, 2B, 2BX
- Range:
  - M1-M24
  - MF5-MF16
  - UNC No.4-1"
  - UNF No.10-1"
  - EGM M3-M12

Features

- Taps for both specific and versatile materials
- Available in many thread forms and standards
- Available with internal coolant in thread forms M



Use CoroChuck™ 970 for synchronized tapping as a first choice. The versatile CoroChuck 970 is designed for a stable and precise tapping process in all materials. It improves tap tool life, surface quality and offers the highest process security. See page 03.

How to choose your tap

CoroTap optimized for specific materials is the solution for high batch quantities, when tapping the same component in the same material or when there are specific application requirements.

CoroTap optimized for versatility is the solution when tapping small to medium batch quantities and when there is a variation of components in a wide range of materials.

CoroTap™ 100

Shank	Thread	K	N	H
DIN	M	L29	L41	L43
	MF	L45		
	UNC			
	UNF			
	NPT			
	NPTF			
	G	L59		
ANSI	M	L37		
	MF	L48		
	UNC	L51		
	UNF	L55		
	NPT			
	NPTF			
	G			
ISO	M	L36		
	MF	L47		
	UNC	L50		
	UNF			
	NPT			
	NPTF			
	G			

- Taps with straight flutes
- Mainly used for short chipping materials like cast iron
- Suitable for both through and blind holes
- Flute mainly used for cutting fluid but with internal coolant, chip evacuation is also possible

CoroTap™ 200

Shank	Thread	P 30-48 HRC	P ≤350HB	M	N	S	P M K N S
DIN	M	L60	L63	L68	L75	L80	L81
	MF		L90	L93			L94
	UNC						L111
	UNF						L125
	NPT						
	NPTF						
	G						L131
ANSI	M	L62	L67	L74	L79		L87
	MF	L89	L92				L100
	UNC	L102	L104	L107	L108	L109	L114
	UNF	L117	L118	L121	L122	L123	L129
	NPT						
	NPTF						
	G						
ISO	M		L66	L72			L85
	MF						L96
	UNC		L103	L106			L112
	UNF			L120			L127
	NPT						
	NPTF						
	G						

- Taps with spiral point grinding
- Pushes the chips forward
- Used for through holes
- Strongest design due to shallow flutes used only for cutting fluid, not for chip evacuation
- Taps for both specific and versatile materials

Symbols for page references:

Explanation of ISO 13399 parameters

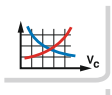

Cutting data

Tailor Made options

Hole size recommendations

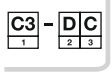

Code key


Overview of tooling alternatives

Engineered solutions

Apart from a comprehensive standard program we can offer tools to your dimensions on standard tool items.
When standard solutions do not fulfill your needs you can depend on Sandvik Coromant's wide experience in engineered tool solutions to cope with particulary demanding criteria.
For further details, go to www.sandvik.coromant.com or contact your nearest Coromant sales representative.

CoroTap™ 300

Shank	Thread	P 30-48 HRC	P ≤350HB	M	K	N	P M K N S
DIN	M	L132	L135	L141	L148	L150	L157
	MF		L173	L176		L177	L178
	UNC						L192
	UNF						L204
	NPT						
	NPTF						
	G			L209			L210
ANSI	M	L134	L140	L146		L156	L170
	MF	L172	L175				L182
	UNC	L184	L186	L189		L191	L195
	UNF	L197	L198	L201		L203	L207
	NPT			L211			L212
	NPTF			L213			L214
	G						
ISO	M		L138	L144			L168
	MF						L180
	UNC		L185	L188			L193
	UNF			L200			L205
	NPT						
	NPTF						
	G						

- Taps with spiral flute grinding
- The spiral flute transports the chips out of the hole
- Best option for blind holes
- Different helix angle for different applications
- Flute used for both cutting fluid and chip evacuation
- Different threading depths due to application and geometry

CoroTap™ 400

Shank	Thread	N	P M K N S
DIN	M	L215	L217
	MF		L234
	UNC		
	UNF		
	NPT		
	NPTF		
	G		
	EGM		L243
ANSI	M		L232
	MF		L235
	UNC		L238
	UNF		L241
	NPT		
	NPTF		
	G		
	EGM		
ISO	M	L216	L227
	MF		
	UNC		L236
	UNF		L240
	NPT		
	NPTF		
	G		
	EGM		

- Taps that form the thread instead of cutting
- A chip-free solution
- All materials not suitable since there is need of certain ductility. Recommended tensile strength limit is 1200 N/mm2
- For both through and blind holes
- Available with and without oil grooves

CoroTap™

	E446	E447	ES03K	E462	E463	ES09K	T101	E053	E835	E825
	M	**M**	**M**	**M**	**M**	**M**	**M**	**M**	**M**	**M**
										
CoroTap™	100	100	100	100	100	100	100	100	100	100
Tap range	M3-M10	M8-M24	M5-M12	M6-M10	M12-M20	M6-M12	M5-M16	M3-M20	M6-M18	M6-M18
ISO application area	K	K	K	K	K	K	K	K	K	K
Through or blind hole										
BSG	DIN371	DIN376	DIN371 DIN376	DIN371	DIN376	DIN371 DIN376	DIN371 DIN376	ISO529	DIN/ANSI	DIN/ANSI
THCHT	C 2-3	C 2-3	E 1.5-2	C 2-3	C 2-3	E 1.5-2	C 2-3	C 2-3	C 2-3	E 1.5-2
TCTR	6HX	6HX	6HX	6HX	6HX	6HX	6HX	6HX	6HX	6HX
ULDR	2.0 xD	2.0 xD	2.0 xD	2.5 xD	2.5 xD	2.5 xD	2.5 xD	2.0 xD	2.0 xD	2.0 xD
SUBSTRATE	HSS-E-PM	HSS-E-PM	HSS-E-PM	HSS-E-PM	HSS-E-PM	HSS-E-PM	HM	HSS-E	HSS-E-PM	HSS-E-PM
Grade/Coating	CoolTop	CoolTop	CoolTop	CoolTop	CoolTop	CoolTop	CoolTop	CoolTop	CoolTop	CoolTop
Page	L29	L30	L31	L32	L33	L34	L35	L36	L37	L38

CoroTap™

	E837	E827	E352	E353	T110	T100	ES13K	T120	E054	E836
	M	**M**	**M**	**M**	**M**	**M**	**MF**	**MF**	**MF**	**MF**
										
CoroTap™	100	100	100	100	100	100	100	100	100	100
Tap range	M6-M20	M6-M20	M3-M10	M12-M16	M3-M12	M3-M12	M10-M20	M8-M14	M8-M16	M10-M14
ISO application area	K	K	N	N	H	H	K	K	K	K
Through or blind hole										
BSG	DIN/ANSI	DIN/ANSI	DIN371	DIN376	C-DIN371	C-DIN371	DIN374	DIN374	ISO529	DIN/ANSI
THCHT	C 2-3	E 1.5-2	C 2-3	C 2-3	C 2-3	C 2-3	C 2-3	C 2-3	C 2-3	C 2-3
TCTR	6HX	6HX	6H	6H	6HX	6H	6HX	6HX	6HX	6HX
ULDR	2.5 xD	2.5 xD	2.0 xD	2.0 xD	2.0 xD	2.0 xD	2.0 xD	2.5 xD	2.0 xD	2.0 xD
SUBSTRATE	HSS-E-PM	HSS-E-PM	HSS-E-PM	HSS	HM	HM	HSS	HM	HSS-E	HSS-E-PM
Grade/Coating	CoolTop	CoolTop	CoolTop	-	CoolTop	CoolTop	CoolTop	CoolTop	CoolTop	CoolTop
Page	L39	L40	L41	L42	L43	L44	L45	L46	L47	L48

CoroTap™

	E838	E059	E830	E839	E832	E822	E831	E833	E821	E823
	MF	**UNC**	**UNC**	**UNC**	**UNC**	**UNC**	**UNF**	**UNF**	**UNF**	**UNF**
										
CoroTap™	100	100	100	100	100	100	100	100	100	100
Tap range	M10-M14	1/4-3/4	1/4-7/8	1/4-7/8	1/4-1/2	1/4-1/2	1/4-7/8	1/4-1/2	1/4-3/4	1/4-1/2
ISO application area	K	K	K	K	K	K	K	K	K	K
Through or blind hole										
BSG	DIN/ANSI	ISO529	DIN/ANSI	DIN/ANSI	DIN/ANSI	DIN/ANSI	DIN/ANSI	DIN/ANSI	DIN/ANSI	DIN/ANSI
THCHT	C 2-3	C 2-3	C 2-3	E 1.5-2	C 2-3	E 1.5-2	C 2-3	C 2-3	E 1.5-2	E 1.5-2
TCTR	6HX	2B	2BX	2BX	2BX	2BX	2BX	2BX	2BX	2BX
ULDR	2.5 xD	2.0 xD	2.0 xD	2.0 xD	2.5 xD	2.5 xD	2.0 xD	2.5 xD	2.0 xD	2.5 xD
SUBSTRATE	HSS-E-PM	HSS-E	HSS-E-PM	HSS-E-PM	HSS-E-PM	HSS-E-PM	HSS-E-PM	HSS-E-PM	HSS-E-PM	HSS-E-PM
Grade/Coating	CoolTop	CoolTop	CoolTop	CoolTop	CoolTop	CoolTop	CoolTop	CoolTop	CoolTop	CoolTop
Page	L49	L50	L51	L52	L53	L54	L55	L56	L57	L58

CoroTap™

	E416	E324	E326	E854	EP03P	EP09P	E049	EP03PA	E344	E345
	G	M	M	M	M	M	M	M	M	M
										
CoroTap™	100	200	200	200	200	200	200	200	200	200
Tap range	No.1/8-1"	M3-M10	M12-M20	M3-M20	M1-M30	M4-M30	M3-M20	M3-M24	M3-M10	M12-M30
ISO application area	K	P 30-48 HRC	P 30-48 HRC	P 30-48 HRC	P ≤350HB	P ≤350HB	P ≤350HB	P ≤350HB	M	M
Through or blind hole										
BSG	DIN5156	C-DIN371	DIN376	C-DIN/ANSI	DIN371 DIN376	DIN371 DIN376	ISO529	DIN/ANSI	DIN371	DIN376
THCHT	C 2-3	B 3.5-5	B 3.5-5	B 3.5-5	B 3.5-5	B 3.5-5	B 3.5-5	B 3.5-5	B 3.5-5	B 3.5-5
TCTR	NORMAL	6H	6H	6H	6HX	6HX	6H	6HX	6H	6H
ULDR	2.0 xD	2.5 xD	2.5 xD	2.5 xD	3.0 xD	3.0 xD	2.5 xD	3 xD	2.5 xD	2.5 xD
SUBSTRATE	HSS-E	HSS-E-PM	HSS-E-PM	HSS-E-PM	HSS-E-PM	HSS-E-PM	HSS-PM	HSS-E-PM	HSS-E	HSS-E
Grade/Coating	N	CoolTop	CoolTop	CoolTop	CoolTop	CoolTop	CoolTop	CoolTop	ST	ST
Page	L59	L60	L61	L62	L63	L65	L66	L67	L68	L69

CoroTap™

	E454	E455	E045	E046	E852	E358	E359	E448	E449	E856
	M	M	M	M	M	M	M	M	M	M
										
CoroTap™	200	200	200	200	200	200	200	200	200	200
Tap range	M1-M10	M12-M20	M3-M20	M3-M20	M4-M18	M3-M10	M12-M16	M3-M10	M12-M16	M3-M12
ISO application area	M	M	M	M	M	N	N	N	N	N
Through or blind hole										
BSG	DIN371	DIN376	ISO529	ISO529	DIN/ANSI	DIN371	DIN376	DIN371	DIN376	DIN/ANSI
THCHT	B 3.5-5	B 3.5-5	B 3.5-5	B 3.5-5	B 3.5-5	B 3.5-5	B 3.5-5	B 3.5-5	B 3.5-5	B 3.5-5
TCTR	6H	6H	6H	6H	6H	6H	6H	6H	6H	6H
ULDR	2.5 xD	2.5 xD	2.5 xD	2.5 xD	2.5 xD	3.0 xD	3.0 xD	3.0 xD	3.0 xD	3.0 xD
SUBSTRATE	HSS-E	HSS-E	HSS-PM	HSS-PM	HSS-E-PM	HSS-E	HSS-E	HSS-E	HSS-E	HSS-E-PM
Grade/Coating	CoolTop	CoolTop	ST	SmoothTop	SmoothTop	-	-	SmoothTop	SmoothTop	-
Page	L70	L71	L72	L73	L74	L75	L76	L77	L78	L79

CoroTap™

	T200-SD	T200-XM	T200-XM	E616	E000	E001	E005	E006	E855	EP13P
	M	**M**	**M**	**M**	**M**	**M**	**M**	**M**	**MF**	**MF**
										
CoroTap™	200	200	200	200	200	200	200	200	200	20
Tap range	M3-M20	M2-M30	M3-M20	M3 - M20	M1.6-M24	M1.6-M24	M4-M20	M4-M20	M10-M12	M4-M30
ISO application area	S	P M K N S	P M K N S	P M K N S	P K N S	P M K	P K N S	P M K	P 30-48 HRC	P ≤350HB
Through or blind hole										
BSG	DIN371	DIN371 DIN376	DIN371 DIN376	DIN371 DIN376	ISO529	ISO529	ANSI	ANSI	DIN/ANSI	DIN374
THCHT	B 3.5-5	B 3.5-5	B 3.5-5	B 3.5-5	B 3.5-5	B 3.5-5	B 3.5-5	B 3.5-5	B 3.5-5	B 3.5-5
TCTR	6H	6H	6G	6H	6H	6H	6H	6H	6H	6HX
ULDR	2.0 xD	2.5 xD	2.5 xD	3.0 xD	2.5 xD	2.5 xD	2.5 xD	2.5 xD	2.5 xD	3.0 xD
SUBSTRATE	HSS-E-PM	HSS-PM	HSS-PM	HSS-E	HSS-PM	HSS-PM	HSS-PM	HSS-PM	HSS-E-PM	HSS-E-PM
Grade/Coating	D115	C150/C145/ C110	C150/C145/ C110	CoolTop	-	ST	-	ST	CoolTop	CoolTop
Page	L80	L81	L83	L84	L85	L86	L87	L88	L89	L90

CoroTap™

	EP13PA	E364	T200-XM	E010	E011	E015	E016	E874	E057	EP29PA
	MF	**MF**	**MF**	**MF**	**MF**	**MF**	**MF**	**UNC**	**UNC**	**UNC**
										
CoroTap™	200	200	200	200	200	200	200	200	200	200
Tap range	M8-M18	M6-M20	M4-M30	M4-M24	M4-M24	M8-M18	M8-M18	No.4-3/4	No.6-3/4	1/4-1"
ISO application area	P ≤350HB	M	P M K N S	P K N S	P M K	P K N S	P M K	P 30-48 HRC	P ≤350HB	P ≤350HB
Through or blind hole										
BSG	DIN/ANSI	DIN374	DIN374	ISO529	ISO529	ANSI	ANSI	C-DIN/ANSI	ISO529	DIN/ANSI
THCHT	B 3.5-5	B 3.5-5	B 3.5-5	B 3.5-5	B 3.5-5	B 3.5-5	B 3.5-5	B 3.5-5	B 3.5-5	B 3.5-5
TCTR	6HX	6H	6H	6H	6H	6H	6H	2B	2B	2BX
ULDR	3 xD	2.5 xD	2.5 xD	2.5 xD	2.5 xD	2.5 xD	2.5 xD	2.5 xD	2.5 xD	3.0 xD
SUBSTRATE	HSS-E-PM	HSS-E	HSS-PM	HSS-PM	HSS-PM	HSS-PM	HSS-PM	HSS-E-PM	HSS-PM	HSS-E-PM
Grade/Coating	CoolTop	ST	C150/C145/ C110	-	ST	-	ST	CoolTop	CoolTop	CoolTop
Page	L92	L93	L94	L96	L98	L100	L101	L102	L103	L104

CoroTap™

	EP23PA	E055	E872	E876	T200-SD	T200-SD	T200-XM	E020	E021	E025
	UNC	**UNC**	**UNC**	**UNC**	**UNC**	**UNJC**	**UNC**	**UNC**	**UNC**	**UNC**
										
CoroTap™	200	200	200	200	200	200	200	200	200	200
Tap range	No.2-1"	No.4-3/4	No.4-7/8	No.4-1/2	No.4-3/4	No.4-No.8	No.4-1"	No.2 - 1"	No.2 - 1"	No.6 - 1"
ISO application area	P ≤350HB	M	M	N	S	S	P M K N S	P K N S	P M K	P K N S
Through or blind hole										
BSG	DIN/ANSI	ISO529	DIN/ANSI	DIN/ANSI	DIN/ANSI	DIN/ANSI	DIN2184-1	ISO529	ISO529	ANSI
THCHT	B 3.5-5	B 3.5-5	B 3.5-5	B 3.5-5	B 3.5-5	B 3.5-5	B 3.5-5	B 3.5-5	B 3.5-5	B 3.5-5
TCTR	2B/3B	2B	2B	2B	3BX	3BX	2B	2B	2B	3B
ULDR	3.0 xD	2.5 xD	2.5 xD	3.0 xD	2.0 xD	2.0 xD	2.5 xD	2.5 xD	2.5 xD	2.5 xD
SUBSTRATE	HSS-E-PM	HSS-PM	HSS-PM	HSS-E-PM	HSS-E-PM	HSS-E-PM	HSS-PM	HSS-PM	HSS-PM	HSS-PM
Grade/Coating	CoolTop	ST	SmoothTop	-	D115	D115	C150/C145/ C110	-	ST	-
Page	L105	L106	L107	L108	L109	L110	L111	L112	L113	L114

CoroTap™

	E026	E875	EP33PA	EP39PA	E060	E873	E877	T200-SD	T200-SD	T200-XM
	UNC	**UNF**	**UNF**	**UNF**	**UNF**	**UNF**	**UNF**	**UNF**	**UNJF**	**UNF**
										
CoroTap™	200	200	200	200	200	200	200	200	200	200
Tap range	No.2 - 1"	No.10-3/4	No.8-1"	No.10-5/8	No.10-3/8	No.10-7/8	No.10-3/8	No.4-3/4	No.10-1/2	No.8-3/8
ISO application area	P M K	P 30-48 HRC	P ≤350HB	P ≤350HB	M	M	N	S	S	P M K N S
Through or blind hole										
BSG	ANSI	DIN/ANSI	DIN/ANSI	DIN/ANSI	ISO529	DIN/ANSI	DIN/ANSI	DIN/ANSI	DIN/ANSI	DIN 2184-1
THCHT	B 3.5-5	B 3.5-5	B 3.5-5	B 3.5-5	B 3.5-5	B 3.5-5	B 3.5-5	B 3.5-5	B 3.5-5	B 3.5-5
TCTR	3B	2B	2B/3B	2BX	2B	2B	2B	3BX	3BX	2B
ULDR	2.5 xD	2.5 xD	3.0 xD	3.0 xD	2.5 xD	2.5 xD	3.0 xD	2.0 xD	2.0 xD	2.5 xD
SUBSTRATE	HSS-PM	HSS-E-PM	HSS-E-PM	HSS-E-PM	HSS-PM	HSS-PM	HSS-E-PM	HSS-E-PM	HSS-E-PM	HSS-PM
Grade/Coating	ST	CoolTop	CoolTop	CoolTop	ST	SmoothTop	-	D115	D115	C150/C145/ C110
Page	L115	L117	L118	L119	L120	L121	L122	L123	L124	L125

CoroTap™

	T200-XM	E030	E031	E035	E036	T200-XM	E314	E316	E864	EX03P
	UNF	**UNF**	**UNF**	**UNF**	**UNF**	**G**	**M**	**M**	**M**	**M**
										
CoroTap™	200	200	200	200	200	200	300	300	300	300
Tap range	7/16-1"	No.8 - 1"	No.8 - 1"	No.6 - 1"	No.10 - 1"	No.1/8-1"	M3-M10	M12-M20	M3-M20	M1.6-M30
ISO application area	P M K N S	P K N S	P M K	P K N S	P M K	P M K N S	P 30-48 HRC	P 30-48 HRC	P 30-48 HRC	P ≤350HB
Through or blind hole										
BSG	DIN 2184-1	ISO529	ISO529	ANSI	ANSI	DIN5156	C-DIN371	DIN376	DIN/ANSI	DIN371 DIN376
THCHT	B 3.5-5	B 3.5-5	B 3.5-5	B 3.5-5	B 3.5-5	B 3.5-5	C 2-3	C 2-3	C 2-3	C 2-3
TCTR	2B	2B	2B	3B	3B	NORMAL	6H	6H	6H	6HX
ULDR	2.5 xD	2.5 xD	2.5 xD	2.5 xD	2.5 xD	2.5 xD	1.5 xD	1.5 xD	1.5 xD	3.0 xD
SUBSTRATE	HSS-PM	HSS-PM	HSS-PM	HSS-PM	HSS-PM	HSS-PM	HSS-E-PM	HSS-E-PM	HSS-E-PM	HSS-E-PM
Grade/Coating	C150/C145/ C110	-	ST	-	ST	C150/C145/ C110	CoolTop	CoolTop	CoolTop	CoolTop
Page	L126	L127	L128	L129	L130	L131	L132	L133	L134	L135

CoroTap™

	EX09P	E050	E051	EX03PA	E346	E347	E404	E047	E048	E085
	M	M	M	M	M	M	M	M	M	M
										
CoroTap™	300	300	300	300	300	300	300	300	300	300
Tap range	M4-M30	M3-M20	M6-M20	M3-M24	M3-M10	M12-M30	M1.6-M20	M3-M20	M3-M20	M4-M20
ISO application area	P ≤350HB	P ≤350HB	P ≤350HB	P ≤350HB	M	M	M	M	M	M
Through or blind hole										
BSG	DIN371 DIN376	ISO529	ISO529	DIN/ANSI	DIN371	DIN376	DIN371 DIN376	ISO529	ISO529	ANSI
THCHT	C 2-3	C 2-3	C 2-3	C 2-4	C 2-3	C 2-3	C 2-3	C 2-3	C 2-3	C 2-3
TCTR	6HX	6H	6H	6HX	6H	6H	6H	6H	6H	6H
ULDR	3.0 xD	2.5 xD	2.5 xD	3 xD	2.0 xD	2.0 xD	2.5 xD	2.5 xD	2.5 xD	2.5 xD
SUBSTRATE	HSS-E-PM	HSS-PM	HSS-PM	HSS-E-PM	HSS-E	HSS-E	HSS-E	HSS-PM	HSS-PM	HSS-PM
Grade/Coating	CoolTop	CoolTop	CoolTop	CoolTop	ST	ST	SmoothTop	ST	SmoothTop	ST
Page	L137	L138	L139	L140	L141	L142	L143	L144	L145	L146

CoroTap™

	E862	T105	T106	E354	E355	E450	E451	E360	E361	E866
	M	**M**	**M**	**M**	**M**	**M**	**M**	**M**	**M**	**M**
										
CoroTap™	300	300	300	300	300	300	300	300	300	300
Tap range	M4-M16	M3-M12	M5-M12	M3-M10	M12-M16	M3-M10	M12-M16	M3-M10	M12-M20	M3-M12
ISO application area	M	K	K	N	N	N	N	N	N	N
Through or blind hole										
BSG	DIN/ANSI	C-DIN371 DIN376	C-DIN371 DIN376	DIN371	DIN376	DIN371	DIN376	DIN371	DIN376	DIN/ANSI
THCHT	C 2-3	C 2-3	C 2-3	C 2-3	C 2-3	C 2-3	C 2-3	C 2-3	C 2-3	C 2-3
TCTR	6H	6H	6H	6H	6H	6H	6H	6H	6H	6H
ULDR	2.5 xD	2.0 xD	3.0 xD	1.5 xD	1.5 xD	1.5 xD	1.5 xD	2.5 xD	2.5 xD	1.5 xD
SUBSTRATE	HSS-PM	HM	HM	HSS-E-PM	HSS-E-PM	HSS-E-PM	HSS-E-PM	HSS-E	HSS-E	HSS-E-PM
Grade/Coating	SmoothTop	-	-	-	-	SmoothTop	SmoothTop	-	-	-
Page	L147	L148	L149	L150	L151	L152	L153	L154	L155	L156

CoroTap™

	E207	E258	E212	E263	E195	E245	T300-XM	T300-XM	T300-XM	E615
	M	**M**	**M**	**M**	**M**	**M**	**M**	**M**	**M**	**M**
										
CoroTap™	300	300	300	300	300	300	300	300	300	300
Tap range	M2 - M10	M4 - M36	M3 - M10	M12 - M36	M3 - M10	M12 - M30	M2-M64	M3-M20	M3-M20	M3 - M20
ISO application area	P N	P N	P N S	P N S	P N	P N	P M K N S	P M K N S	P M K N S	P M K N S
Through or blind hole										
BSG	DIN371	DIN376	DIN371	DIN376	DIN371	DIN376	DIN371 DIN376	DIN371 DIN376	DIN371 DIN376	DIN371 DIN376
THCHT	C 2-3	C 2-3	C 2-3	C 2-3	C 2-3	C 2-3	C 2-3	E 1.5-2	C 2-3	C 2-3
TCTR	6H	6H	6H	6H	6H	6H	6H	6H	6G	6H
ULDR	1.5 xD	1.5 xD	1.5 xD	1.5 xD	2.0 xD	2.0 xD	2.5 xD	2.5 xD	2.5 xD	3.0 xD
SUBSTRATE	HSS-E	HSS-E	HSS-E	HSS-E	HSS-E	HSS-E	HSS-PM	HSS-PM	HSS-PM	HSS-E
Grade/Coating	-	-	TiN	TiN	-	-	C150/C145/ C110	C150/C145/ C110	C150/C145/ C110	CoolTop
Page	L157	L158	L159	L160	L161	L162	L163	L165	L166	L167

CoroTap™

	E002	E003	E007	E008	E865	EX13P	EX13PA	E363	E367	T300-XM
	M	**M**	**M**	**M**	**MF**	**MF**	**MF**	**MF**	**MF**	**MF**
										
CoroTap™	300	300	300	300	300	300	300	300	300	300
Tap range	M2 - M24	M2 - M24	M4 - M20	M4 - M20	M10-M12	M4-M30	M8-M18	M6-M20	M4-M20	M4-M30
ISO application area	P N S	P M	P N S	P M	P 30-48 HRC	P ≤350HB	P ≤350HB	M	N	P M K N S
Through or blind hole										
BSG	ISO529	ISO529	ANSI	ANSI	DIN/ANSI	DIN374	DIN/ANSI	DIN374	DIN374	DIN374
THCHT	C 2-3	C 2-3	C 2-3	C 2-3	C 2-3	C 2-3	C 2-3	C 2-3	C 2-3	C 2-3
TCTR	6H	6H	6H	6H	6H	6HX	6HX	6H	6H	6H
ULDR	2.5 xD	2.5 xD	2.5 xD	2.5 xD	1.5 xD	3.0 xD	3 xD	2.0 xD	2.5 xD	2.5 xD
SUBSTRATE	HSS-PM	HSS-PM	HSS-PM	HSS-PM	HSS-E-PM	HSS-E-PM	HSS-E-PM	HSS-E	HSS-E	HSS-PM
Grade/Coating	-	ST	-	ST	CoolTop	CoolTop	CoolTop	ST	-	C150/C145/ C110
Page	L168	L169	L170	L171	L172	L173	L175	L176	L177	L178

CoroTap™

	E012	E013	E017	E018	E884	E058	EX23PA	EX29PA	E056	E069
	MF	**MF**	**MF**	**MF**	**UNC**	**UNC**	**UNC**	**UNC**	**UNC**	**UNC**
										
CoroTap™	300	300	300	300	300	300	300	300	300	300
Tap range	M4 - M22	M4 - M22	M8 - M18	M8 - M18	No.4-3/4	No.6-3/4	No.2-1"	1/4-1"	No.4-3/4	No.4-1"
ISO application area	P N S	P M	P N S	P M	P 30-48 HRC	P ≤350HB	P ≤350HB	P ≤350HB	M	M
Through or blind hole										
BSG	ISO529	ISO529	ANSI	ANSI	C-DIN/ANSI	ISO529	DIN/ANSI	DIN/ANSI	ISO529	ANSI
THCHT	C 2-3	C 2-3	C 2-3	C 2-3	C 2-3	C 2-3	C 2-3	C 2-3	C 2-3	C 2-3
TCTR	6H	6H	6H	6H	2B	2B	2B/3B	2BX	2B	3B
ULDR	2.5 xD	2.5 xD	2.5 xD	2.5 xD	1.5 xD	2.5 xD	3.0 xD	3.0 xD	2.5 xD	2.5 xD
SUBSTRATE	HSS-PM	HSS-PM	HSS-PM	HSS-PM	HSS-E-PM	HSS-PM	HSS-E-PM	HSS-E-PM	HSS-PM	HSS-PM
Grade/Coating	-	ST	-	ST	CoolTop	CoolTop	CoolTop	CoolTop	ST	ST
Page	L180	L181	L182	L183	L184	L185	L186	L187	L188	L189

CoroTap™

	E882	E886	T300-XM	E022	E023	E027	E028	E885	EX33PA	EX39PA
	UNC	**UNC**	**UNC**	**UNC**	**UNC**	**UNC**	**UNC**	**UNF**	**UNF**	**UNF**
										
CoroTap™	300	300	300	300	300	300	300	300	300	300
Tap range	No.4-7/8	No.4-3/4	No.4-1"	No.2 - 1"	No.2 - 1"	No.6 - 1"	No.4 - 1"	No.10-3/4	No.8-1"	No.10-5/8
ISO application area	M	N	P M K N S	P N S	P M	P N S	P M	P 30-48 HRC	P ≤350HB	P ≤350HB
Through or blind hole										
BSG	DIN/ANSI	DIN/ANSI	DIN2184-1	ISO529	ISO529	ANSI	ANSI	DIN/ANSI	DIN/ANSI	DIN/ANSI
THCHT	C 2-3	C 2-3	C 2-3	C 2-3	C 2-3	C 2-3	C 2-3	C 2-3	C 2-3	C 2-3
TCTR	2B	2B	2B	2B	2B	3B	3B	2B	2B/3B	2BX
ULDR	2.5 xD	1.5 xD	2.5 xD	2.5 xD	2.5 xD	2.5 xD	2.5 xD	1.5 xD	3.0 xD	3.0 xD
SUBSTRATE	HSS-PM	HSS-E-PM	HSS-PM	HSS-PM	HSS-PM	HSS-PM	HSS-PM	HSS-E-PM	HSS-E-PM	HSS-E-PM
Grade/Coating	SmoothTop	-	C150/C145/ C110	-	ST	-	ST	CoolTop	CoolTop	CoolTop
Page	L190	L191	L192	L193	L194	L195	L196	L197	L198	L199

CoroTap™

	E095	E079	E883	E887	T300-XM	E032	E033	E037	E038	E362
	UNF	**UNF**	**UNF**	**UNF**	**UNF**	**UNF**	**UNF**	**UNF**	**UNF**	**G**
										
CoroTap™	300	300	300	300	300	300	300	300	300	300
Tap range	No.10-1/2	No.10-1"	No.10-7/8	No.10-1/2	No.8-1"	No.8 - 1"	No.8 - 1"	No.10 - 1"	No.10 - 1"	1/8-1"
ISO application area	M	M	M	N	P M K N S	P N S	P M	P N S	P M	M
Through or blind hole										
BSG	ISO529	ANSI	DIN/ANSI	DIN/ANSI	DIN2184-1	ISO529	ISO529	ANSI	ANSI	DIN5156
THCHT	C 2-3	C 2-3	C 2-3	C 2-3	C 2-3	C 2-3	C 2-3	C 2-3	C 2-3	C 2-3
TCTR	2B	3B	2B	2B	2B	2B	2B	3B	3B	NORMAL
ULDR	2.5 xD	2.5 xD	2.5 xD	1.5 xD	2.5 xD	2.5 xD	2.5 xD	2.5 xD	2.5 xD	2.0 xD
SUBSTRATE	HSS-PM	HSS-PM	HSS-PM	HSS-E-PM	HSS-PM	HSS-PM	HSS-PM	HSS-PM	HSS-PM	HSS-E
Grade/Coating	ST	ST	SmoothTop	-	C150/C145/ C110	-	ST	-	ST	ST
Page	L200	L201	L202	L203	L204	L205	L206	L207	L208	L209

CoroTap™

	T300-XM	E736	E735	E738	E737	E313	E080	E301	E302	E306
	G	**NPT**	**NPT**	**NPTF**	**NPTF**	**M**	**M**	**M**	**M**	**M**
										
CoroTap™	300	300	300	300	300	400	400	400	400	400
Tap range	1/8-1.1/2	1/16-1"	1/16 - 1"	1/16-3/4	1/16 - 3/4	M3-M8	M2-M8	M1 - M24	M1 - M24	M3 - M12
ISO application area	P M K N S	M	P M K N S	M	P M K N S	N	N	P N	P M N S	P M N S
Through or blind hole										
BSG	DIN5156	DIN/ANSI	DIN/ANSI	DIN/ANSI	DIN/ANSI	DIN2174	ISO529	DIN2174	DIN2174	DIN2174
THCHT	C 2-3	C 2-3	C 2-3	C 2-3	C 2-3	C 2-3.5	C 2-3	C 2-3.5	C 2-3.5	C 2-3.5
TCTR	NORMAL	NORMAL	NORMAL	NORMAL	NORMAL	6HX	6HX	6HX	6HX	6HX
ULDR	2.5 xD	1.5 xD	1.5 xD	1.5 xD	1.5 xD	3.0 xD	2.5 xD	3.0 xD	3.0 xD	3.0 xD
SUBSTRATE	HSS-E	HSS-E	HSS-E	HSS-E	HSS-E	HSS-E	HSS-PM	HSS-E	HSS-E	HSS-E
Grade/Coating	C150/C145/ C110	ST	ST	ST	ST	SmoothTop	SmoothTop	-	TiN	CrN
Page	L210	L211	L212	L213	L214	L215	L216	L217	L218	L219

CoroTap™

	E308	E315	E305	E309	E310	T115	T116	E090	E091	E096
	M	M	M	M	M	M	M	M	M	M
										
CoroTap™	400	400	400	400	400	400	400	400	400	400
Tap range	M3 - M24	M5 - M12	M3 - M10	M3 - M12	M3 - M10	M3 - M10	M5 - M12	M12 - M16	M12 - M16	M3 - M16
ISO application area	P M N S	P M N S	P M N S	P M N S	P M N S	P M N S	P M N S	P N	P M N S	P M N S
Through or blind hole										
BSG	DIN2174	DIN2174	DIN2174	DIN2174	DIN2174	DIN2174 C-DIN2174	DIN2174	ISO529	ISO529	ISO529
THCHT	C 2-3.5	C 2-3.5	E 1.5-2	C 2-3.5	E 1.5-2	C 2-3	C 2-3	C 2-3	C 2-3	C 2-3
TCTR	6HX	6HX	6HX	6GX	6GX	6HX	6HX	6HX	6HX	6HX
ULDR	3.5 xD	3.5 xD	3.0 xD	3.0 xD	3.0 xD	3.0 xD	3.0 xD	2.5 xD	2.5 xD	2.5 xD
SUBSTRATE	HSS-E	HSS-E	HSS-E	HSS-E	HSS-E	HM	HM	HSS-PM	HSS-PM	HSS-PM
Grade/Coating	TiN	TiN	TiN	TiN	TiN	TiCN	TiCN	-	TiN	TiN
Page	L220	L221	L222	L223	L224	L225	L226	L227	L228	L229

CoroTap™

	E097	E099	E094	E890	E317	E891	E523	E596	E064	E892
	M	**M**	**M**	**M**	**MF**	**MF**	**UNC**	**UNC**	**UNC**	**UNC**
										
CoroTap™	400	400	400	400	400	400	400	400	400	400
Tap range	M2 - M16	M4 - M16	M3 - M10	M3 - M20	M5 - M16	M10 - M12	No.4 - 3/8	No.4 - 3/8	No.4 - 3/8	No.4 - 1"
ISO application area	P M N S	P M N S	P N	P M N S	P M N S	P M N S	P N	P M N S	P N	P M N S
Through or blind hole										
BSG	ISO529	ISO529	ANSI	DIN/ANSI	DIN2174	DIN/ANSI	ISO529	ISO529	ANSI	DIN/ANSI
THCHT	C 2-3	C 2-3	C 2-3	C 2-3	C 2-3.5	C 2-3	C 2-3	C 2-3	C 2-3	C 2-3
TCTR	6HX	6HX	6HX	6H	6HX	6H	2BX	2BX	2B	2B
ULDR	2.5 xD	3.0 xD	2.5 xD	3.0 xD	3.0 xD	3.0 xD	2.5 xD	2.5 xD	2.5 xD	3.0 xD
SUBSTRATE	HSS-PM	HSS-PM	HSS-PM	HSS-PM	HSS-E	HSS-PM	HSS	HSS	HSS-PM	HSS-PM
Grade/Coating	CrN	TiN	-	TiN	TiN	TiN	-	CrN	-	TiN
Page	L230	L231	L232	L233	L234	L235	L236	L237	L238	L239

CoroTap™

	E530	E074	E893	E323
	UNF	**UNF**	**UNF**	**EGM Insert**
				
CoroTap™	400	400	400	400
Tap range	No.10-7/16	No.10-3/8	No.10-1"	M3 - M12
ISO application area	P N	P N	P M N S	P M N S
Through or blind hole				
BSG	ISO529	ANSI	DIN/ANSI	DIN40435
THCHT	C 2-3	C 2-3	C 2-3	C 2-3.5
TCTR	2BX	2B	2B	6HMOD
ULDR	2.5 xD	2.5 xD	3.0 xD	3.0 xD
SUBSTRATE	HSS	HSS-PM	HSS-PM	HSS-E
Grade/Coating	-	-	TiN	TiN
Page	L240	L241	L242	L243

CoroTap™ 100 cutting tap with straight flutes

Thread form: Metric

THCHT	C
THBTP	0
ULDR	2.0
CNSC	0
SUBSTRATE	HSS-E-PM
COATING	CoolTop

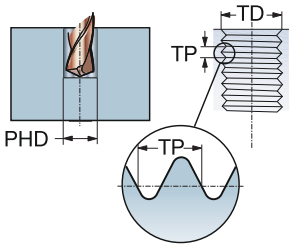

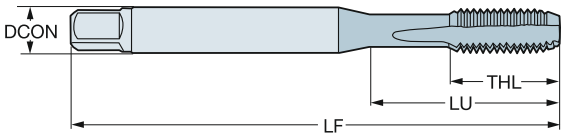

K

TDZ	TP	LU	CZC_{MS}	TCTR	Ordering code	DCON	TD	LF	THL	NOF	BSG
						Dimensions, mm, inch					
M 3	0.50	18.00	3.50 x 2.70	6HX	**E446M3**	3.50	3.00	56.00	8.90	3	DIN 371
		.708				*.138*	*.118*	*2.204*	*.350*		
M 4	0.70	21.00	4.50 x 3.40	6HX	**E446M4**	4.50	4.00	63.00	11.70	4	DIN 371
		.826				*.177*	*.157*	*2.480*	*.460*		
M 5	0.80	25.00	6.00 x 4.90	6HX	**E446M5**	6.00	5.00	70.00	12.60	4	DIN 371
		.984				*.236*	*.196*	*2.755*	*.496*		
M 6	1.00	30.00	6.00 x 4.90	6HX	**E446M6**	6.00	6.00	80.00	14.50	4	DIN 371
		1.181				*.236*	*.236*	*3.149*	*.570*		
M 8	1.25	35.00	8.00 x 6.20	6HX	**E446M8**	8.00	8.00	90.00	18.10	4	DIN 371
		1.377				*.315*	*.314*	*3.543*	*.712*		
M 10	1.50	39.00	10.00 x 8.00	6HX	**E446M10**	10.00	10.00	100.00	20.10	4	DIN 371
		1.535				*.394*	*.393*	*3.937*	*.791*		

O5 Q5 L253 PHD/PHDX L247 Q1 Q35

CoroTap™ 100 cutting tap with straight flutes

Thread form: Metric

THCHT	C
THBTP	0
ULDR	2.0
CNSC	0
SUBSTRATE	HSS-E-PM
COATING	CoolTop

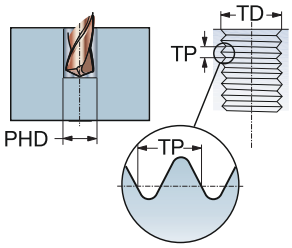

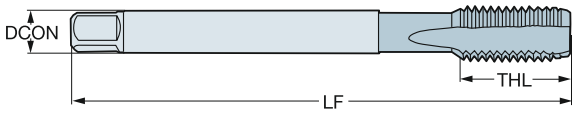

K

TDZ	TP	LU	CZC_{MS}	TCTR	Ordering code	DCON	TD	LF	THL	NOF	BSG
						Dimensions, mm, inch					
M 8	1.25	67.00	6.00 x 4.90	6HX	**E447M8**	6.00	8.00	90.00	18.00	4	DIN 376
		2.637				*.236*	*.314*	*3.543*	*.708*		
M 10	1.50	77.00	7.00 x 5.50	6HX	**E447M10**	7.00	10.00	100.00	20.00	4	DIN 376
		3.031				*.276*	*.393*	*3.937*	*.787*		
M 12	1.75	83.00	9.00 x 7.00	6HX	**E447M12**	9.00	12.00	110.00	23.00	4	DIN 376
		3.267				*.354*	*.472*	*4.330*	*.905*		
M 14	2.00	81.00	11.00 x 9.00	6HX	**E447M14**	11.00	14.00	110.00	25.00	4	DIN 376
		3.188				*.433*	*.551*	*4.330*	*.984*		
M 16	2.00	68.00	12.00 x 9.00	6HX	**E447M16**	12.00	16.00	110.00	25.00	4	DIN 376
		2.677				*.472*	*.629*	*4.330*	*.984*		
M 18	2.50	81.00	14.00 x 11.00	6HX	**E447M18**	14.00	18.00	125.00	30.00	4	DIN 376
		3.188				*.551*	*.708*	*4.921*	*1.181*		
M 20	2.50	95.00	16.00 x 12.00	6HX	**E447M20**	16.00	20.00	140.00	30.00	4	DIN 376
		3.740				*.630*	*.787*	*5.511*	*1.181*		
M 22	2.50	93.00	18.00 x 14.50	6HX	**E447M22**	18.00	22.00	140.00	34.00	4	DIN 376
		3.661				*.709*	*.866*	*5.511*	*1.338*		
M 24	3.00	113.00	18.00 x 14.50	6HX	**E447M24**	18.00	24.00	160.00	38.00	4	DIN 376
		4.448				*.709*	*.944*	*6.299*	*1.496*		

O5 Q5 L253 PHD/PHDX L247 Q1 Q35

CoroTap™ 100 cutting tap with straight flutes

Thread form: Metric

THCHT	E
THBTP	0
ULDR	2.0
CNSC	0
SUBSTRATE	HSS-E-PM
COATING	CoolTop

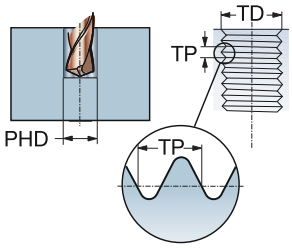

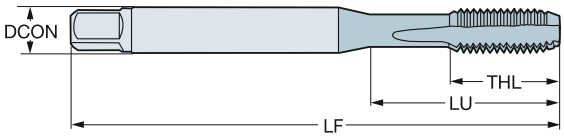

K

TDZ	TP	LU	CZC_{MS}	TCTR	Ordering code	DCON	TD	LF	THL	NOF	BSG
						Dimensions, mm, inch					
M 5	0.80	25.00	6.00 x 4.90	6HX	**ES03KM5**	6.00	5.00	70.00	12.60	4	DIN 371
		.984				*.236*	*.196*	*2.755*	*.496*		
M 6	1.00	30.00	6.00 x 4.90	6HX	**ES03KM6**	6.00	6.00	80.00	14.50	4	DIN 371
		1.181				*.236*	*.236*	*3.149*	*.570*		
M 8	1.25	35.00	8.00 x 6.20	6HX	**ES03KM8**	8.00	8.00	90.00	18.10	4	DIN 371
		1.377				*.315*	*.314*	*3.543*	*.712*		
M 10	1.50	39.00	10.00 x 8.00	6HX	**ES03KM10**	10.00	10.00	100.00	20.10	4	DIN 371
		1.535				*.394*	*.393*	*3.937*	*.791*		
M 12	1.75	83.00	9.00 x 7.00	6HX	**ES03KM12**	9.00	12.00	110.00	23.00	4	DIN 376
		3.267				*.354*	*.472*	*4.330*	*.905*		

O5 Q5 L253 PHD/PHDX L247 Q1 Q35

CoroTap™ 100 cutting tap with straight flutes

Thread form: Metric

THCHT	C
THBTP	0
ULDR	2.5
CNSC	1
SUBSTRATE	HSS-E-PM
COATING	CoolTop

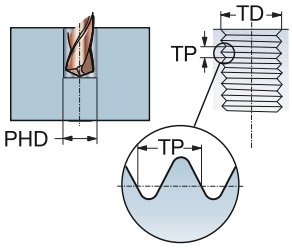

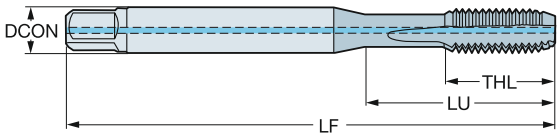

K

TDZ	TP	LU	CZC_{MS}	TCTR	Ordering code	DCON	TD	LF	THL	NOF	BSG
						Dimensions, mm, inch					
M 6	1.00	30.00	6.00 x 4.90	6HX	**E462M6**	6.00	6.00	80.00	15.00	4	DIN 371
		1.181				*.236*	*.236*	*3.149*	*.590*		
M 8	1.25	35.00	8.00 x 6.20	6HX	**E462M8**	8.00	8.00	90.00	18.00	4	DIN 371
		1.377				*.315*	*.314*	*3.543*	*.708*		
M 10	1.50	39.00	10.00 x 8.00	6HX	**E462M10**	10.00	10.00	100.00	20.00	4	DIN 371
		1.535				*.394*	*.393*	*3.937*	*.787*		

O5 Q5 L253 PHD/PHDX L247 Q1 Q35

CoroTap™ 100 cutting tap with straight flutes

Thread form: Metric

THCHT	C
THBTP	0
ULDR	2.5
CNSC	1
SUBSTRATE	HSS-E-PM
COATING	CoolTop

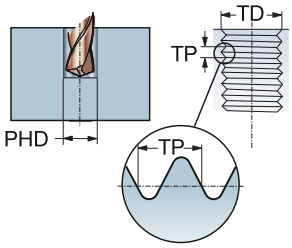

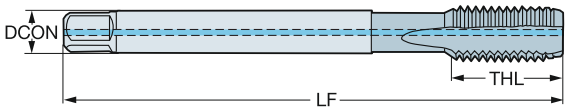

K

TDZ	TP	LU	CZC_{MS}	TCTR	Ordering code	DCON	TD	LF	THL	NOF	BSG
						Dimensions, mm, inch					
M 12	1.75	83.00	9.00 x 7.00	6HX	**E463M12**	9.00	12.00	110.00	24.00	4	DIN 376
		3.267				*.354*	*.472*	*4.330*	*.944*		
M 14	2.00	81.00	11.00 x 9.00	6HX	**E463M14**	11.00	14.00	110.00	25.00	4	DIN 376
		3.188				*.433*	*.551*	*4.330*	*.984*		
M 16	2.00	68.00	12.00 x 9.00	6HX	**E463M16**	12.00	16.00	110.00	25.00	4	DIN 376
		2.677				*.472*	*.629*	*4.330*	*.984*		
M 20	2.50	95.00	16.00 x 12.00	6HX	**E463M20**	16.00	20.00	140.00	30.00	4	DIN 376
		3.740				*.630*	*.787*	*5.511*	*1.181*		

O5 Q5 L253 PHD/PHDX L247 Q1 Q35

CoroTap™ 100 cutting tap with straight flutes

Thread form: Metric

THCHT	E
THBTP	0
ULDR	2.5
CNSC	1
SUBSTRATE	HSS-E-PM
COATING	CoolTop

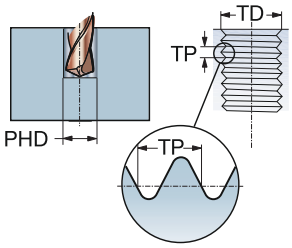

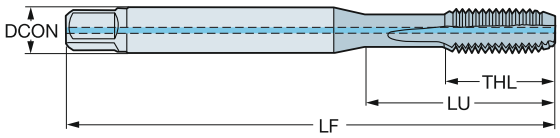

K

TDZ	TP	LU	CZC_{MS}	TCTR	Ordering code	DCON	TD	LF	THL	NOF	BSG
						Dimensions, mm, inch					
M 6	1.00	30.00	6.00 x 4.90	6HX	**ES09KM6**	6.00	6.00	80.00	15.00	4	DIN 371
		1.181				*.236*	*.236*	*3.149*	*.590*		
M 8	1.25	35.00	8.00 x 6.20	6HX	**ES09KM8**	8.00	8.00	90.00	18.00	4	DIN 371
		1.377				*.315*	*.314*	*3.543*	*.708*		
M 10	1.50	39.00	10.00 x 8.00	6HX	**ES09KM10**	10.00	10.00	100.00	20.00	4	DIN 371
		1.535				*.394*	*.393*	*3.937*	*.787*		
M 12	1.75	83.00	9.00 x 7.00	6HX	**ES09KM12**	9.00	12.00	110.00	24.00	4	DIN 376
		3.267				*.354*	*.472*	*4.330*	*.944*		

O5 Q5 L253 PHD/PHDX L247 Q1 Q35

CoroTap™ 100 cutting tap with straight flutes

Thread form: Metric

THCHT	C
THBTP	0
ULDR	2.5
CNSC	1
SUBSTRATE	HM
COATING	CoolTop

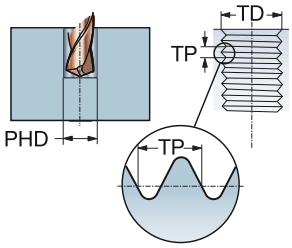

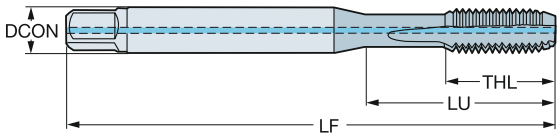

K

TDZ	TP	LU	CZC_{MS}	TCTR	Ordering code	DCON	TD	LF	THL	NOF	BSG
						Dimensions, mm, inch					
M 5	0.80	47.00	6.00 x 4.90	6HX	**T101M5**	6.00	5.00	70.00	16.00	4	C-DIN 371
		1.850				*.236*	*.196*	*2.755*	*.629*		
M 6	1.00	30.00	6.00 x 4.90	6HX	**T101M6**	6.00	6.00	80.00	19.00	4	DIN 371
		1.181				*.236*	*.236*	*3.149*	*.748*		
M 8	1.25	35.00	8.00 x 6.20	6HX	**T101M8**	8.00	8.00	90.00	22.00	4	DIN 371
		1.377				*.315*	*.314*	*3.543*	*.866*		
M 10	1.50	39.00	10.00 x 8.00	6HX	**T101M10**	10.00	10.00	100.00	24.00	4	DIN 371
		1.535				*.394*	*.393*	*3.937*	*.944*		
M 12	1.75	83.00	9.00 x 7.00	6HX	**T101M12**	9.00	12.00	110.00	23.00	4	DIN 376
		3.267				*.354*	*.472*	*4.330*	*.905*		
M 16	2.00	68.00	12.00 x 9.00	6HX	**T101M16**	12.00	16.00	110.00	25.00	4	DIN 376
		2.677				*.472*	*.629*	*4.330*	*.984*		

O5 L253 PHD/PHDX L247 Q1 Q35

CoroTap™ 100 cutting tap with straight flutes

Thread form: Metric

THCHT	C
THBTP	0
ULDR	2.0
CNSC	0
SUBSTRATE	HSS-E
COATING	CoolTop

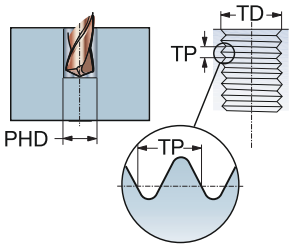

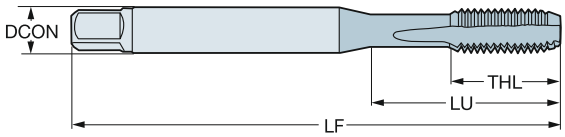

K

TDZ	TP	LU	CZC_{MS}	TCTR	Ordering code	DCON	TD	LF	THL	NOF	BSG
						Dimensions, mm, inch					
M 3	0.50	15.40	3.15 x 2.50	6HX	**E053M3**	3.20	3.00	48.00	15.40	3	ISO 529
		.606				*.124*	*.118*	*1.889*	*.606*		
M 4	0.70	18.00	4.00 x 3.15	6HX	**E053M4**	4.00	4.00	53.00	18.00	4	ISO 529
		.708				*.157*	*.157*	*2.086*	*.708*		
M 5	0.80	22.00	5.00 x 4.00	6HX	**E053M5**	5.00	5.00	58.00	11.20	4	ISO 529
		.866				*.197*	*.196*	*2.283*	*.440*		
M 6	1.00	26.00	6.30 x 5.00	6HX	**E053M6**	6.30	6.00	66.00	13.20	4	ISO 529
		1.023				*.248*	*.236*	*2.598*	*.519*		
M 8	1.25	29.00	8.00 x 6.30	6HX	**E053M8**	8.00	8.00	72.00	16.30	4	ISO 529
		1.141				*.315*	*.314*	*2.834*	*.641*		
M 10	1.50	34.00	10.00 x 8.00	6HX	**E053M10**	10.00	10.00	80.00	18.10	4	ISO 529
		1.338				*.394*	*.393*	*3.149*	*.712*		
M 12	1.75	62.00	9.00 x 7.10	6HX	**E053M12**	9.00	12.00	89.00	22.50	4	ISO 529
		2.440				*.354*	*.472*	*3.503*	*.885*		
M 14	2.00	66.00	11.20 x 9.00	6HX	**E053M14**	11.20	14.00	95.00	24.50	4	ISO 529
		2.598				*.441*	*.551*	*3.740*	*.964*		
M 16	2.00	59.00	12.50 x 10.00	6HX	**E053M16**	12.50	16.00	102.00	24.50	4	ISO 529
		2.322				*.492*	*.629*	*4.015*	*.964*		
M 20	2.50	68.00	14.00 x 11.20	6HX	**E053M20**	14.00	20.00	112.00	29.50	4	ISO 529
		2.677				*.551*	*.787*	*4.409*	*1.161*		

O5 Q5 L253 PHD/PHDX L247 Q1 Q35

CoroTap™ 100 cutting tap with straight flutes

Thread form: Metric

THCHT	C
THBTP	0
ULDR	2.0
CNSC	0
SUBSTRATE	HSS-E-PM
COATING	CoolTop

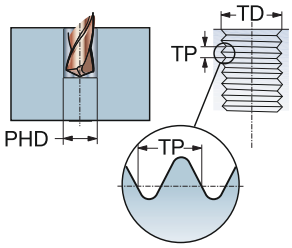

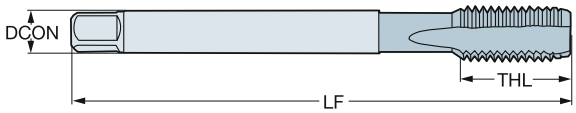

K

TDZ	TP	LU	CZC_{MS}	TCTR	Ordering code	DCON	TD	LF	THL	NOF	BSG
						Dimensions, mm, inch					
M 6	1.00	25.59	.255 x .191	6HX	**E835M6**	6.50	6.00	80.00	15.00	4	DIN/ANSI
		1.007				*.255*	*.236*	*3.149*	*.590*		
M 8	1.25	30.20	.318 x .238	6HX	**E835M8**	8.10	8.00	90.00	18.00	4	DIN/ANSI
		1.189				*.318*	*.314*	*3.543*	*.708*		
M 10	1.50	32.80	.381 x .286	6HX	**E835M10**	9.70	10.00	100.00	20.00	4	DIN/ANSI
		1.291				*.381*	*.393*	*3.937*	*.787*		
M 12	1.75	86.02	.367 x .275	6HX	**E835M12**	9.30	12.00	110.00	23.00	4	DIN/ANSI
		3.386				*.367*	*.472*	*4.330*	*.905*		
M 14	2.00	84.82	.429 x .322	6HX	**E835M14**	10.90	14.00	110.00	23.00	4	DIN/ANSI
		3.339				*.429*	*.551*	*4.330*	*.905*		
M 16	2.00	70.86	.480 x .360	6HX	**E835M16**	12.20	16.00	110.00	23.00	4	DIN/ANSI
		2.789				*.480*	*.629*	*4.330*	*.905*		
M 18	2.50	84.69	.542 x .406	6HX	**E835M18**	13.80	18.00	125.00	30.00	4	DIN/ANSI
		3.334				*.542*	*.708*	*4.921*	*1.181*		

O5 Q5 L253 PHD/PHDX L247 Q1 Q35

CoroTap™ 100 cutting tap with straight flutes

Thread form: Metric

THCHT	E
THBTP	0
ULDR	2.0
CNSC	0
SUBSTRATE	HSS-E-PM
COATING	CoolTop

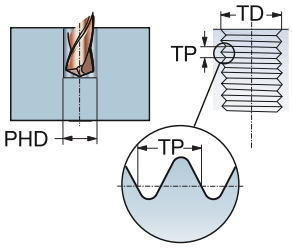

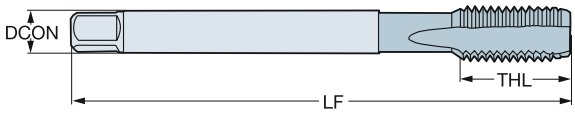

K

TDZ	TP	LU	CZC_{MS}	TCTR	Ordering code	DCON	TD	LF	THL	NOF	BSG
						Dimensions, mm, inch					
M 6	1.00	25.59	.255 x .191	6HX	**E825M6**	6.50	6.00	80.00	15.00	4	DIN/ANSI
		1.007				*.255*	*.236*	*3.149*	*.590*		
M 8	1.25	30.20	.318 x .238	6HX	**E825M8**	8.10	8.00	90.00	18.00	4	DIN/ANSI
		1.189				*.318*	*.314*	*3.543*	*.708*		
M 10	1.50	32.80	.381 x .286	6HX	**E825M10**	9.70	10.00	100.00	20.00	4	DIN/ANSI
		1.291				*.381*	*.393*	*3.937*	*.787*		
M 12	1.75	86.02	.367 x .275	6HX	**E825M12**	9.30	12.00	110.00	23.00	4	DIN/ANSI
		3.386				*.367*	*.472*	*4.330*	*.905*		
M 14	2.00	84.82	.429 x .322	6HX	**E825M14**	10.90	14.00	110.00	23.00	4	DIN/ANSI
		3.339				*.429*	*.551*	*4.330*	*.905*		
M 16	2.00	70.86	.480 x .360	6HX	**E825M16**	12.20	16.00	110.00	23.00	4	DIN/ANSI
		2.789				*.480*	*.629*	*4.330*	*.905*		
M 18	2.50	84.69	.542 x .406	6HX	**E825M18**	13.80	18.00	125.00	30.00	4	DIN/ANSI
		3.334				*.542*	*.708*	*4.921*	*1.181*		

O5 Q5 L253 PHD/PHDX L247 Q1 Q35

CoroTap™ 100 cutting tap with straight flutes

Thread form: Metric

THCHT	C
THBTP	0
ULDR	2.5
CNSC	1
SUBSTRATE	HSS-E-PM
COATING	CoolTop

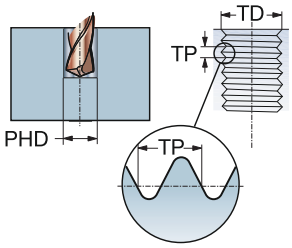

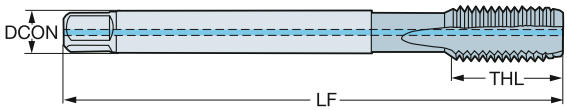

K

TDZ	TP	LU	CZC_{MS}	TCTR	Ordering code	DCON	TD	LF	THL	NOF	BSG
						Dimensions, mm, inch					
M 6	1.00	25.59	.255 x .191	6HX	**E837M6**	6.50	6.00	80.00	15.00	4	DIN/ANSI
		1.007				*.255*	*.236*	*3.149*	*.590*		
M 8	1.25	30.20	.318 x .238	6HX	**E837M8**	8.10	8.00	90.00	18.00	4	DIN/ANSI
		1.189				*.318*	*.314*	*3.543*	*.708*		
M 10	1.50	32.80	.381 x .286	6HX	**E837M10**	9.70	10.00	100.00	20.00	4	DIN/ANSI
		1.291				*.381*	*.393*	*3.937*	*.787*		
M 12	1.75	86.02	.367 x .275	6HX	**E837M12**	9.30	12.00	110.00	23.00	4	DIN/ANSI
		3.386				*.367*	*.472*	*4.330*	*.905*		
M 14	2.00	84.82	.429 x .322	6HX	**E837M14**	10.90	14.00	110.00	23.00	4	DIN/ANSI
		3.339				*.429*	*.551*	*4.330*	*.905*		
M 16	2.00	70.86	.480 x .360	6HX	**E837M16**	12.20	16.00	110.00	23.00	4	DIN/ANSI
		2.789				*.480*	*.629*	*4.330*	*.905*		
M 20	2.50	97.58	.652 x .489	6HX	**E837M20**	16.60	20.00	140.00	30.00	4	DIN/ANSI
		3.841				*.652*	*.787*	*5.511*	*1.181*		

O5 Q5 L253 PHD/PHDX L247 Q1 Q35

CoroTap™ 100 cutting tap with straight flutes

Thread form: Metric

THCHT	E
THBTP	0
ULDR	2.5
CNSC	1
SUBSTRATE	HSS-E-PM
COATING	CoolTop

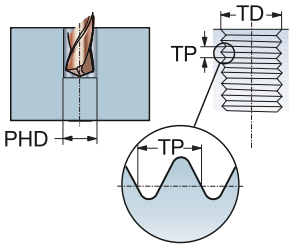

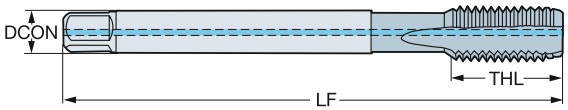

K

TDZ	TP	LU	CZC_{MS}	TCTR	Ordering code	DCON	TD	LF	THL	NOF	BSG
						Dimensions, mm, inch					
M 6	1.00	25.59	.255 x .191	6HX	**E827M6**	6.50	6.00	80.00	15.00	4	DIN/ANSI
		1.007				*.255*	*.236*	*3.149*	*.590*		
M 8	1.25	30.20	.318 x .238	6HX	**E827M8**	8.10	8.00	90.00	18.00	4	DIN/ANSI
		1.189				*.318*	*.314*	*3.543*	*.708*		
M 10	1.50	32.80	.381 x .286	6HX	**E827M10**	9.70	10.00	100.00	20.00	4	DIN/ANSI
		1.291				*.381*	*.393*	*3.937*	*.787*		
M 12	1.75	86.02	.367 x .275	6HX	**E827M12**	9.30	12.00	110.00	23.00	4	DIN/ANSI
		3.386				*.367*	*.472*	*4.330*	*.905*		
M 14	2.00	84.82	.429 x .322	6HX	**E827M14**	10.90	14.00	110.00	23.00	4	DIN/ANSI
		3.339				*.429*	*.551*	*4.330*	*.905*		
M 16	2.00	70.86	.480 x .360	6HX	**E827M16**	12.20	16.00	110.00	23.00	4	DIN/ANSI
		2.789				*.480*	*.629*	*4.330*	*.905*		
M 20	2.50	97.58	.652 x .489	6HX	**E827M20**	16.60	20.00	140.00	30.00	4	DIN/ANSI
		3.841				*.652*	*.787*	*5.511*	*1.181*		

O5 Q5 L253 PHD/PHDX L247 Q1 Q35

CoroTap™ 100 cutting tap with straight flutes

Thread form: Metric

THCHT	C
THBTP	0
ULDR	2.0
CNSC	0
SUBSTRATE	HSS-E-PM

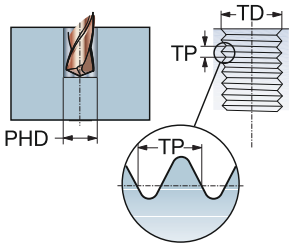

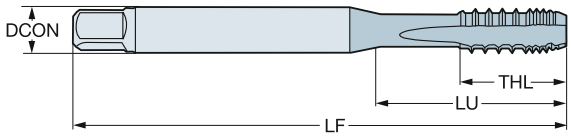

N

TDZ	TP	LU	CZC_{MS}	TCTR	Ordering code	DCON	TD	LF	THL	NOF	BSG
						Dimensions, mm, inch					
M 3	0.50	18.00	3.50 x 2.70	6H	**E352M3**	3.50	3.00	56.00	9.00	3	DIN 371
		.708				*.138*	*.118*	*2.204*	*.354*		
M 4	0.70	21.00	4.50 x 3.40	6H	**E352M4**	4.50	4.00	63.00	12.00	3	DIN 371
		.826				*.177*	*.157*	*2.480*	*.472*		
M 5	0.80	25.00	6.00 x 4.90	6H	**E352M5**	6.00	5.00	70.00	13.00	3	DIN 371
		.984				*.236*	*.196*	*2.755*	*.511*		
M 6	1.00	30.00	6.00 x 4.90	6H	**E352M6**	6.00	6.00	80.00	15.00	3	DIN 371
		1.181				*.236*	*.236*	*3.149*	*.590*		
M 8	1.25	35.00	8.00 x 6.20	6H	**E352M8**	8.00	8.00	90.00	18.00	3	DIN 371
		1.377				*.315*	*.314*	*3.543*	*.708*		
M 10	1.50	39.00	10.00 x 8.00	6H	**E352M10**	10.00	10.00	100.00	20.00	3	DIN 371
		1.535				*.394*	*.393*	*3.937*	*.787*		

O5 Q5 L253 PHD/PHDX L247 Q1 Q35

CoroTap™ 100 cutting tap with straight flutes

Thread form: Metric

THCHT	C
THBTP	0
ULDR	2.0
CNSC	0
SUBSTRATE	HSS-E-PM

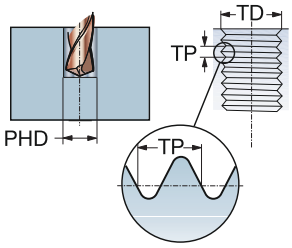

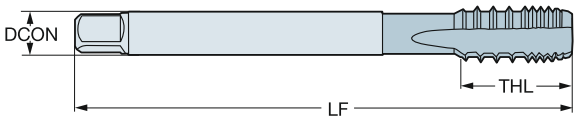

N

TDZ	TP	LU	CZC_{MS}	TCTR	Ordering code	Dimensions, mm, inch DCON	TD	LF	THL	NOF	BSG
M 12	1.75	83.00	9.00 x 7.00	6H	**E353M12**	9.00	12.00	110.00	23.00	3	DIN 376
		3.267				*.354*	*.472*	*4.330*	*.905*		
M 14	2.00	81.00	11.00 x 9.00	6H	**E353M14**	11.00	14.00	110.00	25.00	4	DIN 376
		3.188				*.433*	*.551*	*4.330*	*.984*		
M 16	2.00	68.00	12.00 x 9.00	6H	**E353M16**	12.00	16.00	110.00	25.00	4	DIN 376
		2.677				*.472*	*.629*	*4.330*	*.984*		

O5 Q5 L253 PHD/PHDX L247 Q1 Q35

CoroTap™ 100 cutting tap with straight flutes

Thread form: Metric

THCHT	C
THBTP	0
ULDR	2.0
CNSC	0
SUBSTRATE	HM
COATING	CoolTop

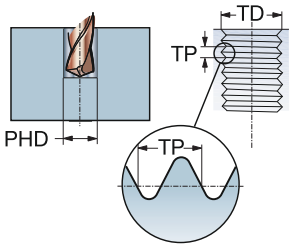

H

TDZ	TP	LU	CZC_{MS}	TCTR	Ordering code	DCON	TD	LF	THL	NOF	BSG
						Dimensions, mm, inch					
M 3	0.50	8.00	3.50 x 2.70	6HX	**T110M3**	3.50	3.00	56.00	8.00	4	C-DIN 371
		.314				*.138*	*.118*	*2.204*	*.314*		
M 4	0.70	11.00	4.50 x 3.40	6HX	**T110M4**	4.50	4.00	63.00	11.00	5	C-DIN 371
		.433				*.177*	*.157*	*2.480*	*.433*		
M 5	0.80	13.50	6.00 x 4.90	6HX	**T110M5**	6.00	5.00	70.00	13.50	5	C-DIN 371
		.531				*.236*	*.196*	*2.755*	*.531*		
M 6	1.00	16.50	6.00 x 4.90	6HX	**T110M6**	6.00	6.00	80.00	16.50	5	C-DIN 371
		.649				*.236*	*.236*	*3.149*	*.649*		
M 8	1.25	21.50	8.00 x 6.20	6HX	**T110M8**	8.00	8.00	90.00	21.50	5	C-DIN 371
		.846				*.315*	*.314*	*3.543*	*.846*		
M 10	1.50	27.00	10.00 x 8.00	6HX	**T110M10**	10.00	10.00	100.00	27.00	5	C-DIN 371
		1.062				*.394*	*.393*	*3.937*	*1.062*		
M 12	1.75	32.00	12.00 x 9.00	6HX	**T110M12**	12.00	12.00	110.00	32.00	6	C-DIN 371
		1.259				*.472*	*.472*	*4.330*	*1.259*		

O5 L253 PHD/PHDX L247 Q1 Q35

CoroTap™ 100 cutting tap with straight flutes

Thread form: Metric

THCHT	C
THBTP	0
ULDR	2.0
CNSC	0
SUBSTRATE	HM
COATING	CoolTop

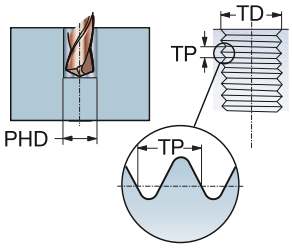

H

TDZ	TP	LU	CZC_{MS}	TCTR	Ordering code	DCON	TD	LF	THL	NOF	BSG
						Dimensions, mm, inch					
M 3	0.50	10.00	3.50 x 2.70	6H	**T100M3**	3.50	3.00	56.00	10.00	3	C-DIN 371
		.393				*.138*	*.118*	*2.204*	*.393*		
M 4	0.70	13.00	4.50 x 3.40	6H	**T100M4**	4.50	4.00	63.00	13.00	3	C-DIN 371
		.511				*.177*	*.157*	*2.480*	*.511*		
M 5	0.80	16.00	6.00 x 4.90	6H	**T100M5**	6.00	5.00	70.00	16.00	3	C-DIN 371
		.629				*.236*	*.196*	*2.755*	*.629*		
M 6	1.00	20.00	6.00 x 4.90	6H	**T100M6**	6.00	6.00	80.00	20.00	3	C-DIN 371
		.787				*.236*	*.236*	*3.149*	*.787*		
M 8	1.25	25.00	8.00 x 6.20	6H	**T100M8**	8.00	8.00	90.00	25.00	3	C-DIN 371
		.984				*.315*	*.314*	*3.543*	*.984*		
M 10	1.50	30.00	10.00 x 8.00	6H	**T100M10**	10.00	10.00	100.00	30.00	3	C-DIN 371
		1.181				*.394*	*.393*	*3.937*	*1.181*		
M 12	1.75	36.00	12.00 x 9.00	6H	**T100M12**	12.00	12.00	110.00	36.00	3	C-DIN 371
		1.417				*.472*	*.472*	*4.330*	*1.417*		

O5 L253 PHD/PHDX L247 Q1 Q35

CoroTap™ 100 cutting tap with straight flutes

Thread form: Metric fine

THCHT	C
THBTP	0
ULDR	2.0
CNSC	0
SUBSTRATE	HSS-E-PM
COATING	CoolTop

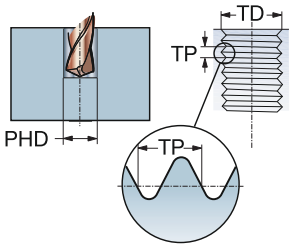

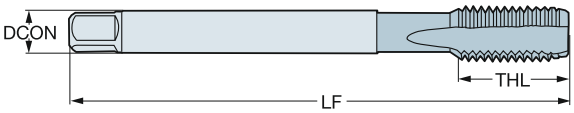

K

TDZ	TP	LU	CZC_{MS}	TCTR	Ordering code	DCON	TD	LF	THL	NOF	BSG
						Dimensions, mm, inch					
MF 10x1	1.00	67.00	7.00 x 5.50	6HX	**ES13KM10X1.0**	7.00	10.00	90.00	20.00	4	DIN 374
		2.637				*.276*	*.393*	*3.543*	*.787*		
MF 10x1.25	1.25	77.00	7.00 x 5.50	6HX	**ES13KM10X1.25**	7.00	10.00	100.00	20.00	4	DIN 374
		3.031				*.276*	*.393*	*3.937*	*.787*		
MF 12x1.25	1.25	73.00	9.00 x 7.00	6HX	**ES13KM12X1.25**	9.00	12.00	100.00	21.00	4	DIN 374
		2.874				*.354*	*.472*	*3.937*	*.826*		
MF 12x1.5	1.50	73.00	9.00 x 7.00	6HX	**ES13KM12X1.5**	9.00	12.00	100.00	21.00	4	DIN 374
		2.874				*.354*	*.472*	*3.937*	*.826*		
MF 14x1.5	1.50	71.00	11.00 x 9.00	6HX	**ES13KM14X1.5**	11.00	14.00	100.00	21.00	4	DIN 374
		2.795				*.433*	*.551*	*3.937*	*.826*		
MF 16x1.5	1.50	58.00	12.00 x 9.00	6HX	**ES13KM16X1.5**	12.00	16.00	100.00	21.00	4	DIN 374
		2.283				*.472*	*.629*	*3.937*	*.826*		
MF 18x1.5	1.50	66.00	14.00 x 11.00	6HX	**ES13KM18X1.5**	14.00	18.00	110.00	24.00	4	DIN 374
		2.598				*.551*	*.708*	*4.330*	*.944*		
MF 20x1.5	1.50	80.00	16.00 x 12.00	6HX	**ES13KM20X1.5**	16.00	20.00	125.00	24.00	4	DIN 374
		3.149				*.630*	*.787*	*4.921*	*.944*		

O5 Q5 L253 PHD/PHDX L247 Q1 Q35

CoroTap™ 100 cutting tap with straight flutes

Thread form: Metric fine

THCHT	C
THBTP	0
ULDR	2.5
CNSC	1
SUBSTRATE	HM
COATING	CoolTop

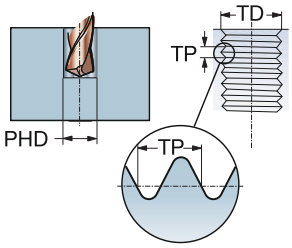

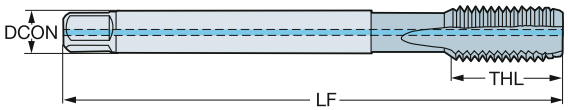

K

TDZ	TP	LU	CZC_{MS}	TCTR	Ordering code	DCON	TD	LF	THL	NOF	BSG
						Dimensions, mm, inch					
MF 8x1	1.00	67.00	6.00 x 4.90	6HX	**T120M8X1.0**	6.00	8.00	90.00	12.00	4	DIN 374
		2.637				*.236*	*.314*	*3.543*	*.472*		
MF 10x1	1.00	67.00	7.00 x 5.50	6HX	**T120M10X1.0**	7.00	10.00	90.00	14.00	4	DIN 374
		2.637				*.276*	*.393*	*3.543*	*.551*		
MF 12x1.5	1.50	73.00	9.00 x 7.00	6HX	**T120M12X1.5**	9.00	12.00	100.00	20.00	4	DIN 374
		2.874				*.354*	*.472*	*3.937*	*.787*		
MF 14x1.5	1.50	71.00	11.00 x 9.00	6HX	**T120M14X1.5**	11.00	14.00	100.00	21.00	4	DIN 374
		2.795				*.433*	*.551*	*3.937*	*.826*		

O5 L253 PHD/PHDX L247 Q1 Q35

CoroTap™ 100 cutting tap with straight flutes

Thread form: Metric fine

THCHT	C
THBTP	0
ULDR	2.0
CNSC	0
SUBSTRATE	HSS-E
COATING	CoolTop

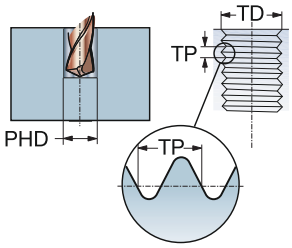

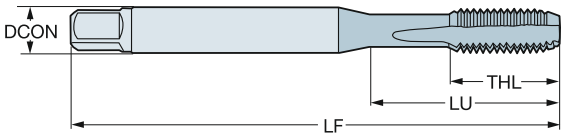

K

TDZ	TP	LU	CZC_{MS}	TCTR	Ordering code	DCON	TD	LF	THL	NOF	BSG
						Dimensions, mm, inch					
MF 8x1	1.00	29.00	8.00 x 6.30	6HX	**E054M8X1.0**	8.00	8.00	72.00	16.30	4	ISO 529
		1.141				*.315*	*.314*	*2.834*	*.641*		
MF 10x1	1.00	34.00	10.00 x 8.00	6HX	**E054M10X1.0**	10.00	10.00	80.00	18.10	4	ISO 529
		1.338				*.394*	*.393*	*3.149*	*.712*		
MF 10x1.25	1.25	34.00	10.00 x 8.00	6HX	**E054M10X1.25**	10.00	10.00	80.00	18.10	4	ISO 529
		1.338				*.394*	*.393*	*3.149*	*.712*		
MF 12x1	1.00	62.00	9.00 x 7.10	6HX	**E054M12X1.0**	9.00	12.00	89.00	22.50	4	ISO 529
		2.440				*.354*	*.472*	*3.503*	*.885*		
MF 12x1.25	1.25	62.00	9.00 x 7.10	6HX	**E054M12X1.25**	9.00	12.00	89.00	22.50	4	ISO 529
		2.440				*.354*	*.472*	*3.503*	*.885*		
MF 12x1.5	1.50	62.00	9.00 x 7.10	6HX	**E054M12X1.5**	9.00	12.00	89.00	22.50	4	ISO 529
		2.440				*.354*	*.472*	*3.503*	*.885*		
MF 14x1.25	1.25	66.00	11.20 x 9.00	6HX	**E054M14X1.25**	11.20	14.00	95.00	24.50	4	ISO 529
		2.598				*.441*	*.551*	*3.740*	*.964*		
MF 14x1.5	1.50	66.00	11.20 x 9.00	6HX	**E054M14X1.5**	11.20	14.00	95.00	24.50	4	ISO 529
		2.598				*.441*	*.551*	*3.740*	*.964*		
MF 16x1.5	1.50	59.00	12.50 x 10.00	6HX	**E054M16X1.5**	12.50	16.00	102.00	24.50	4	ISO 529
		2.322				*.492*	*.629*	*4.015*	*.964*		

O5 Q5 L253 PHD/PHDX L247 Q1 Q35

CoroTap™ 100 cutting tap with straight flutes

Thread form: Metric fine

THCHT	C
THBTP	0
ULDR	2.0
CNSC	0
SUBSTRATE	HSS-E-PM
COATING	CoolTop

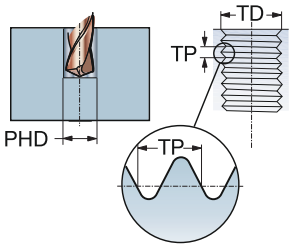

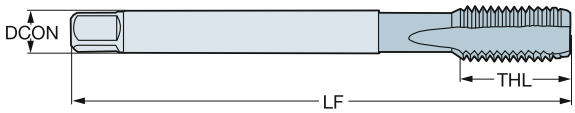

K

TDZ	TP	LU	CZC_{MS}	TCTR	Ordering code	DCON	TD	LF	THL	NOF	BSG
						Dimensions, mm, inch					
MF 10x1	1.00	37.70	.381 x .286	6HX	**E836M10X1.0**	9.70	10.00	100.00	19.98	4	DIN/ANSI
		1.484				*.381*	*.393*	*3.937*	*.787*		
MF 10x1.25	1.25	37.70	.381 x .286	6HX	**E836M10X1.25**	9.70	10.00	100.00	19.98	4	DIN/ANSI
		1.484				*.381*	*.393*	*3.937*	*.787*		
MF 12x1.25	1.25	86.02	.367 x .275	6HX	**E836M12X1.25**	9.30	12.00	110.00	23.01	4	DIN/ANSI
		3.386				*.367*	*.472*	*4.330*	*.905*		
MF 12x1.5	1.50	86.02	.367 x .275	6HX	**E836M12X1.5**	9.30	12.00	110.00	23.01	4	DIN/ANSI
		3.386				*.367*	*.472*	*4.330*	*.905*		
MF 14x1.5	1.50	84.82	.429 x .322	6HX	**E836M14X1.5**	10.90	14.00	110.00	23.01	4	DIN/ANSI
		3.339				*.429*	*.551*	*4.330*	*.905*		

O5 Q5 L253 PHD/PHDX L247 Q1 Q35

CoroTap™ 100 cutting tap with straight flutes

Thread form: Metric fine

THCHT	C
THBTP	0
ULDR	2.5
CNSC	1
SUBSTRATE	HSS-E-PM
COATING	CoolTop

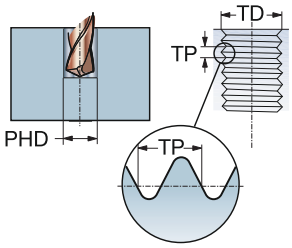

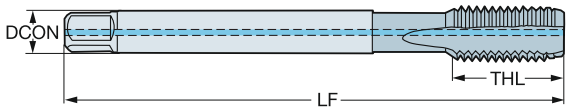

K

TDZ	TP	LU	CZC_{MS}	TCTR	Ordering code	DCON	TD	LF	THL	NOF	BSG
						Dimensions, mm, inch					
MF 10x1.25	1.25	37.70	.381 x .286	6HX	**E838M10X1.25**	9.70	10.00	100.00	19.98	4	DIN/ANSI
		1.484				*.381*	*.393*	*3.937*	*.787*		
MF 12x1.5	1.50	86.02	.367 x .275	6HX	**E838M12X1.5**	9.30	12.00	110.00	23.01	4	DIN/ANSI
		3.386				*.367*	*.472*	*4.330*	*.905*		
MF 14x1.5	1.50	84.82	.429 x .322	6HX	**E838M14X1.5**	10.90	14.00	110.00	23.01	4	DIN/ANSI
		3.339				*.429*	*.551*	*4.330*	*.905*		

O5 Q5 L253 PHD/PHDX L247 Q1 Q35

CoroTap™ 100 cutting tap with straight flutes

Thread form: UNC

THCHT	C
THBTP	0
ULDR	2.0
CNSC	0
SUBSTRATE	HSS-E
COATING	CoolTop

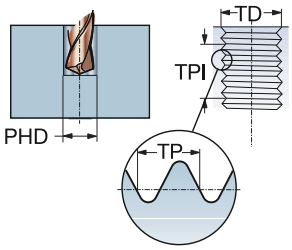

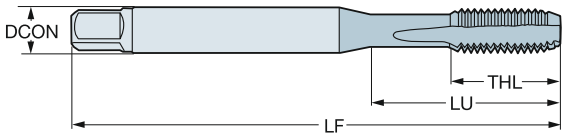

K

TDZ	TPI	LU	CZC_{MS}	TCTR	Ordering code	DCON	TD	LF	THL	NOF	BSG
						Dimensions, mm, inch					
UNC 1/4-20	20.0	26.00	6.30 x 5.00	2B	**E0591/4**	6.30	6.35	66.00	13.20	4	ISO 529
		1.023				*.248*	*.250*	*2.598*	*.519*		
UNC 5/16-18	18.0	29.00	8.00 x 6.30	2B	**E0595/16**	8.00	7.94	72.00	16.30	4	ISO 529
		1.141				*.315*	*.312*	*2.834*	*.641*		
UNC 3/8-16	16.0	32.00	10.00 x 8.00	2B	**E0593/8**	10.00	9.53	80.00	18.10	4	ISO 529
		1.259				*.394*	*.375*	*3.149*	*.712*		
UNC 1/2-13	13.0	62.00	9.00 x 7.10	2B	**E0591/2**	9.00	12.70	89.00	22.50	4	ISO 529
		2.440				*.354*	*.500*	*3.503*	*.885*		
UNC 5/8-11	11.0	59.00	12.50 x 10.00	2B	**E0595/8**	12.50	15.88	102.00	24.50	4	ISO 529
		2.322				*.492*	*.625*	*4.015*	*.964*		
UNC 3/4-10	10.0	68.00	14.00 x 11.20	2B	**E0593/4**	14.00	19.05	112.00	29.50	4	ISO 529
		2.677				*.551*	*.750*	*4.409*	*1.161*		

O5 Q5 L253 PHD/PHDX L247 Q1 Q35

CoroTap™ 100 cutting tap with straight flutes

Thread form: UNC

THCHT	C
THBTP	0
ULDR	2.0
CNSC	0
SUBSTRATE	HSS-E-PM
COATING	CoolTop

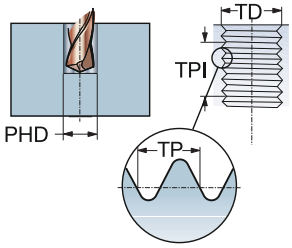

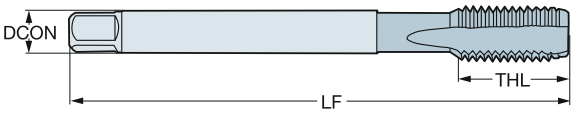

K

TDZ	TPI	LU	CZC_{MS}	TCTR	Ordering code	DCON	TD	LF	THL	NOF	BSG
						Dimensions, mm, inch					
UNC 1/4-20	20.0	25.59	.255 x .191	2BX	**E8301/4**	6.50	6.35	80.00	15.00	4	DIN/ANSI
		1.007				*.255*	*.250*	*3.149*	*.590*		
UNC 5/16-18	18.0	30.20	.318 x .238	2BX	**E8305/16**	8.10	7.94	90.00	18.00	4	DIN/ANSI
		1.189				*.318*	*.312*	*3.543*	*.708*		
UNC 3/8-16	16.0	32.80	.381 x .286	2BX	**E8303/8**	9.70	9.53	100.00	20.00	4	DIN/ANSI
		1.291				*.381*	*.375*	*3.937*	*.787*		
UNC 7/16-14	14.0	72.60	.323 x .242	2BX	**E8307/16**	8.20	11.11	100.00	20.00	4	DIN/ANSI
		2.858				*.323*	*.437*	*3.937*	*.787*		
UNC 1/2-13	13.0	81.80	.367 x .275	2BX	**E8301/2**	9.30	12.70	110.00	23.00	4	DIN/ANSI
		3.220				*.367*	*.500*	*4.330*	*.905*		
UNC 5/8-11	11.0	65.80	.480 x .360	2BX	**E8305/8**	12.20	15.88	110.00	23.00	4	DIN/ANSI
		2.590				*.480*	*.625*	*4.330*	*.905*		
UNC 3/4-10	10.0	77.50	.590 x .442	2BX	**E8303/4**	15.00	19.05	125.00	30.00	4	DIN/ANSI
		3.051				*.590*	*.750*	*4.921*	*1.181*		
UNC 7/8-9	9.0	90.90	.697 x .523	2BX	**E8307/8**	17.70	22.23	140.00	34.00	4	DIN/ANSI
		3.578				*.697*	*.875*	*5.511*	*1.338*		

O5 Q5 L253 PHD/PHDX L247 Q1 Q35

CoroTap™ 100 cutting tap with straight flutes

Thread form: UNC

THCHT	E
THBTP	0
ULDR	2.0
CNSC	0
SUBSTRATE	HSS-E-PM
COATING	CoolTop

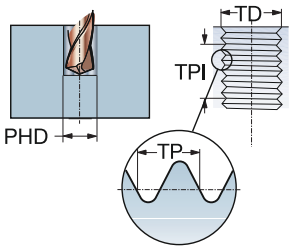

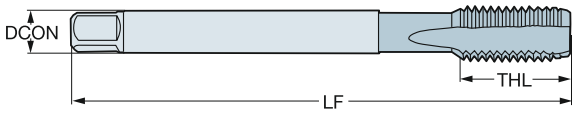

K

TDZ	TPI	LU	CZC_{MS}	TCTR	Ordering code	DCON	TD	LF	THL	NOF	BSG
						Dimensions, mm, inch					
UNC 1/4-20	20.0	25.59	.255 x .191	2BX	**E8391/4**	6.50	6.35	80.00	15.00	4	DIN/ANSI
		1.007				*.255*	*.250*	*3.149*	*.590*		
UNC 5/16-18	18.0	30.20	.318 x .238	2BX	**E8395/16**	8.10	7.94	90.00	18.00	4	DIN/ANSI
		1.189				*.318*	*.312*	*3.543*	*.708*		
UNC 3/8-16	16.0	32.80	.381 x .286	2BX	**E8393/8**	9.70	9.53	100.00	20.00	4	DIN/ANSI
		1.291				*.381*	*.375*	*3.937*	*.787*		
UNC 7/16-14	14.0	72.60	.323 x .242	2BX	**E8397/16**	8.20	11.11	100.00	20.00	4	DIN/ANSI
		2.858				*.323*	*.437*	*3.937*	*.787*		
UNC 1/2-13	13.0	81.80	.367 x .275	2BX	**E8391/2**	9.30	12.70	110.00	23.00	4	DIN/ANSI
		3.220				*.367*	*.500*	*4.330*	*.905*		
UNC 5/8-11	11.0	65.80	.480 x .360	2BX	**E8395/8**	12.20	15.88	110.00	23.00	4	DIN/ANSI
		2.590				*.480*	*.625*	*4.330*	*.905*		
UNC 3/4-10	10.0	77.50	.590 x .442	2BX	**E8393/4**	15.00	19.05	125.00	30.00	4	DIN/ANSI
		3.051				*.590*	*.750*	*4.921*	*1.181*		
UNC 7/8-9	9.0	90.90	.697 x .523	2BX	**E8397/8**	17.70	22.23	140.00	34.00	4	DIN/ANSI
		3.578				*.697*	*.875*	*5.511*	*1.338*		

O5 Q5 L253 PHD/PHDX L247 Q1 Q35

CoroTap™ 100 cutting tap with straight flutes

Thread form: UNC

THCHT	C
THBTP	0
ULDR	2.5
CNSC	1
SUBSTRATE	HSS-E-PM
COATING	CoolTop

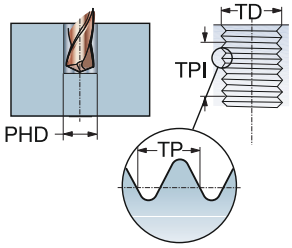

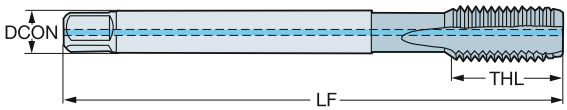

K

TDZ	TPI	LU	CZC_{MS}	TCTR	Ordering code	Dimensions, mm, inch DCON	TD	LF	THL	NOF	BSG
UNC 1/4-20	20.0	25.59	.255 x .191	2BX	**E8321/4**	6.50	6.35	80.00	15.00	4	DIN/ANSI
		1.007				*.255*	*.250*	*3.149*	*.590*		
UNC 5/16-18	18.0	30.20	.318 x .238	2BX	**E8325/16**	8.10	7.94	90.00	18.00	4	DIN/ANSI
		1.189				*.318*	*.312*	*3.543*	*.708*		
UNC 3/8-16	16.0	32.80	.381 x .286	2BX	**E8323/8**	9.70	9.53	100.00	20.00	4	DIN/ANSI
		1.291				*.381*	*.375*	*3.937*	*.787*		
UNC 7/16-14	14.0	72.60	.323 x .242	2BX	**E8327/16**	8.20	11.11	100.00	20.00	4	DIN/ANSI
		2.858				*.323*	*.437*	*3.937*	*.787*		
UNC 1/2-13	13.0	81.80	.367 x .275	2BX	**E8321/2**	9.30	12.70	110.00	23.00	4	DIN/ANSI
		3.220				*.367*	*.500*	*4.330*	*.905*		

O5 Q5 L253 PHD/PHDX L247 Q1 Q35

CoroTap™ 100 cutting tap with straight flutes

Thread form: UNC

THCHT	E
THBTP	0
ULDR	2.5
CNSC	1
SUBSTRATE	HSS-E-PM
COATING	CoolTop

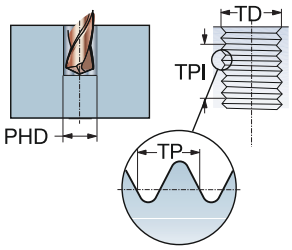

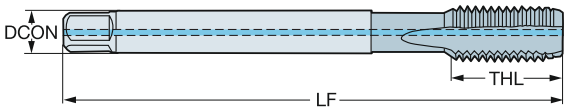

K

TDZ	TPI	LU	CZC_{MS}	TCTR	Ordering code	DCON	TD	LF	THL	NOF	BSG
						Dimensions, mm, inch					
UNC 1/4-20	20.0	25.59	.255 x .191	2BX	**E8221/4**	6.50	6.35	80.00	15.00	4	DIN/ANSI
		1.007				*.255*	*.250*	*3.149*	*.590*		
UNC 5/16-18	18.0	30.20	.318 x .238	2BX	**E8225/16**	8.10	7.94	90.00	18.00	4	DIN/ANSI
		1.189				*.318*	*.312*	*3.543*	*.708*		
UNC 3/8-16	16.0	32.80	.381 x .286	2BX	**E8223/8**	9.70	9.53	100.00	20.00	4	DIN/ANSI
		1.291				*.381*	*.375*	*3.937*	*.787*		
UNC 7/16-14	14.0	72.60	.323 x .242	2BX	**E8227/16**	8.20	11.11	100.00	20.00	4	DIN/ANSI
		2.858				*.323*	*.437*	*3.937*	*.787*		
UNC 1/2-13	13.0	81.80	.367 x .275	2BX	**E8221/2**	9.30	12.70	110.00	23.00	4	DIN/ANSI
		3.220				*.367*	*.500*	*4.330*	*.905*		

O5 Q5 L253 PHD/PHDX L247 Q1 Q35

CoroTap™ 100 cutting tap with straight flutes

Thread form: UNF

THCHT	C
THBTP	0
ULDR	2.0
CNSC	0
SUBSTRATE	HSS-E-PM
COATING	CoolTop

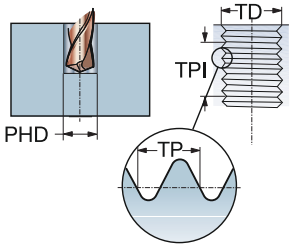

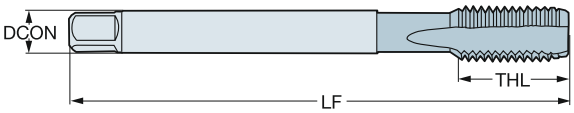

K

TDZ	TPI	LU	CZC_{MS}	TCTR	Ordering code	DCON	TD	LF	THL	NOF	BSG
						Dimensions, mm, inch					
UNF 1/4-28	28.0	25.59	.255 x .191	2BX	E8311/4	6.50	6.35	80.00	15.00	4	DIN/ANSI
		1.007				.255	.250	3.149	.590		
UNF 5/16-24	24.0	30.20	.318 x .238	2BX	E8315/16	8.10	7.94	90.00	18.00	4	DIN/ANSI
		1.189				.318	.312	3.543	.708		
UNF 3/8-24	24.0	32.80	.381 x .286	2BX	E8313/8	9.70	9.53	100.00	20.00	4	DIN/ANSI
		1.291				.381	.375	3.937	.787		
UNF 7/16-20	20.0	72.60	.323 x .242	2BX	E8317/16	8.20	11.11	100.00	20.00	4	DIN/ANSI
		2.858				.323	.437	3.937	.787		
UNF 1/2-20	20.0	81.80	.367 x .275	2BX	E8311/2	9.30	12.70	110.00	23.00	4	DIN/ANSI
		3.220				.367	.500	4.330	.905		
UNF 5/8-18	18.0	65.80	.480 x .360	2BX	E8315/8	12.20	15.88	110.00	23.00	4	DIN/ANSI
		2.590				.480	.625	4.330	.905		
UNF 3/4-16	16.0	77.50	.590 x .442	2BX	E8313/4	15.00	19.05	125.00	30.00	4	DIN/ANSI
		3.051				.590	.750	4.921	1.181		
UNF 7/8-14	14.0	90.90	.697 x .523	2BX	E8317/8	17.70	22.23	140.00	34.00	4	DIN/ANSI
		3.578				.697	.875	5.511	1.338		

O5 Q5 L253 PHD/PHDX L247 Q1 Q35

CoroTap™ 100 cutting tap with straight flutes

Thread form: UNF

THCHT	C
THBTP	0
ULDR	2.5
CNSC	1
SUBSTRATE	HSS-E-PM
COATING	CoolTop

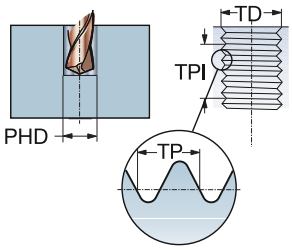

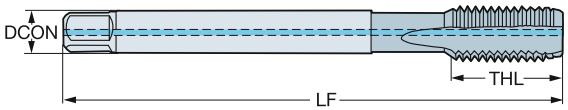

K

TDZ	TPI	LU	CZC_{MS}	TCTR	**Ordering code**	DCON	TD	LF	THL	NOF	BSG
						Dimensions, mm, inch					
UNF 1/4-28	28.0	25.59	.255 x .191	2BX	**E8331/4**	6.50	6.35	80.00	15.00	4	DIN/ANSI
		1.007				*.255*	*.250*	*3.149*	*.590*		
UNF 5/16-24	24.0	30.20	.318 x .238	2BX	**E8335/16**	8.10	7.94	90.00	18.00	4	DIN/ANSI
		1.189				*.318*	*.312*	*3.543*	*.708*		
UNF 3/8-24	24.0	32.80	.381 x .286	2BX	**E8333/8**	9.70	9.53	100.00	20.00	4	DIN/ANSI
		1.291				*.381*	*.375*	*3.937*	*.787*		
UNF 7/16-20	20.0	72.60	.323 x .242	2BX	**E8337/16**	8.20	11.11	100.00	20.00	4	DIN/ANSI
		2.858				*.323*	*.437*	*3.937*	*.787*		
UNF 1/2-20	20.0	81.80	.367 x .275	2BX	**E8331/2**	9.30	12.70	110.00	23.00	4	DIN/ANSI
		3.220				*.367*	*.500*	*4.330*	*.905*		

O5 Q5 L253 PHD/PHDX L247 Q1 Q35

CoroTap™ 100 cutting tap with straight flutes

Thread form: UNF

THCHT	E
THBTP	0
ULDR	2.0
CNSC	0
SUBSTRATE	HSS-E-PM
COATING	CoolTop

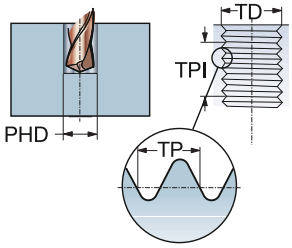

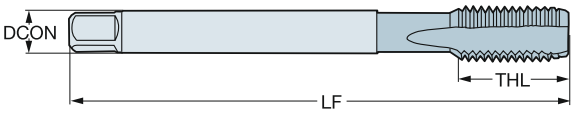

K

TDZ	TPI	LU	CZC_{MS}	TCTR	Ordering code	DCON	TD	LF	THL	NOF	BSG
						Dimensions, mm, inch					
UNF 1/4-28	28.0	25.59	.255 x .191	2BX	**E8211/4**	6.50	6.35	80.00	15.00	4	DIN/ANSI
		1.007				*.255*	*.250*	*3.149*	*.590*		
UNF 5/16-24	24.0	65.50	.318 x .238	2BX	**E8215/16**	8.10	7.94	90.00	18.00	4	DIN/ANSI
		2.578				*.318*	*.312*	*3.543*	*.708*		
UNF 3/8-24	24.0	71.90	.381 x .286	2BX	**E8213/8**	9.70	9.53	100.00	20.00	4	DIN/ANSI
		2.830				*.381*	*.375*	*3.937*	*.787*		
UNF 7/16-20	20.0	72.60	.323 x .242	2BX	**E8217/16**	8.20	11.11	100.00	20.00	4	DIN/ANSI
		2.858				*.323*	*.437*	*3.937*	*.787*		
UNF 1/2-20	20.0	81.80	.367 x .275	2BX	**E8211/2**	9.30	12.70	110.00	23.00	4	DIN/ANSI
		3.220				*.367*	*.500*	*4.330*	*.905*		
UNF 5/8-18	18.0	65.80	.480 x .360	2BX	**E8215/8**	12.20	15.88	110.00	23.00	4	DIN/ANSI
		2.590				*.480*	*.625*	*4.330*	*.905*		
UNF 3/4-16	16.0	77.50	.590 x .442	2BX	**E8213/4**	15.00	19.05	125.00	30.00	4	DIN/ANSI
		3.051				*.590*	*.750*	*4.921*	*1.181*		

O5 Q5 L253 PHD/PHDX L247 Q1 Q35

CoroTap™ 100 cutting tap with straight flutes

Thread form: UNF

THCHT	E
THBTP	0
ULDR	2.5
CNSC	1
SUBSTRATE	HSS-E-PM
COATING	CoolTop

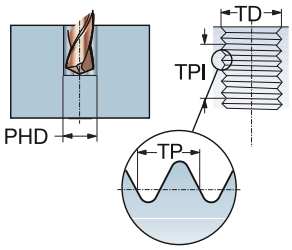

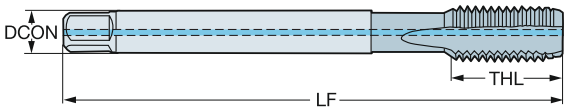

K

TDZ	TPI	LU	CZC_{MS}	TCTR	Ordering code	DCON	TD	LF	THL	NOF	BSG
						Dimensions, mm, inch					
UNF 1/4-28	28.0	25.59	.255 x .191	2BX	**E8231/4**	6.50	6.35	80.00	15.00	4	DIN/ANSI
		1.007				*.255*	*.250*	*3.149*	*.590*		
UNF 7/16-20	20.0	72.60	.323 x .242	2BX	**E8237/16**	8.20	11.11	100.00	20.00	4	DIN/ANSI
		2.858				*.323*	*.437*	*3.937*	*.787*		
UNF 1/2-20	20.0	81.80	.367 x .275	2BX	**E8231/2**	9.30	12.70	110.00	23.00	4	DIN/ANSI
		3.220				*.367*	*.500*	*4.330*	*.905*		

O5 Q5 L253 PHD/PHDX L247 Q1 Q35

CoroTap™ 100 cutting tap with straight flutes

Thread form: G

THCHT	C
THBTP	0
ULDR	2.0
CNSC	0
SUBSTRATE	HSS-E
COATING	N

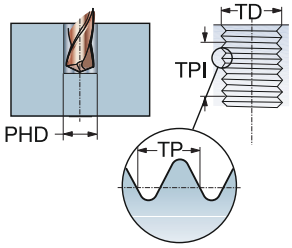

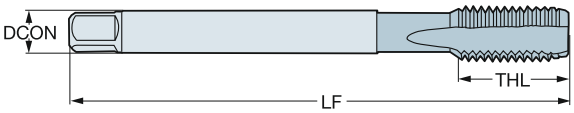

K

TDZ	TPI	LU	CZC_{MS}	TCTR	Ordering code	DCON	TD	LF	THL	NOF	BSG
						Dimensions, mm, inch					
G 1/8-28	28.0	67.00	7.00 x 5.50	NORMAL	**E4161/8**	7.00	9.73	90.00	20.00	4	DIN 5156
		2.637				*.276*	*.382*	*3.543*	*.787*		
G 1/4-19	19.0	71.00	11.00 x 9.00	NORMAL	**E4161/4**	11.00	13.16	100.00	21.00	4	DIN 5156
		2.795				*.433*	*.517*	*3.937*	*.826*		
G 3/8-19	19.0	58.00	12.00 x 9.00	NORMAL	**E4163/8**	12.00	16.66	100.00	21.00	5	DIN 5156
		2.283				*.472*	*.655*	*3.937*	*.826*		
G 1/2-14	14.0	80.00	16.00 x 12.00	NORMAL	**E4161/2**	16.00	20.96	125.00	24.00	5	DIN 5156
		3.149				*.630*	*.825*	*4.921*	*.944*		
G 3/4-14	14.0	77.00	20.00 x 16.00	NORMAL	**E4163/4**	20.00	26.44	140.00	28.00	6	DIN 5156
		3.031				*.787*	*1.040*	*5.511*	*1.102*		
G 1"-11	11.0	93.00	25.00 x 20.00	NORMAL	**E4161**	25.00	33.25	160.00	30.00	6	DIN 5156
		3.661				*.984*	*1.309*	*6.299*	*1.181*		

O5 Q5 L253 PHD/PHDX L247 Q1 Q35

CoroTap™ 200 cutting tap with spiral point

Thread form: Metric

THCHT	B
THBTP	0
ULDR	2.5
CNSC	0
SUBSTRATE	HSS-E-PM
COATING	CoolTop

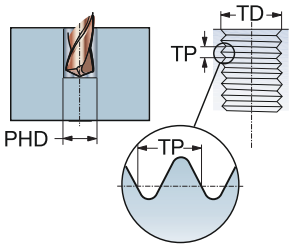

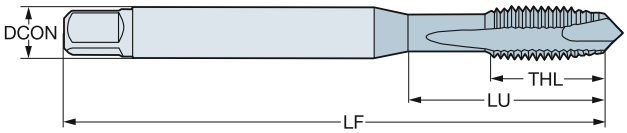

P
30-48 HRC

TDZ	TP	LU	CZC_{MS}	TCTR	Ordering code	DCON	TD	LF	THL	NOF	BSG
						Dimensions, mm, inch					
M 3	0.50	12.00	4.50 x 3.40	6H	**E324M3**	4.50	3.00	63.00	12.00	3	C-DIN 371
		.472				*.177*	*.118*	*2.480*	*.472*		
M 4	0.70	13.00	6.00 x 4.90	6H	**E324M4**	6.00	4.00	70.00	13.00	3	C-DIN 371
		.511				*.236*	*.157*	*2.755*	*.511*		
M 5	0.80	15.00	6.00 x 4.90	6H	**E324M5**	6.00	5.00	80.00	15.00	3	C-DIN 371
		.590				*.236*	*.196*	*3.149*	*.590*		
M 6	1.00	18.00	8.00 x 6.20	6H	**E324M6**	8.00	6.00	90.00	18.00	3	C-DIN 371
		.708				*.315*	*.236*	*3.543*	*.708*		
M 8	1.25	20.00	10.00 x 8.00	6H	**E324M8**	10.00	8.00	100.00	20.00	3	C-DIN 371
		.787				*.394*	*.314*	*3.937*	*.787*		
M 10	1.50	39.00	10.00 x 8.00	6H	**E324M10**	10.00	10.00	100.00	20.00	3	DIN 371
		1.535				*.394*	*.393*	*3.937*	*.787*		

O5 Q5 L253 PHD/PHDX L247 Q1 Q35

CoroTap™ 200 cutting tap with spiral point

Thread form: Metric

THCHT	B
THBTP	0
ULDR	2.5
CNSC	0
SUBSTRATE	HSS-E-PM
COATING	CoolTop

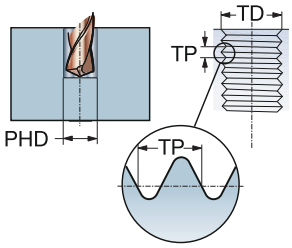

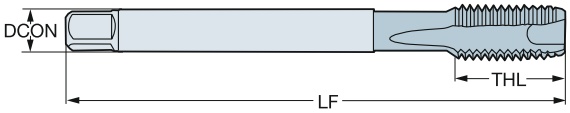

P
30-48 HRC

TDZ	TP	LU	CZC_{MS}	TCTR	Ordering code	DCON	TD	LF	THL	NOF	BSG
						Dimensions, mm, inch					
M 12	1.75	83.00	9.00 x 7.00	6H	**E326M12**	9.00	12.00	110.00	23.00	4	DIN 376
		3.267				*.354*	*.472*	*4.330*	*.905*		
M 14	2.00	81.00	11.00 x 9.00	6H	**E326M14**	11.00	14.00	110.00	25.00	4	DIN 376
		3.188				*.433*	*.551*	*4.330*	*.984*		
M 16	2.00	68.00	12.00 x 9.00	6H	**E326M16**	12.00	16.00	110.00	25.00	4	DIN 376
		2.677				*.472*	*.629*	*4.330*	*.984*		
M 18	2.50	81.00	14.00 x 11.00	6H	**E326M18**	14.00	18.00	125.00	30.00	4	DIN 376
		3.188				*.551*	*.708*	*4.921*	*1.181*		
M 20	2.50	95.00	16.00 x 12.00	6H	**E326M20**	16.00	20.00	140.00	30.00	4	DIN 376
		3.740				*.630*	*.787*	*5.511*	*1.181*		

O5 Q5 L253 PHD/PHDX L247 Q1 Q35

CoroTap™ 200 cutting tap with spiral point

Thread form: Metric

THCHT	B
THBTP	0
ULDR	2.5
CNSC	0
SUBSTRATE	HSS-E-PM
COATING	CoolTop

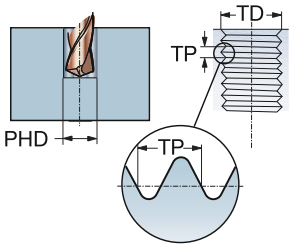

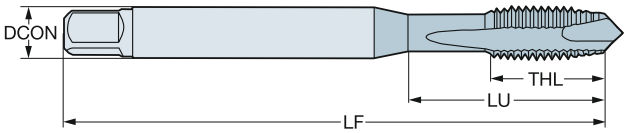

P
30-48 HRC

TDZ	TP	LU	CZC_{MS}	TCTR	Ordering code	DCON	TD	LF	THL	NOF	BSG
						Dimensions, mm, inch					
M 3	0.50	13.00	.168 x .131	6H	E854M3	4.30	3.00	63.00	14.70	3	C-DIN/ANSI
		.511				*.168*	*.118*	*2.480*	*.578*		
M 4	0.70	15.10	.194 x .152	6H	E854M4	4.90	4.00	70.00	15.10	3	C-DIN/ANSI
		.594				*.194*	*.157*	*2.755*	*.594*		
M 5	0.80	17.00	.255 x .191	6H	E854M5	6.50	5.00	80.00	17.00	3	C-DIN/ANSI
		.669				*.255*	*.196*	*3.149*	*.669*		
M 6	1.00	20.20	.318 x .238	6H	E854M6	8.10	6.00	90.00	20.20	3	C-DIN/ANSI
		.795				*.318*	*.236*	*3.543*	*.795*		
M 8	1.25	20.00	.381 x .286	6H	E854M8	9.70	8.00	100.00	22.80	3	C-DIN/ANSI
		.787				*.381*	*.314*	*3.937*	*.897*		
M 10	1.50	37.80	.381 x .286	6H	E854M10	9.70	10.00	100.00	20.00	3	C-DIN/ANSI
		1.488				*.381*	*.393*	*3.937*	*.787*		
M 12	1.75	86.02	.367 x .275	6H	E854M12	9.30	12.00	110.00	23.00	4	DIN/ANSI
		3.386				*.367*	*.472*	*4.330*	*.905*		
M 14	2.00	84.82	.429 x .322	6H	E854M14	10.90	14.00	110.00	23.00	4	DIN/ANSI
		3.339				*.429*	*.551*	*4.330*	*.905*		
M 16	2.00	70.86	.480 x .360	6H	E854M16	12.20	16.00	110.00	23.00	4	DIN/ANSI
		2.789				*.480*	*.629*	*4.330*	*.905*		
M 18	2.50	84.69	.542 x .406	6H	E854M18	13.80	18.00	125.00	30.00	4	DIN/ANSI
		3.334				*.542*	*.708*	*4.921*	*1.181*		
M 20	2.50	97.58	.652 x .489	6H	E854M20	16.60	20.00	140.00	30.00	4	DIN/ANSI
		3.841				*.652*	*.787*	*5.511*	*1.181*		

O5 Q5 L253 PHD/PHDX L247 Q1 Q35

CoroTap™ 200 cutting tap with spiral point

Thread form: Metric

THCHT	B
THBTP	0
ULDR	3.0
CNSC	0
SUBSTRATE	HSS-E-PM
COATING	CoolTop

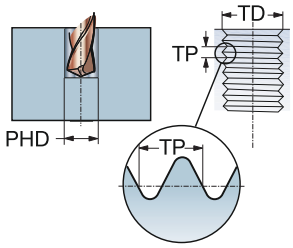

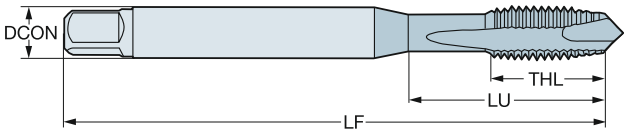

P
≤350HB

TDZ	TP	LU	CZC_{MS}	TCTR	Ordering code	DCON	TD	LF	THL	NOF	BSG
						Dimensions, mm, inch					
M 1	0.25	20.00	2.50 x 2.10	5HX	EP03PM1	2.50	1.00	40.00	5.00	2	DIN 371
		.787				.098	.039	1.574	.196		
M 1.2	0.25	20.00	2.50 x 2.10	5HX	EP03PM1.2	2.50	1.20	40.00	5.00	2	DIN 371
		.787				.098	.047	1.574	.196		
M 1.4	0.30	20.00	2.50 x 2.10	5HX	EP03PM1.4	2.50	1.40	40.00	6.50	2	DIN 371
		.787				.098	.055	1.574	.255		
M 1.6	0.35	20.00	2.50 x 2.10	6HX	EP03PM1.6	2.50	1.60	40.00	7.00	2	DIN 371
		.787				.098	.062	1.574	.275		
M 1.8	0.35	20.00	2.50 x 2.10	6HX	EP03PM1.8	2.50	1.80	40.00	7.00	2	DIN 371
		.787				.098	.070	1.574	.275		
M 2	0.40	9.00	2.80 x 2.10	6HX	EP03PM2	2.80	2.00	45.00	6.00	2	DIN 371
		.354				.110	.078	1.771	.236		
M 2.2	0.45	12.00	2.80 x 2.10	6HX	EP03PM2.2	2.80	2.20	45.00	7.00	2	DIN 371
		.472				.110	.086	1.771	.275		
M 2.3	0.40	12.00	2.80 x 2.10	6HX	EP03PM2.3	2.80	2.30	45.00	7.00	2	DIN 371
		.472				.110	.090	1.771	.275		
M 2.5	0.45	12.50	2.80 x 2.10	6HX	EP03PM2.5	2.80	2.50	50.00	8.00	2	DIN 371
		.492				.110	.098	1.968	.314		
M 2.6	0.45	12.50	2.80 x 2.10	6HX	EP03PM2.6	2.80	2.60	50.00	8.00	2	DIN 371
		.492				.110	.102	1.968	.314		
M 3	0.50	18.00	3.50 x 2.70	6HX	EP03PM3	3.50	3.00	56.00	8.90	3	DIN 371
		.708				.138	.118	2.204	.350		
M 3.5	0.60	20.00	4.00 x 3.00	6HX	EP03PM3.5	4.00	3.50	56.00	10.80	3	DIN 371
		.787				.157	.137	2.204	.425		
M 4	0.70	21.00	4.50 x 3.40	6HX	EP03PM4	4.50	4.00	63.00	11.70	3	DIN 371
		.826				.177	.157	2.480	.460		
M 4	0.70	43.00	2.80 x 2.10	6HX	EP03PM4DIN376	2.80	4.00	63.00	12.00	3	DIN 376
		1.692				.110	.157	2.480	.472		
M 5	0.80	25.00	6.00 x 4.90	6HX	EP03PM5	6.00	5.00	70.00	12.60	3	DIN 371
		.984				.236	.196	2.755	.496		
M 5	0.80	49.00	3.50 x 2.70	6HX	EP03PM5DIN376	3.50	5.00	70.00	13.20	3	DIN 376
		1.929				.138	.196	2.755	.519		
M 6	1.00	30.00	6.00 x 4.90	6HX	EP03PM6	6.00	6.00	80.00	14.50	3	DIN 371
		1.181				.236	.236	3.149	.570		
M 6	1.00	59.00	4.50 x 3.40	6HX	EP03PM6DIN376	4.50	6.00	80.00	15.10	3	DIN 376
		2.322				.177	.236	3.149	.594		
M 7	1.00	30.00	7.00 x 5.50	6HX	EP03PM7	7.00	7.00	80.00	14.50	3	DIN 371
		1.181				.276	.275	3.149	.570		
M 8	1.25	35.00	8.00 x 6.20	6HX	EP03PM8	8.00	8.00	90.00	17.40	3	DIN 371
		1.377				.315	.314	3.543	.685		
M 8	1.25	67.00	6.00 x 4.90	6HX	EP03PM8DIN376	6.00	8.00	90.00	18.00	3	DIN 376
		2.637				.236	.314	3.543	.708		
M 10	1.50	39.00	10.00 x 8.00	6HX	EP03PM10	10.00	10.00	100.00	19.20	3	DIN 371
		1.535				.394	.393	3.937	.755		
M 10	1.50	77.00	7.00 x 5.50	6HX	EP03PM10DIN376	7.00	10.00	100.00	19.80	3	DIN 376
		3.031				.276	.393	3.937	.779		

O5 Q5 L253 PHD/PHDX L247 Q1 Q35

CoroTap™ 200 cutting tap with spiral point

Thread form: Metric

THCHT	B
THBTP	0
ULDR	3.0
CNSC	0
SUBSTRATE	HSS-E-PM
COATING	CoolTop

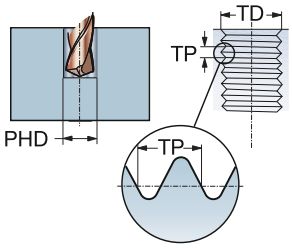

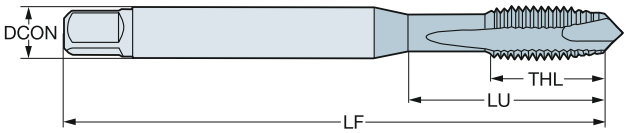

P
≤350HB

TDZ	TP	LU	CZC_{MS}	TCTR	Ordering code	DCON	TD	LF	THL	NOF	BSG
						Dimensions, mm, inch					
M 12	1.75	83.00	9.00 x 7.00	6HX	**EP03PM12**	9.00	12.00	110.00	23.00	4	DIN 376
		3.267				*.354*	*.472*	*4.330*	*.905*		
M 14	2.00	81.00	11.00 x 9.00	6HX	**EP03PM14**	11.00	14.00	110.00	25.00	4	DIN 376
		3.188				*.433*	*.551*	*4.330*	*.984*		
M 16	2.00	68.00	12.00 x 9.00	6HX	**EP03PM16**	12.00	16.00	110.00	25.00	4	DIN 376
		2.677				*.472*	*.629*	*4.330*	*.984*		
M 18	2.50	81.00	14.00 x 11.00	6HX	**EP03PM18**	14.00	18.00	125.00	30.00	4	DIN 376
		3.188				*.551*	*.708*	*4.921*	*1.181*		
M 20	2.50	95.00	16.00 x 12.00	6HX	**EP03PM20**	16.00	20.00	140.00	30.00	4	DIN 376
		3.740				*.630*	*.787*	*5.511*	*1.181*		
M 22	2.50	93.00	18.00 x 14.50	6HX	**EP03PM22**	18.00	22.00	140.00	34.00	4	DIN 376
		3.661				*.709*	*.866*	*5.511*	*1.338*		
M 24	3.00	113.00	18.00 x 14.50	6HX	**EP03PM24**	18.00	24.00	160.00	38.00	4	DIN 376
		4.448				*.709*	*.944*	*6.299*	*1.496*		
M 27	3.00	97.00	20.00 x 16.00	6HX	**EP03PM27**	20.00	27.00	160.00	38.00	4	DIN 376
		3.818				*.787*	*1.062*	*6.299*	*1.496*		
M 30	3.50	115.00	22.00 x 18.00	6HX	**EP03PM30**	22.00	30.00	180.00	45.00	4	DIN 376
		4.527				*.866*	*1.181*	*7.086*	*1.771*		

O5 Q5 L253 PHD/PHDX L247 Q1 Q35

CoroTap™ 200 cutting tap with spiral point

Thread form: Metric

THCHT	B
THBTP	0
ULDR	3.0
CNSC	1
SUBSTRATE	HSS-E-PM
COATING	CoolTop

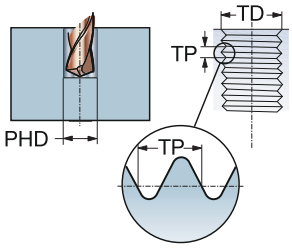

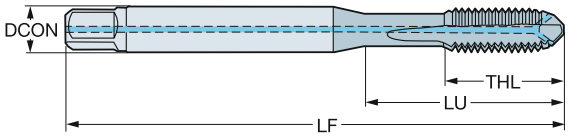

P
≤350HB

TDZ	TP	LU	CZC_{MS}	TCTR	Ordering code	DCON	TD	LF	THL	NOF	BSG
						Dimensions, mm, inch					
M 4	0.70	21.00	4.50 x 3.40	6HX	**EP09PM4**	4.50	4.00	63.00	11.70	3	DIN 371
		.826				*.177*	*.157*	*2.480*	*.460*		
M 5	0.80	25.00	6.00 x 4.90	6HX	**EP09PM5**	6.00	5.00	70.00	12.60	3	DIN 371
		.984				*.236*	*.196*	*2.755*	*.496*		
M 6	1.00	30.00	6.00 x 4.90	6HX	**EP09PM6**	6.00	6.00	80.00	14.50	3	DIN 371
		1.181				*.236*	*.236*	*3.149*	*.570*		
M 7	1.00	30.00	7.00 x 5.50	6HX	**EP09PM7**	7.00	7.00	80.00	14.50	3	DIN 371
		1.181				*.276*	*.275*	*3.149*	*.570*		
M 8	1.25	35.00	8.00 x 6.20	6HX	**EP09PM8**	8.00	8.00	90.00	17.40	3	DIN 371
		1.377				*.315*	*.314*	*3.543*	*.685*		
M 10	1.50	39.00	10.00 x 8.00	6HX	**EP09PM10**	10.00	10.00	100.00	19.20	3	DIN 371
		1.535				*.394*	*.393*	*3.937*	*.755*		
M 12	1.75	83.00	9.00 x 7.00	6HX	**EP09PM12**	9.00	12.00	110.00	23.00	4	DIN 376
		3.267				*.354*	*.472*	*4.330*	*.905*		
M 14	2.00	81.00	11.00 x 9.00	6HX	**EP09PM14**	11.00	14.00	110.00	25.00	4	DIN 376
		3.188				*.433*	*.551*	*4.330*	*.984*		
M 16	2.00	68.00	12.00 x 9.00	6HX	**EP09PM16**	12.00	16.00	110.00	25.00	4	DIN 376
		2.677				*.472*	*.629*	*4.330*	*.984*		
M 18	2.50	81.00	14.00 x 11.00	6HX	**EP09PM18**	14.00	18.00	125.00	30.00	4	DIN 376
		3.188				*.551*	*.708*	*4.921*	*1.181*		
M 20	2.50	95.00	16.00 x 12.00	6HX	**EP09PM20**	16.00	20.00	140.00	30.00	4	DIN 376
		3.740				*.630*	*.787*	*5.511*	*1.181*		
M 22	2.50	93.00	18.00 x 14.50	6HX	**EP09PM22**	18.00	22.00	140.00	34.00	4	DIN 376
		3.661				*.709*	*.866*	*5.511*	*1.338*		
M 24	3.00	113.00	18.00 x 14.50	6HX	**EP09PM24**	18.00	24.00	160.00	38.00	4	DIN 376
		4.448				*.709*	*.944*	*6.299*	*1.496*		
M 27	3.00	97.00	20.00 x 16.00	6HX	**EP09PM27**	20.00	27.00	160.00	38.00	4	DIN 376
		3.818				*.787*	*1.062*	*6.299*	*1.496*		
M 30	3.50	115.00	22.00 x 18.00	6HX	**EP09PM30**	22.00	30.00	180.00	45.00	4	DIN 376
		4.527				*.866*	*1.181*	*7.086*	*1.771*		

O5 Q5 L253 PHD/PHDX L247 Q1 Q35

CoroTap™ 200 cutting tap with spiral point

Thread form: Metric

THCHT	B
THBTP	0
ULDR	2.5
CNSC	0
SUBSTRATE	HSS-PM
COATING	CoolTop

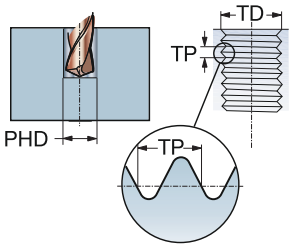

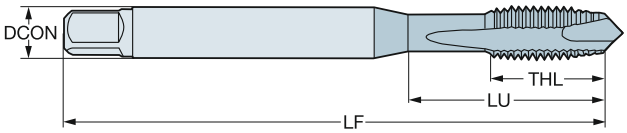

P
≤350HB

TDZ	TP	LU	CZC_{MS}	TCTR	Ordering code	DCON	TD	LF	THL	NOF	BSG
						Dimensions, mm, inch					
M 3	0.50	15.40	3.15 x 2.50	6H	**E049M3**	3.20	3.00	48.00	15.40	3	ISO 529
		.606				*.124*	*.118*	*1.889*	*.606*		
M 4	0.70	18.00	4.00 x 3.15	6H	**E049M4**	4.00	4.00	53.00	18.00	3	ISO 529
		.708				*.157*	*.157*	*2.086*	*.708*		
M 5	0.80	22.00	5.00 x 4.00	6H	**E049M5**	5.00	5.00	58.00	11.20	3	ISO 529
		.866				*.197*	*.196*	*2.283*	*.440*		
M 6	1.00	26.00	6.30 x 5.00	6H	**E049M6**	6.30	6.00	66.00	13.20	3	ISO 529
		1.023				*.248*	*.236*	*2.598*	*.519*		
M 8	1.25	29.00	8.00 x 6.30	6H	**E049M8**	8.00	8.00	72.00	16.30	3	ISO 529
		1.141				*.315*	*.314*	*2.834*	*.641*		
M 10	1.50	34.00	10.00 x 8.00	6H	**E049M10**	10.00	10.00	80.00	18.10	3	ISO 529
		1.338				*.394*	*.393*	*3.149*	*.712*		
M 12	1.75	62.00	9.00 x 7.10	6H	**E049M12**	9.00	12.00	89.00	22.50	3	ISO 529
		2.440				*.354*	*.472*	*3.503*	*.885*		
M 16	2.00	59.00	12.50 x 10.00	6H	**E049M16**	12.50	16.00	102.00	24.50	3	ISO 529
		2.322				*.492*	*.629*	*4.015*	*.964*		
M 20	2.50	68.00	14.00 x 11.20	6H	**E049M20**	14.00	20.00	112.00	29.50	4	ISO 529
		2.677				*.551*	*.787*	*4.409*	*1.161*		

O5 Q5 L253 PHD/PHDX L247 Q1 Q35

CoroTap™ 200 cutting tap with spiral point

Thread form: Metric

THCHT	B
THBTP	0
ULDR	3.0
CNSC	0
SUBSTRATE	HSS-E-PM
COATING	CoolTop

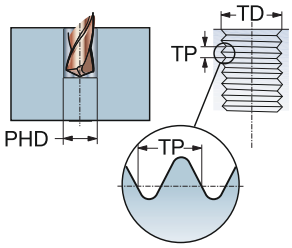

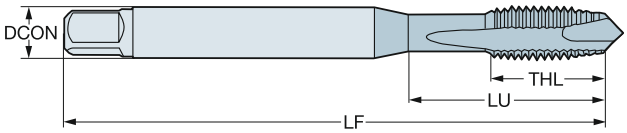

P
≤350HB

TDZ	TP	LU	CZC_{MS}	TCTR	Ordering code	DCON	TD	LF	THL	NOF	BSG
						Dimensions, mm, inch					
M 3	0.50	17.74	.141 x .110	6HX	**EP03PAM3**	3.60	3.00	56.00	9.00	3	DIN/ANSI
		.698				*.141*	*.118*	*2.204*	*.354*		
M 4	0.70	16.58	.168 x .131	6HX	**EP03PAM4**	4.30	4.00	63.00	13.00	3	DIN/ANSI
		.652				*.168*	*.157*	*2.480*	*.511*		
M 5	0.80	21.42	.194 x .152	6HX	**EP03PAM5**	4.90	5.00	70.00	14.00	3	DIN/ANSI
		.843				*.194*	*.196*	*2.755*	*.551*		
M 6	1.00	25.59	.255 x .191	6HX	**EP03PAM6**	6.50	6.00	80.00	15.00	3	DIN/ANSI
		1.007				*.255*	*.236*	*3.149*	*.590*		
M 8	1.25	30.20	.318 x .238	6HX	**EP03PAM8**	8.10	8.00	90.00	18.00	3	DIN/ANSI
		1.189				*.318*	*.314*	*3.543*	*.708*		
M 10	1.50	32.80	.381 x .286	6HX	**EP03PAM10**	9.70	10.00	100.00	20.00	3	DIN/ANSI
		1.291				*.381*	*.393*	*3.937*	*.787*		
M 12	1.75	86.02	.367 x .275	6HX	**EP03PAM12**	9.30	12.00	110.00	23.00	4	DIN/ANSI
		3.386				*.367*	*.472*	*4.330*	*.905*		
M 14	2.00	84.82	.429 x .322	6HX	**EP03PAM14**	10.90	14.00	110.00	23.00	4	DIN/ANSI
		3.339				*.429*	*.551*	*4.330*	*.905*		
M 16	2.00	70.86	.480 x .360	6HX	**EP03PAM16**	12.20	16.00	110.00	23.00	4	DIN/ANSI
		2.789				*.480*	*.629*	*4.330*	*.905*		
M 18	2.50	84.69	.542 x .406	6HX	**EP03PAM18**	13.80	18.00	125.00	30.00	4	DIN/ANSI
		3.334				*.542*	*.708*	*4.921*	*1.181*		
M 20	2.50	97.58	.652 x .489	6HX	**EP03PAM20**	16.60	20.00	140.00	30.00	4	DIN/ANSI
		3.841				*.652*	*.787*	*5.511*	*1.181*		
M 24	3.00	101.60	.760 x .570	6HX	**EP03PAM24**	19.30	24.00	160.00	35.99	4	DIN/ANSI
		3.999				*.760*	*.944*	*6.299*	*1.417*		

O5 Q5 L253 PHD/PHDX L247 Q1 Q35

CoroTap™ 200 cutting tap with spiral point

Thread form: Metric

THCHT	B
THBTP	0
ULDR	2.5
CNSC	0
SUBSTRATE	HSS-E
COATING	ST

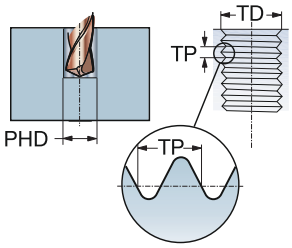

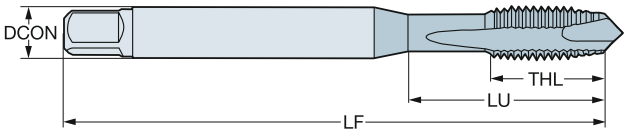

M

TDZ	TP	LU	CZC_{MS}	TCTR	Ordering code	DCON	TD	LF	THL	NOF	BSG
						Dimensions, mm, inch					
M 3	0.50	18.00	3.50 x 2.70	6H	**E344M3**	3.50	3.00	56.00	8.90	3	DIN 371
		.708				*.138*	*.118*	*2.204*	*.350*		
M 4	0.70	21.00	4.50 x 3.40	6H	**E344M4**	4.50	4.00	63.00	11.70	3	DIN 371
		.826				*.177*	*.157*	*2.480*	*.460*		
M 5	0.80	25.00	6.00 x 4.90	6H	**E344M5**	6.00	5.00	70.00	12.60	3	DIN 371
		.984				*.236*	*.196*	*2.755*	*.496*		
M 6	1.00	30.00	6.00 x 4.90	6H	**E344M6**	6.00	6.00	80.00	14.50	3	DIN 371
		1.181				*.236*	*.236*	*3.149*	*.570*		
M 8	1.25	35.00	8.00 x 6.20	6H	**E344M8**	8.00	8.00	90.00	17.40	3	DIN 371
		1.377				*.315*	*.314*	*3.543*	*.685*		
M 10	1.50	39.00	10.00 x 8.00	6H	**E344M10**	10.00	10.00	100.00	19.20	3	DIN 371
		1.535				*.394*	*.393*	*3.937*	*.755*		

O5 Q5 L253 PHD/PHDX L247 Q1 Q35

CoroTap™ 200 cutting tap with spiral point

Thread form: Metric

THCHT	B
THBTP	0
ULDR	2.5
CNSC	0
SUBSTRATE	HSS-E
COATING	ST

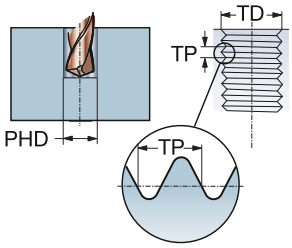

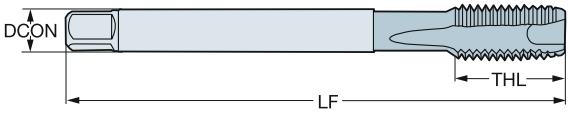

M

TDZ	TP	LU	CZC_{MS}	TCTR	Ordering code	DCON	TD	LF	THL	NOF	BSG
						Dimensions, mm, inch					
M 12	1.75	83.00	9.00 x 7.00	6H	**E345M12**	9.00	12.00	110.00	23.00	4	DIN 376
		3.267				*.354*	*.472*	*4.330*	*.905*		
M 14	2.00	81.00	11.00 x 9.00	6H	**E345M14**	11.00	14.00	110.00	25.00	4	DIN 376
		3.188				*.433*	*.551*	*4.330*	*.984*		
M 16	2.00	68.00	12.00 x 9.00	6H	**E345M16**	12.00	16.00	110.00	25.00	4	DIN 376
		2.677				*.472*	*.629*	*4.330*	*.984*		
M 18	2.50	81.00	14.00 x 11.00	6H	**E345M18**	14.00	18.00	125.00	30.00	4	DIN 376
		3.188				*.551*	*.708*	*4.921*	*1.181*		
M 20	2.50	95.00	16.00 x 12.00	6H	**E345M20**	16.00	20.00	140.00	30.00	4	DIN 376
		3.740				*.630*	*.787*	*5.511*	*1.181*		
M 22	2.50	93.00	18.00 x 14.50	6H	**E345M22**	18.00	22.00	140.00	34.00	4	DIN 376
		3.661				*.709*	*.866*	*5.511*	*1.338*		
M 24	3.00	113.00	18.00 x 14.50	6H	**E345M24**	18.00	24.00	160.00	38.00	4	DIN 376
		4.448				*.709*	*.944*	*6.299*	*1.496*		
M 27	3.00	97.00	20.00 x 16.00	6H	**E345M27**	20.00	27.00	160.00	38.00	4	DIN 376
		3.818				*.787*	*1.062*	*6.299*	*1.496*		
M 30	3.50	115.00	22.00 x 18.00	6H	**E345M30**	22.00	30.00	180.00	45.00	4	DIN 376
		4.527				*.866*	*1.181*	*7.086*	*1.771*		

O5 Q5 L253 PHD/PHDX L247 Q1 Q35

CoroTap™ 200 cutting tap with spiral point

Thread form: Metric

THCHT	B
THBTP	0
ULDR	2.5
CNSC	0
SUBSTRATE	HSS-E
COATING	CoolTop

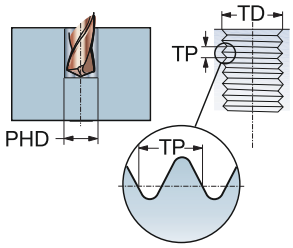

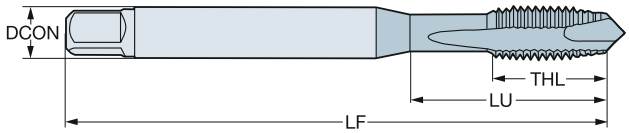

M

TDZ	TP	LU	CZC_{MS}	TCTR	Ordering code	DCON	TD	LF	THL	NOF	BSG
						Dimensions, mm, inch					
M 1	0.25	20.00	2.50 x 2.10	5HX	**E454M1**	2.50	1.00	40.00	5.00	2	DIN 371
		.787				*.098*	*.039*	*1.574*	*.196*		
M 1.2	0.25	20.00	2.50 x 2.10	5HX	**E454M1.2**	2.50	1.20	40.00	5.00	2	DIN 371
		.787				*.098*	*.047*	*1.574*	*.196*		
M 1.4	0.30	20.00	2.50 x 2.10	5HX	**E454M1.4**	2.50	1.40	40.00	6.50	2	DIN 371
		.787				*.098*	*.055*	*1.574*	*.255*		
M 1.6	0.35	20.00	2.50 x 2.10	6H	**E454M1.6**	2.50	1.60	40.00	7.00	2	DIN 371
		.787				*.098*	*.062*	*1.574*	*.275*		
M 1.8	0.35	20.00	2.50 x 2.10	6H	**E454M1.8**	2.50	1.80	40.00	7.00	2	DIN 371
		.787				*.098*	*.070*	*1.574*	*.275*		
M 2	0.40	9.00	2.80 x 2.10	6H	**E454M2**	2.80	2.00	45.00	6.00	2	DIN 371
		.354				*.110*	*.078*	*1.771*	*.236*		
M 2.2	0.45	12.00	2.80 x 2.10	6H	**E454M2.2**	2.80	2.20	45.00	7.00	2	DIN 371
		.472				*.110*	*.086*	*1.771*	*.275*		
M 2.3	0.40	12.00	2.80 x 2.10	6H	**E454M2.3**	2.80	2.30	45.00	7.00	2	DIN 371
		.472				*.110*	*.090*	*1.771*	*.275*		
M 2.5	0.45	12.50	2.80 x 2.10	6H	**E454M2.5**	2.80	2.50	50.00	8.00	2	DIN 371
		.492				*.110*	*.098*	*1.968*	*.314*		
M 2.6	0.45	12.50	2.80 x 2.10	6H	**E454M2.6**	2.80	2.60	50.00	8.00	2	DIN 371
		.492				*.110*	*.102*	*1.968*	*.314*		
M 3	0.50	18.00	3.50 x 2.70	6H	**E454M3**	3.50	3.00	56.00	8.90	3	DIN 371
		.708				*.138*	*.118*	*2.204*	*.350*		
M 4	0.70	21.00	4.50 x 3.40	6H	**E454M4**	4.50	4.00	63.00	11.70	3	DIN 371
		.826				*.177*	*.157*	*2.480*	*.460*		
M 5	0.80	25.00	6.00 x 4.90	6H	**E454M5**	6.00	5.00	70.00	12.60	3	DIN 371
		.984				*.236*	*.196*	*2.755*	*.496*		
M 6	1.00	30.00	6.00 x 4.90	6H	**E454M6**	6.00	6.00	80.00	14.50	3	DIN 371
		1.181				*.236*	*.236*	*3.149*	*.570*		
M 8	1.25	35.00	8.00 x 6.20	6H	**E454M8**	8.00	8.00	90.00	17.40	3	DIN 371
		1.377				*.315*	*.314*	*3.543*	*.685*		
M 10	1.50	39.00	10.00 x 8.00	6H	**E454M10**	10.00	10.00	100.00	19.20	3	DIN 371
		1.535				*.394*	*.393*	*3.937*	*.755*		

O5 Q5 L253 PHD/PHDX L247 Q1 Q35

CoroTap™ 200 cutting tap with spiral point

Thread form: Metric

THCHT	B
THBTP	0
ULDR	2.5
CNSC	0
SUBSTRATE	HSS-E
COATING	CoolTop

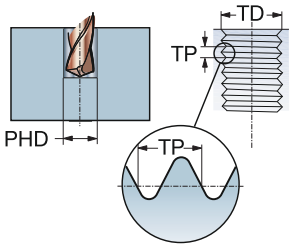

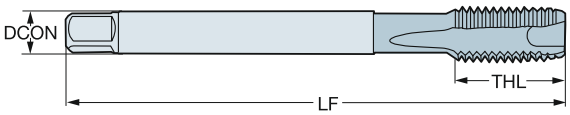

M

TDZ	TP	LU	CZC_{MS}	TCTR	Ordering code	DCON	TD	LF	THL	NOF	BSG
						Dimensions, mm, inch					
M 12	1.75	83.00	9.00 x 7.00	6H	**E455M12**	9.00	12.00	110.00	23.00	4	DIN 376
		3.267				*.354*	*.472*	*4.330*	*.905*		
M 14	2.00	81.00	11.00 x 9.00	6H	**E455M14**	11.00	14.00	110.00	25.00	4	DIN 376
		3.188				*.433*	*.551*	*4.330*	*.984*		
M 16	2.00	68.00	12.00 x 9.00	6H	**E455M16**	12.00	16.00	110.00	25.00	4	DIN 376
		2.677				*.472*	*.629*	*4.330*	*.984*		
M 18	2.50	81.00	14.00 x 11.00	6H	**E455M18**	14.00	18.00	125.00	30.00	4	DIN 376
		3.188				*.551*	*.708*	*4.921*	*1.181*		
M 20	2.50	95.00	16.00 x 12.00	6H	**E455M20**	16.00	20.00	140.00	30.00	4	DIN 376
		3.740				*.630*	*.787*	*5.511*	*1.181*		

O5 Q5 L253 PHD/PHDX L247 Q1 Q35

CoroTap™ 200 cutting tap with spiral point

Thread form: Metric

THCHT	B
THBTP	0
ULDR	2.5
CNSC	0
SUBSTRATE	HSS-PM
COATING	ST

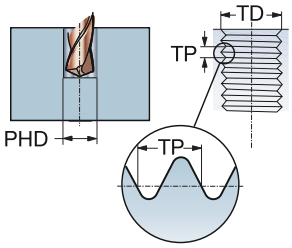

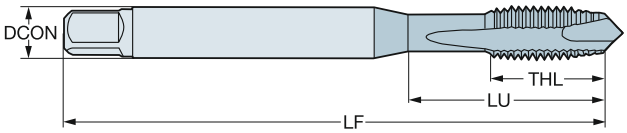

M

TDZ	TP	LU	CZC_{MS}	TCTR	Ordering code	DCON	TD	LF	THL	NOF	BSG
						Dimensions, mm, inch					
M 3	0.50	15.40	3.15 x 2.50	6H	**E045M3**	3.20	3.00	48.00	15.40	3	ISO 529
		.606				*.124*	*.118*	*1.889*	*.606*		
M 4	0.70	18.00	4.00 x 3.15	6H	**E045M4**	4.00	4.00	53.00	18.00	3	ISO 529
		.708				*.157*	*.157*	*2.086*	*.708*		
M 5	0.80	22.00	5.00 x 4.00	6H	**E045M5**	5.00	5.00	58.00	11.20	3	ISO 529
		.866				*.197*	*.196*	*2.283*	*.440*		
M 6	1.00	26.00	6.30 x 5.00	6H	**E045M6**	6.30	6.00	66.00	13.20	3	ISO 529
		1.023				*.248*	*.236*	*2.598*	*.519*		
M 8	1.25	29.00	8.00 x 6.30	6H	**E045M8**	8.00	8.00	72.00	16.30	3	ISO 529
		1.141				*.315*	*.314*	*2.834*	*.641*		
M 10	1.50	34.00	10.00 x 8.00	6H	**E045M10**	10.00	10.00	80.00	18.10	3	ISO 529
		1.338				*.394*	*.393*	*3.149*	*.712*		
M 12	1.75	62.00	9.00 x 7.10	6H	**E045M12**	9.00	12.00	89.00	22.50	4	ISO 529
		2.440				*.354*	*.472*	*3.503*	*.885*		
M 16	2.00	59.00	12.50 x 10.00	6H	**E045M16**	12.50	16.00	102.00	24.50	4	ISO 529
		2.322				*.492*	*.629*	*4.015*	*.964*		
M 20	2.50	68.00	14.00 x 11.20	6H	**E045M20**	14.00	20.00	112.00	29.50	4	ISO 529
		2.677				*.551*	*.787*	*4.409*	*1.161*		

O5 Q5 L253 PHD/PHDX L247 Q1 Q35

CoroTap™ 200 cutting tap with spiral point

Thread form: Metric

THCHT	B
THBTP	0
ULDR	2.5
CNSC	0
SUBSTRATE	HSS-PM
COATING	SmoothTop

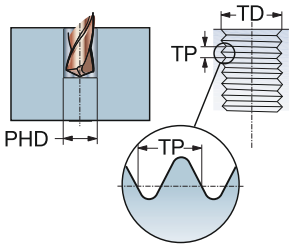

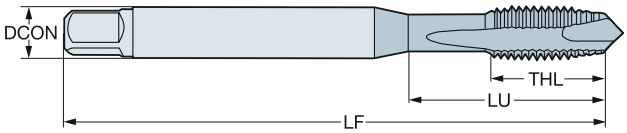

M

TDZ	TP	LU	CZC_{MS}	TCTR	Ordering code	DCON	TD	LF	THL	NOF	BSG
						Dimensions, mm, inch					
M 3	0.50	15.40	3.15 x 2.50	6H	**E046M3**	3.20	3.00	48.00	15.40	3	ISO 529
		.606				*.124*	*.118*	*1.889*	*.606*		
M 4	0.70	18.00	4.00 x 3.15	6H	**E046M4**	4.00	4.00	53.00	18.00	3	ISO 529
		.708				*.157*	*.157*	*2.086*	*.708*		
M 5	0.80	22.00	5.00 x 4.00	6H	**E046M5**	5.00	5.00	58.00	11.20	3	ISO 529
		.866				*.197*	*.196*	*2.283*	*.440*		
M 6	1.00	26.00	6.30 x 5.00	6H	**E046M6**	6.30	6.00	66.00	13.20	3	ISO 529
		1.023				*.248*	*.236*	*2.598*	*.519*		
M 8	1.25	29.00	8.00 x 6.30	6H	**E046M8**	8.00	8.00	72.00	16.30	3	ISO 529
		1.141				*.315*	*.314*	*2.834*	*.641*		
M 10	1.50	34.00	10.00 x 8.00	6H	**E046M10**	10.00	10.00	80.00	18.10	3	ISO 529
		1.338				*.394*	*.393*	*3.149*	*.712*		
M 12	1.75	62.00	9.00 x 7.10	6H	**E046M12**	9.00	12.00	89.00	22.50	4	ISO 529
		2.440				*.354*	*.472*	*3.503*	*.885*		
M 16	2.00	59.00	12.50 x 10.00	6H	**E046M16**	12.50	16.00	102.00	24.50	4	ISO 529
		2.322				*.492*	*.629*	*4.015*	*.964*		
M 20	2.50	68.00	14.00 x 11.20	6H	**E046M20**	14.00	20.00	112.00	29.50	4	ISO 529
		2.677				*.551*	*.787*	*4.409*	*1.161*		

O5 Q5 L253 PHD/PHDX L247 Q1 Q35

CoroTap™ 200 cutting tap with spiral point

Thread form: Metric

THCHT	B
THBTP	0
ULDR	2.5
CNSC	0
SUBSTRATE	HSS-E-PM
COATING	SmoothTop

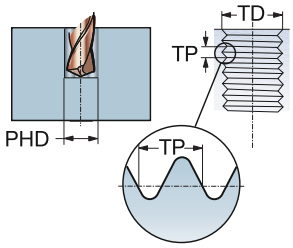

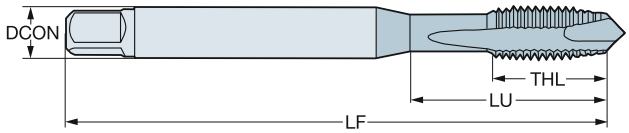

M

TDZ	TP	LU	CZC_{MS}	TCTR	Ordering code	DCON	TD	LF	THL	NOF	BSG
						Dimensions, mm, inch					
M 4	0.70	16.58	.168 x .131	6H	**E852M4**	4.30	4.00	63.00	13.00	3	DIN/ANSI
		.652				*.168*	*.157*	*2.480*	*.511*		
M 5	0.80	21.42	.194 x .152	6H	**E852M5**	4.90	5.00	70.00	14.00	3	DIN/ANSI
		.843				*.194*	*.196*	*2.755*	*.551*		
M 6	1.00	25.59	.255 x .191	6H	**E852M6**	6.50	6.00	80.00	15.00	3	DIN/ANSI
		1.007				*.255*	*.236*	*3.149*	*.590*		
M 8	1.25	30.20	.318 x .238	6H	**E852M8**	8.10	8.00	90.00	18.00	3	DIN/ANSI
		1.189				*.318*	*.314*	*3.543*	*.708*		
M 10	1.50	32.80	.381 x .286	6H	**E852M10**	9.70	10.00	100.00	20.00	3	DIN/ANSI
		1.291				*.381*	*.393*	*3.937*	*.787*		
M 12	1.75	86.02	.367 x .275	6H	**E852M12**	9.30	12.00	110.00	23.00	4	DIN/ANSI
		3.386				*.367*	*.472*	*4.330*	*.905*		
M 16	2.00	70.86	.480 x .360	6H	**E852M16**	12.20	16.00	110.00	23.00	4	DIN/ANSI
		2.789				*.480*	*.629*	*4.330*	*.905*		
M 18	2.50	84.69	.542 x .406	6H	**E852M18**	13.80	18.00	125.00	30.00	4	DIN/ANSI
		3.334				*.542*	*.708*	*4.921*	*1.181*		

O5 Q5 L253 PHD/PHDX L247 Q1 Q35

CoroTap™ 200 cutting tap with spiral point

Thread form: Metric

THCHT	B
THBTP	0
ULDR	3.0
CNSC	0
SUBSTRATE	HSS-E

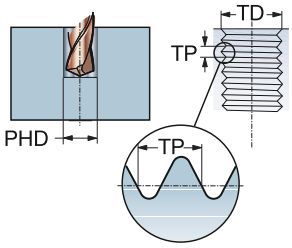

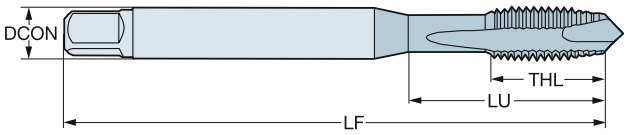

N

TDZ	TP	LU	CZC_{MS}	TCTR	Ordering code	DCON	TD	LF	THL	NOF	BSG
						Dimensions, mm, inch					
M 3	0.50	16.00	3.50 x 2.70	6H	**E358M3**	3.50	3.00	56.00	9.00	2	DIN 371
		.629				*.138*	*.118*	*2.204*	*.354*		
M 4	0.70	19.00	4.50 x 3.40	6H	**E358M4**	4.50	4.00	63.00	12.00	2	DIN 371
		.748				*.177*	*.157*	*2.480*	*.472*		
M 5	0.80	23.00	6.00 x 4.90	6H	**E358M5**	6.00	5.00	70.00	13.00	2	DIN 371
		.905				*.236*	*.196*	*2.755*	*.511*		
M 6	1.00	27.00	6.00 x 4.90	6H	**E358M6**	6.00	6.00	80.00	15.00	3	DIN 371
		1.062				*.236*	*.236*	*3.149*	*.590*		
M 8	1.25	28.00	8.00 x 6.20	6H	**E358M8**	8.00	8.00	90.00	18.00	3	DIN 371
		1.102				*.315*	*.314*	*3.543*	*.708*		
M 10	1.50	30.00	10.00 x 8.00	6H	**E358M10**	10.00	10.00	100.00	20.00	3	DIN 371
		1.181				*.394*	*.393*	*3.937*	*.787*		

O5 Q5 L253 PHD/PHDX L247 Q1 Q35

CoroTap™ 200 cutting tap with spiral point

Thread form: Metric

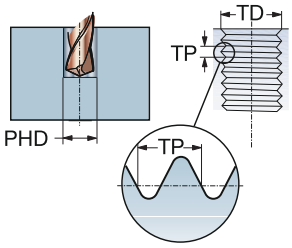

THCHT	B
THBTP	0
ULDR	3.0
CNSC	0
SUBSTRATE	HSS-E

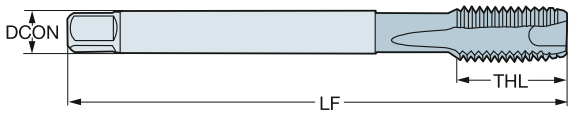

N

TDZ	TP	LU	CZC_{MS}	TCTR	Ordering code	Dimensions, mm, inch DCON	TD	LF	THL	NOF	BSG
M 12	1.75	83.00	9.00 x 7.00	6H	**E359M12**	9.00	12.00	110.00	23.00	3	DIN 376
		3.267				*.354*	*.472*	*4.330*	*.905*		
M 14	2.00	81.00	11.00 x 9.00	6H	**E359M14**	11.00	14.00	110.00	25.00	4	DIN 376
		3.188				*.433*	*.551*	*4.330*	*.984*		
M 16	2.00	68.00	12.00 x 9.00	6H	**E359M16**	12.00	16.00	110.00	25.00	4	DIN 376
		2.677				*.472*	*.629*	*4.330*	*.984*		

O5 Q5 L253 PHD/PHDX L247 Q1 Q35

CoroTap™ 200 cutting tap with spiral point

Thread form: Metric

THCHT	B
THBTP	0
ULDR	3.0
CNSC	0
SUBSTRATE	HSS-E
COATING	SmoothTop

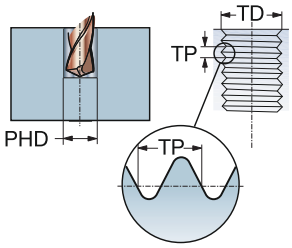

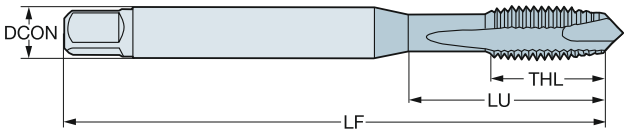

N

TDZ	TP	LU	CZC_{MS}	TCTR	Ordering code	DCON	TD	LF	THL	NOF	BSG
						Dimensions, mm, inch					
M 3	0.50	16.00	3.50 x 2.70	6H	**E448M3**	3.50	3.00	56.00	9.00	2	DIN 371
		.629				*.138*	*.118*	*2.204*	*.354*		
M 4	0.70	19.00	4.50 x 3.40	6H	**E448M4**	4.50	4.00	63.00	12.00	2	DIN 371
		.748				*.177*	*.157*	*2.480*	*.472*		
M 5	0.80	23.00	6.00 x 4.90	6H	**E448M5**	6.00	5.00	70.00	13.00	2	DIN 371
		.905				*.236*	*.196*	*2.755*	*.511*		
M 6	1.00	27.00	6.00 x 4.90	6H	**E448M6**	6.00	6.00	80.00	15.00	3	DIN 371
		1.062				*.236*	*.236*	*3.149*	*.590*		
M 8	1.25	28.00	8.00 x 6.20	6H	**E448M8**	8.00	8.00	90.00	18.00	3	DIN 371
		1.102				*.315*	*.314*	*3.543*	*.708*		
M 10	1.50	30.00	10.00 x 8.00	6H	**E448M10**	10.00	10.00	100.00	20.00	3	DIN 371
		1.181				*.394*	*.393*	*3.937*	*.787*		

O5 Q5 L253 PHD/PHDX L247 Q1 Q35

CoroTap™ 200 cutting tap with spiral point

Thread form: Metric

THCHT	B
THBTP	0
ULDR	3.0
CNSC	0
SUBSTRATE	HSS-E
COATING	SmoothTop

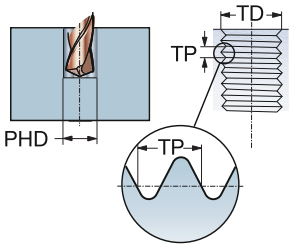

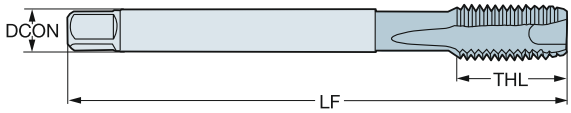

N

TDZ	TP	LU	CZC_{MS}	TCTR	Ordering code	DCON	TD	LF	THL	NOF	BSG
						Dimensions, mm, inch					
M 12	1.75	83.00	9.00 x 7.00	6H	**E449M12**	9.00	12.00	110.00	23.00	3	DIN 376
		3.267				*.354*	*.472*	*4.330*	*.905*		
M 14	2.00	81.00	11.00 x 9.00	6H	**E449M14**	11.00	14.00	110.00	25.00	4	DIN 376
		3.188				*.433*	*.551*	*4.330*	*.984*		
M 16	2.00	68.00	12.00 x 9.00	6H	**E449M16**	12.00	16.00	110.00	25.00	4	DIN 376
		2.677				*.472*	*.629*	*4.330*	*.984*		

O5 Q5 L253 PHD/PHDX L247 Q1 Q35

CoroTap™ 200 cutting tap with spiral point

Thread form: Metric

THCHT	B
THBTP	0
ULDR	3.0
CNSC	0
SUBSTRATE	HSS-E-PM

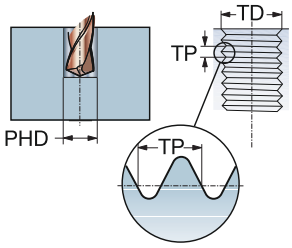

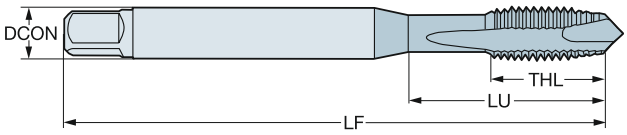

N

TDZ	TP	LU	CZC_{MS}	TCTR	Ordering code	DCON	TD	LF	THL	NOF	BSG
						Dimensions, mm, inch					
M 3	0.50	15.88	.141 x .110	6H	**E856M3**	3.60	3.00	56.00	9.00	2	DIN/ANSI
		.625				*.141*	*.118*	*2.204*	*.354*		
M 4	0.70	16.58	.168 x .131	6H	**E856M4**	4.30	4.00	63.00	13.00	2	DIN/ANSI
		.652				*.168*	*.157*	*2.480*	*.511*		
M 5	0.80	21.42	.194 x .152	6H	**E856M5**	4.90	5.00	70.00	14.00	2	DIN/ANSI
		.843				*.194*	*.196*	*2.755*	*.551*		
M 6	1.00	25.59	.255 x .191	6H	**E856M6**	6.50	6.00	80.00	15.00	3	DIN/ANSI
		1.007				*.255*	*.236*	*3.149*	*.590*		
M 8	1.25	30.20	.318 x .238	6H	**E856M8**	8.10	8.00	90.00	18.00	3	DIN/ANSI
		1.189				*.318*	*.314*	*3.543*	*.708*		
M 10	1.50	32.80	.381 x .286	6H	**E856M10**	9.70	10.00	100.00	20.00	3	DIN/ANSI
		1.291				*.381*	*.393*	*3.937*	*.787*		
M 12	1.75	86.02	.367 x .275	6H	**E856M12**	9.30	12.00	110.00	23.01	4	DIN/ANSI
		3.386				*.367*	*.472*	*4.330*	*.905*		

O5 Q5 L253 PHD/PHDX L247 Q1 Q35

CoroTap™ 200 cutting tap with spiral point

Thread form: Metric

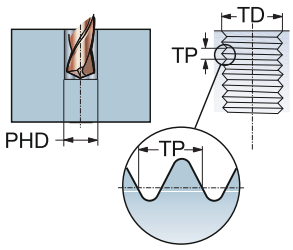

THCHT	B
THBTP	1
ULDR	2.0
TCTR	6H
CNSC	0

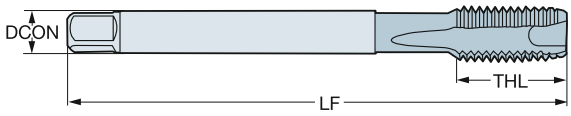

TDZ	TP	LU	CZC_{MS}	Ordering code	S D115	Dimensions, mm, inch DCON	TD	LF	THL	NOF	BSG
M 3	0.50	15.00	3.50 x 2.70	T200-SD100DA-M3	☆	3.50	3.00	55.64	15.00	3	DIN 371
		.590				.138	.118	2.190	.590		
M 4	0.70	20.00	4.50 x 3.40	T200-SD100DA-M4	☆	4.50	4.00	62.52	20.00	3	DIN 371
		.787				.177	.157	2.461	.787		
M 5	0.80	25.00	6.00 x 4.90	T200-SD100DA-M5	☆	6.00	5.00	69.42	25.00	3	DIN 371
		.984				.236	.196	2.733	.984		
M 6	1.00	30.00	6.00 x 4.90	T200-SD100DA-M6	☆	6.00	6.00	79.31	30.00	3	DIN 371
		1.181				.236	.236	3.122	1.181		
M 8	1.25	40.00	8.00 x 6.20	T200-SD100DA-M8	☆	8.00	8.00	89.18	40.00	3	DIN 371
		1.574				.315	.314	3.511	1.574		
M 10	1.50	50.00	10.00 x 8.00	T200-SD100DA-M10	☆	10.00	10.00	98.97	50.00	3	DIN 371
		1.968				.394	.393	3.896	1.968		
M 12	1.75	67.85	9.00 x 7.00	T200-SD100DA-M12	☆	9.00	12.00	109.65	23.00	4	DIN 376
		2.671				.354	.472	4.316	.905		
M 14	2.00	66.20	11.00 x 9.00	T200-SD100DA-M14	☆	11.00	14.00	110.00	25.00	4	DIN 376
		2.606				.433	.551	4.330	.984		
M 16	2.00	66.20	12.00 x 9.00	T200-SD100DA-M16	☆	12.00	16.00	110.00	25.00	4	DIN 376
		2.606				.472	.629	4.330	.984		
M 18	2.50	79.20	14.00 x 11.00	T200-SD100DA-M18	☆	14.00	18.00	125.00	30.00	4	DIN 376
		3.118				.551	.708	4.921	1.181		
M 20	2.50	93.20	16.00 x 12.00	T200-SD100DA-M20	☆	16.00	20.00	140.00	30.00	4	DIN 376
		3.669				.630	.787	5.511	1.181		

O5 Q5 L253 PHD/PHDX L247 Q1 Q35 Q34

CoroTap™ 200 cutting tap with spiral point

Thread form: Metric

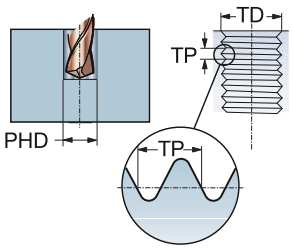

THCHT	B
THBTP	1
ULDR	2.5
TCTR	6H
CNSC	0

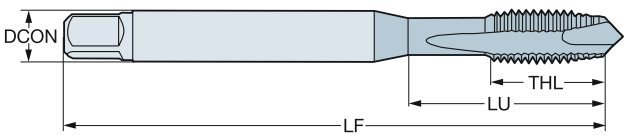

TDZ	TP	LU	CZC_{MS}	Ordering code	P						M				K						N				S				Dimensions, mm, inch					
					B110	B145	B150	C110	C145	C150	B110	B145	C110	C145	B110	B145	B150	C110	C145	C150	B110	B150	C110	C150	B110	B150	C110	C150	DCON	TD	LF	THL	NOF	BSG
M 2	0.40	9.00	2.80 x 2.10	T200-XM100DA-M2				☆	☆	☆			☆	☆				☆	☆	☆			☆	☆			☆	☆	2.80	2.00	45.00	6.00	2	DIN 371
		.354																											.110	.078	1.771	.236		
M 2.5	0.45	12.50	2.80 x 2.10	T200-XM100DA-M2.5				☆	☆	☆			☆	☆				☆	☆	☆			☆	☆			☆	☆	2.80	2.50	50.00	8.00	2	DIN 371
		.492																											.110	.098	1.968	.314		
M 3	0.50	18.00	3.50 x 2.70	T200-XM100DA-M3				☆	☆	☆			☆	☆				☆	☆	☆			☆	☆			☆	☆	3.50	3.00	56.00	8.90	3	DIN 371
		.708																											.138	.118	2.204	.350		
M 3.5	0.60	20.00	4.00 x 3.00	T200-XM100DA-M3.5				☆	☆	☆			☆	☆				☆	☆	☆			☆	☆			☆	☆	4.00	3.50	56.00	10.80	3	DIN 371
		.787																											.157	.137	2.204	.425		
M 4	0.70	21.00	4.50 x 3.40	T200-XM100DA-M4				☆	☆	☆			☆	☆				☆	☆	☆			☆	☆			☆	☆	4.50	4.00	63.00	11.70	3	DIN 371
		.826																											.177	.157	2.480	.460		
M 4.5	0.75	25.00	6.00 x 4.90	T200-XM100DA-M4.5				☆	☆	☆			☆	☆				☆	☆	☆			☆	☆			☆	☆	6.00	4.50	70.00	13.00	3	DIN 371
		.984																											.236	.177	2.755	.511		
M 5	0.80	25.00	6.00 x 4.90	T200-XM100DA-M5				☆	☆	☆			☆	☆				☆	☆	☆			☆	☆			☆	☆	6.00	5.00	70.00	12.60	3	DIN 371
		.984																											.236	.196	2.755	.496		
M 6	1.00	30.00	6.00 x 4.90	T200-XM100DA-M6				☆	☆	☆			☆	☆				☆	☆	☆			☆	☆			☆	☆	6.00	6.00	80.00	14.50	3	DIN 371
		1.181																											.236	.236	3.149	.570		
M 7	1.00	30.00	7.00 x 5.50	T200-XM100DA-M7				☆	☆	☆			☆	☆				☆	☆	☆			☆	☆			☆	☆	7.00	7.00	80.00	14.50	3	DIN 371
		1.181																											.276	.275	3.149	.570		
M 8	1.25	35.00	8.00 x 6.20	T200-XM100DA-M8				☆	☆	☆			☆	☆				☆	☆	☆			☆	☆			☆	☆	8.00	8.00	90.00	17.40	3	DIN 371
		1.377																											.315	.314	3.543	.685		
M 10	1.50	39.00	10.00 x 8.00	T200-XM100DA-M10				☆	☆	☆			☆	☆				☆	☆	☆			☆	☆			☆	☆	10.00	10.00	100.00	19.20	3	DIN 371
		1.535																											.394	.393	3.937	.755		
M 3	0.50	37.00	2.20 x 1.80	T200-XM101DA-M3				☆	☆	☆			☆	☆				☆	☆	☆			☆	☆			☆	☆	2.20	3.00	56.00	10.00	3	DIN 376
		1.456																											.087	.118	2.204	.393		
M 4	0.70	43.00	2.80 x 2.10	T200-XM101DA-M4				☆	☆	☆			☆	☆				☆	☆	☆			☆	☆			☆	☆	2.80	4.00	63.00	11.90	3	DIN 376
		1.692																											.110	.157	2.480	.468		
M 5	0.80	49.00	3.50 x 2.70	T200-XM101DA-M5				☆	☆	☆			☆	☆				☆	☆	☆			☆	☆			☆	☆	3.50	5.00	70.00	13.20	3	DIN 376
		1.929																											.138	.196	2.755	.519		
M 6	1.00	59.00	4.50 x 3.40	T200-XM101DA-M6				☆	☆	☆			☆	☆				☆	☆	☆			☆	☆			☆	☆	4.50	6.00	80.00	15.10	3	DIN 376
		2.322																											.177	.236	3.149	.594		
M 8	1.25	67.00	6.00 x 4.90	T200-XM101DA-M8				☆	☆	☆			☆	☆				☆	☆	☆			☆	☆			☆	☆	6.00	8.00	90.00	18.00	3	DIN 376
		2.637																											.236	.314	3.543	.708		
M 10	1.50	77.00	7.00 x 5.50	T200-XM101DA-M10				☆	☆	☆			☆	☆				☆	☆	☆			☆	☆			☆	☆	7.00	10.00	100.00	20.00	3	DIN 376
		3.031																											.276	.393	3.937	.787		
M 12	1.75	83.00	9.00 x 7.00	T200-XM101DA-M12				☆	☆	☆			☆	☆				☆	☆	☆			☆	☆			☆	☆	9.00	12.00	110.00	23.00	3	DIN 376
		3.267																											.354	.472	4.330	.905		
M 14	2.00	81.00	11.00 x 9.00	T200-XM101DA-M14				☆	☆	☆			☆	☆				☆	☆	☆			☆	☆			☆	☆	11.00	14.00	110.00	25.00	3	DIN 376
		3.188																											.433	.551	4.330	.984		
M 16	2.00	68.00	12.00 x 9.00	T200-XM101DA-M16				☆	☆	☆			☆	☆				☆	☆	☆			☆	☆			☆	☆	12.00	16.00	110.00	25.00	3	DIN 376
		2.677																											.472	.629	4.330	.984		
M 18	2.50	81.00	14.00 x 11.00	T200-XM101DA-M18	☆	☆	☆				☆	☆			☆	☆	☆				☆	☆			☆	☆			14.00	18.00	125.00	30.00	4	DIN 376
		3.188																											.551	.708	4.921	1.181		
M 20	2.50	95.00	16.00 x 12.00	T200-XM101DA-M20	☆	☆	☆				☆	☆			☆	☆	☆				☆	☆			☆	☆			16.00	20.00	140.00	30.00	4	DIN 376
		3.740																											.630	.787	5.511	1.181		
M 22	2.50	93.00	18.00 x 14.50	T200-XM101DA-M22	☆	☆	☆				☆	☆			☆	☆	☆				☆	☆			☆	☆			18.00	22.00	140.00	34.00	4	DIN 376
		3.661																											.709	.866	5.511	1.338		

O5 Q5 L253 PHD/PHDX L247 Q1 Q35 Q34

CoroTap™ 200 cutting tap with spiral point

Thread form: Metric

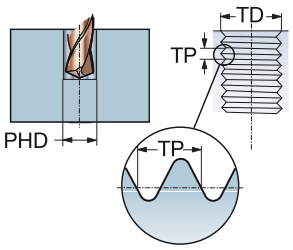

THCHT	B
THBTP	1
ULDR	2.5
TCTR	6H
CNSC	0

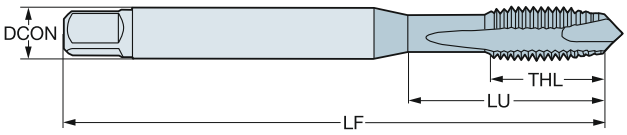

TDZ	TP	LU	CZC_{MS}	Ordering code	P						M				K						N				S				Dimensions, mm, inch					
					B110	B145	B150	C110	C145	C150	B110	B145	C110	C145	B110	B145	B150	C110	C145	C150	B110	B150	C110	C150	B110	B150	C110	C150	DCON	TD	LF	THL	NOF	BSG
M 24	3.00	113.00	18.00 x 14.50	T200-XM101DA-M24	☆	☆	☆				☆	☆			☆	☆	☆				☆	☆			☆	☆			18.00	24.00	160.00	38.00	4	DIN 376
		4.448																											*.709*	*.944*	*6.299*	*1.496*		
M 27	3.00	97.00	20.00 x 16.00	T200-XM101DA-M27	☆	☆	☆				☆	☆			☆	☆	☆				☆	☆			☆	☆			20.00	27.00	160.00	38.00	4	DIN 376
		3.818																											*.787*	*1.062*	*6.299*	*1.496*		
M 30	3.50	115.00	22.00 x 18.00	T200-XM101DA-M30	☆	☆	☆				☆	☆			☆	☆	☆				☆	☆			☆	☆			22.00	30.00	180.00	45.00	4	DIN 376
		4.527																											*.866*	*1.181*	*7.086*	*1.771*		

CoroTap™ 200 cutting tap with spiral point

Thread form: Metric

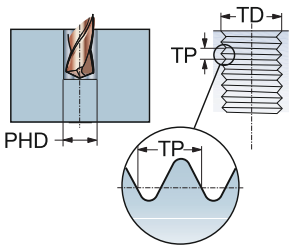

THCHT	B
THBTP	0
ULDR	2.5
TCTR	6G
CNSC	0

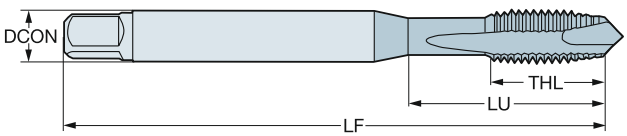

TDZ	TP	LU	CZC$_{MS}$	Ordering code	P						M				K						N				S				Dimensions, mm, inch					
					B110	B145	B150	C110	C145	C150	B110	B145	C110	C145	B110	B145	B150	C110	C145	C150	B110	B150	C110	C150	B110	B150	C110	C150	DCON	TD	LF	THL	NOF	BSG
M 3	0.50	18.00	3.50 x 2.70	T200-XM104DA-M3				☆	☆	☆			☆	☆				☆	☆	☆			☆	☆			☆	☆	3.50	3.00	56.00	8.90	3	DIN 371
		.708																											.138	.118	2.204	.350		
M 4	0.70	21.00	4.50 x 3.40	T200-XM104DA-M4				☆	☆	☆			☆	☆				☆	☆	☆			☆	☆			☆	☆	4.50	4.00	63.00	12.00	3	DIN 371
		.826																											.177	.157	2.480	.472		
M 5	0.80	25.00	6.00 x 4.90	T200-XM104DA-M5				☆	☆	☆			☆	☆				☆	☆	☆			☆	☆			☆	☆	6.00	5.00	70.00	13.00	3	DIN 371
		.984																											.236	.196	2.755	.511		
M 6	1.00	30.00	6.00 x 4.90	T200-XM104DA-M6				☆	☆	☆			☆	☆				☆	☆	☆			☆	☆			☆	☆	6.00	6.00	80.00	15.00	3	DIN 371
		1.181																											.236	.236	3.149	.590		
M 8	1.25	35.00	8.00 x 6.20	T200-XM104DA-M8				☆	☆	☆			☆	☆				☆	☆	☆			☆	☆			☆	☆	8.00	8.00	90.00	18.00	3	DIN 371
		1.377																											.315	.314	3.543	.708		
M 10	1.50	39.00	10.00 x 8.00	T200-XM104DA-M10				☆	☆	☆			☆	☆				☆	☆	☆			☆	☆			☆	☆	10.00	10.00	100.00	20.00	3	DIN 371
		1.535																											.394	.393	3.937	.787		
M 12	1.75	83.00	9.00 x 7.00	T200-XM105DA-M12				☆	☆	☆			☆	☆				☆	☆	☆			☆	☆			☆	☆	9.00	12.00	110.00	23.00	3	DIN 376
		3.267																											.354	.472	4.330	.905		
M 16	2.00	68.00	12.00 x 9.00	T200-XM105DA-M16				☆	☆	☆			☆	☆				☆	☆	☆			☆	☆			☆	☆	12.00	16.00	110.00	25.00	3	DIN 376
		2.677																											.472	.629	4.330	.984		
M 20	2.50	95.00	16.00 x 12.00	T200-XM105DA-M20	☆	☆	☆				☆	☆			☆	☆	☆				☆	☆			☆	☆			16.00	20.00	140.00	30.00	4	DIN 376
		3.740																											.630	.787	5.511	1.181		

O5 Q5 L253 PHD/PHDX L247 Q1 Q35 Q34

CoroTap™ 200 cutting tap with spiral point

Thread form: Metric

THCHT	B
THBTP	0
ULDR	3.0
CNSC	0
SUBSTRATE	HSS-E
COATING	CoolTop

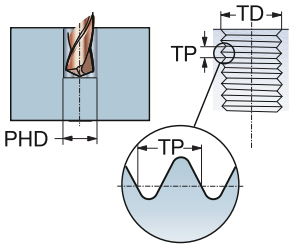

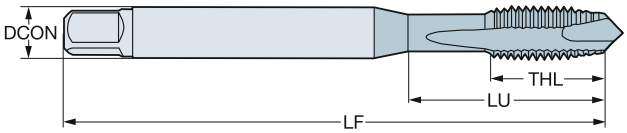

P M K N S

TDZ	TP	LU	CZC_{MS}	TCTR	Ordering code	DCON	TD	LF	THL	NOF	BSG
						Dimensions, mm, inch					
M 3	0.50	18.00	3.50 x 2.70	6H	**E616M3**	3.50	3.00	112.00	9.00	3	DIN 371
		.708				*.138*	*.118*	*4.409*	*.354*		
M 4	0.70	21.00	4.50 x 3.40	6H	**E616M4**	4.50	4.00	112.00	12.00	3	DIN 371
		.826				*.177*	*.157*	*4.409*	*.472*		
M 5	0.80	25.00	6.00 x 4.90	6H	**E616M5**	6.00	5.00	125.00	13.00	3	DIN 371
		.984				*.236*	*.196*	*4.921*	*.511*		
M 6	1.00	30.00	6.00 x 4.90	6H	**E616M6**	6.00	6.00	125.00	15.00	3	DIN 371
		1.181				*.236*	*.236*	*4.921*	*.590*		
M 8	1.25	40.00	8.00 x 6.20	6H	**E616M8**	8.00	8.00	140.00	18.00	3	DIN 371
		1.574				*.315*	*.314*	*5.511*	*.708*		
M 10	1.50	50.00	10.00 x 8.00	6H	**E616M10**	10.00	10.00	160.00	20.00	3	DIN 371
		1.968				*.394*	*.393*	*6.299*	*.787*		
M 12	1.75	153.00	9.00 x 7.00	6H	**E616M12**	9.00	12.00	180.00	23.00	3	DIN 376
		6.023				*.354*	*.472*	*7.086*	*.905*		
M 14	2.00	151.00	11.00 x 9.00	6H	**E616M14**	11.00	14.00	180.00	25.00	3	DIN 376
		5.944				*.433*	*.551*	*7.086*	*.984*		
M 16	2.00	158.00	12.00 x 9.00	6H	**E616M16**	12.00	16.00	200.00	25.00	3	DIN 376
		6.220				*.472*	*.629*	*7.874*	*.984*		
M 20	2.50	179.00	16.00 x 12.00	6H	**E616M20**	16.00	20.00	224.00	30.00	4	DIN 376
		7.047				*.630*	*.787*	*8.818*	*1.181*		

O5 L253 PHD/PHDX L247 Q1 Q35

CoroTap™ 200 cutting tap with spiral point

Thread form: Metric

THCHT	B
THBTP	0
ULDR	2.5
CNSC	0
SUBSTRATE	HSS-PM

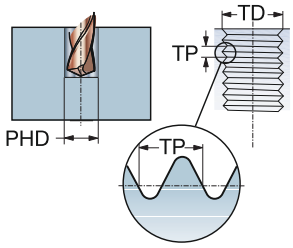

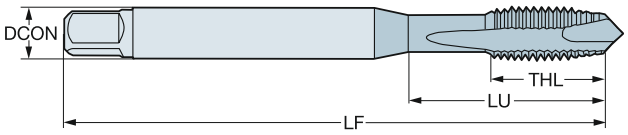

P K N S

TDZ	TP	LU	CZC_{MS}	TCTR	Ordering code	DCON	TD	LF	THL	NOF	BSG
						Dimensions, mm, inch					
M 1.6	0.35	7.00	2.50 x 2.00	6H	**E000M1.6**	2.50	1.60	41.00	7.00	2	ISO 529
		.275				*.098*	*.062*	*1.614*	*.275*		
M 2	0.40	8.00	2.50 x 2.00	6H	**E000M2**	2.50	2.00	41.00	8.00	2	ISO 529
		.314				*.098*	*.078*	*1.614*	*.314*		
M 2.5	0.45	9.50	2.80 x 2.24	6H	**E000M2.5**	2.80	2.50	44.50	9.50	2	ISO 529
		.374				*.110*	*.098*	*1.751*	*.374*		
M 3	0.50	15.40	3.15 x 2.50	6H	**E000M3**	3.20	3.00	48.00	15.40	3	ISO 529
		.606				*.124*	*.118*	*1.889*	*.606*		
M 3.5	0.60	17.40	3.55 x 2.80	6H	**E000M3.5**	3.60	3.50	50.00	17.50	3	ISO 529
		.685				*.140*	*.137*	*1.968*	*.688*		
M 4	0.70	18.00	4.00 x 3.15	6H	**E000M4**	4.00	4.00	53.00	18.00	3	ISO 529
		.708				*.157*	*.157*	*2.086*	*.708*		
M 5	0.80	22.00	5.00 x 4.00	6H	**E000M5**	5.00	5.00	58.00	11.20	3	ISO 529
		.866				*.197*	*.196*	*2.283*	*.440*		
M 6	1.00	26.00	6.30 x 5.00	6H	**E000M6**	6.30	6.00	66.00	13.20	3	ISO 529
		1.023				*.248*	*.236*	*2.598*	*.519*		
M 7	1.00	26.00	7.10 x 5.60	6H	**E000M7**	7.10	7.00	66.00	13.00	3	ISO 529
		1.023				*.280*	*.275*	*2.598*	*.511*		
M 8	1.25	29.00	8.00 x 6.30	6H	**E000M8**	8.00	8.00	72.00	16.30	3	ISO 529
		1.141				*.315*	*.314*	*2.834*	*.641*		
M 10	1.50	34.00	10.00 x 8.00	6H	**E000M10**	10.00	10.00	80.00	18.10	3	ISO 529
		1.338				*.394*	*.393*	*3.149*	*.712*		
M 12	1.75	62.00	9.00 x 7.10	6H	**E000M12**	9.00	12.00	89.00	22.50	3	ISO 529
		2.440				*.354*	*.472*	*3.503*	*.885*		
M 14	2.00	66.00	11.20 x 9.00	6H	**E000M14**	11.20	14.00	95.00	24.50	3	ISO 529
		2.598				*.441*	*.551*	*3.740*	*.964*		
M 16	2.00	59.00	12.50 x 10.00	6H	**E000M16**	12.50	16.00	102.00	24.50	3	ISO 529
		2.322				*.492*	*.629*	*4.015*	*.964*		
M 18	2.50	68.00	14.00 x 11.20	6H	**E000M18**	14.00	18.00	112.00	29.50	4	ISO 529
		2.677				*.551*	*.708*	*4.409*	*1.161*		
M 20	2.50	68.00	14.00 x 11.20	6H	**E000M20**	14.00	20.00	112.00	29.50	4	ISO 529
		2.677				*.551*	*.787*	*4.409*	*1.161*		
M 22	2.50	72.00	16.00 x 12.50	6H	**E000M22**	16.00	22.00	118.00	29.50	4	ISO 529
		2.834				*.630*	*.866*	*4.645*	*1.161*		
M 24	3.00	82.00	18.00 x 14.00	6H	**E000M24**	18.00	24.00	130.00	35.50	4	ISO 529
		3.228				*.709*	*.944*	*5.118*	*1.397*		

O5 Q5 L253 PHD/PHDX L247 Q1 Q35

CoroTap™ 200 cutting tap with spiral point

Thread form: Metric

THCHT	B
THBTP	0
ULDR	2.5
CNSC	0
SUBSTRATE	HSS-PM
COATING	ST

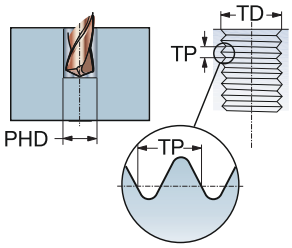

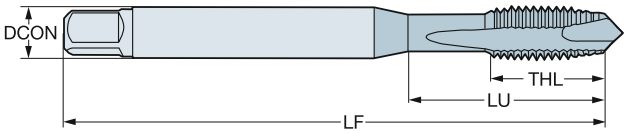

P M K

TDZ	TP	LU	CZC_{MS}	TCTR	Ordering code	DCON	TD	LF	THL	NOF	BSG
						Dimensions, mm, inch					
M 1.6	0.35	7.00	2.50 x 2.00	6H	**E001M1.6**	2.50	1.60	41.00	7.00	2	ISO 529
		.275				*.098*	*.062*	*1.614*	*.275*		
M 2	0.40	8.00	2.50 x 2.00	6H	**E001M2**	2.50	2.00	41.00	8.00	2	ISO 529
		.314				*.098*	*.078*	*1.614*	*.314*		
M 2.5	0.45	9.50	2.80 x 2.24	6H	**E001M2.5**	2.80	2.50	44.50	9.50	2	ISO 529
		.374				*.110*	*.098*	*1.751*	*.374*		
M 3	0.50	15.40	3.15 x 2.50	6H	**E001M3**	3.20	3.00	48.00	15.40	3	ISO 529
		.606				*.124*	*.118*	*1.889*	*.606*		
M 3.5	0.60	17.40	3.55 x 2.80	6H	**E001M3.5**	3.60	3.50	50.00	17.50	3	ISO 529
		.685				*.140*	*.137*	*1.968*	*.688*		
M 4	0.70	18.00	4.00 x 3.15	6H	**E001M4**	4.00	4.00	53.00	18.00	3	ISO 529
		.708				*.157*	*.157*	*2.086*	*.708*		
M 5	0.80	22.00	5.00 x 4.00	6H	**E001M5**	5.00	5.00	58.00	11.20	3	ISO 529
		.866				*.197*	*.196*	*2.283*	*.440*		
M 6	1.00	26.00	6.30 x 5.00	6H	**E001M6**	6.30	6.00	66.00	13.20	3	ISO 529
		1.023				*.248*	*.236*	*2.598*	*.519*		
M 7	1.00	26.00	7.10 x 5.60	6H	**E001M7**	7.10	7.00	66.00	13.00	3	ISO 529
		1.023				*.280*	*.275*	*2.598*	*.511*		
M 8	1.25	29.00	8.00 x 6.30	6H	**E001M8**	8.00	8.00	72.00	16.30	3	ISO 529
		1.141				*.315*	*.314*	*2.834*	*.641*		
M 10	1.50	34.00	10.00 x 8.00	6H	**E001M10**	10.00	10.00	80.00	18.10	3	ISO 529
		1.338				*.394*	*.393*	*3.149*	*.712*		
M 12	1.75	62.00	9.00 x 7.10	6H	**E001M12**	9.00	12.00	89.00	22.50	3	ISO 529
		2.440				*.354*	*.472*	*3.503*	*.885*		
M 14	2.00	66.00	11.20 x 9.00	6H	**E001M14**	11.20	14.00	95.00	24.50	3	ISO 529
		2.598				*.441*	*.551*	*3.740*	*.964*		
M 16	2.00	59.00	12.50 x 10.00	6H	**E001M16**	12.50	16.00	102.00	24.50	3	ISO 529
		2.322				*.492*	*.629*	*4.015*	*.964*		
M 18	2.50	68.00	14.00 x 11.20	6H	**E001M18**	14.00	18.00	112.00	29.50	4	ISO 529
		2.677				*.551*	*.708*	*4.409*	*1.161*		
M 20	2.50	68.00	14.00 x 11.20	6H	**E001M20**	14.00	20.00	112.00	29.50	4	ISO 529
		2.677				*.551*	*.787*	*4.409*	*1.161*		
M 22	2.50	72.00	16.00 x 12.50	6H	**E001M22**	16.00	22.00	118.00	29.50	4	ISO 529
		2.834				*.630*	*.866*	*4.645*	*1.161*		
M 24	3.00	82.00	18.00 x 14.00	6H	**E001M24**	18.00	24.00	130.00	35.50	4	ISO 529
		3.228				*.709*	*.944*	*5.118*	*1.397*		

O5 Q5 L253 PHD/PHDX L247 Q1 Q35

CoroTap™ 200 cutting tap with spiral point

Thread form: Metric

THCHT	B
THBTP	0
ULDR	2.5
CNSC	0
SUBSTRATE	HSS-PM

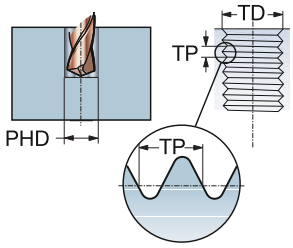

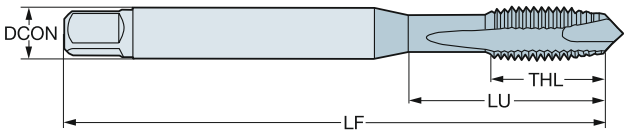

P K N S

TDZ	TP	LU	CZC_{MS}	TCTR	Ordering code	DCON	TD	LF	THL	NOF	BSG
						Dimensions, mm, inch					
M 4	0.70	16.58	.168 x .131	6H	E005M4	4.30	4.00	53.98	7.90	2	ANSI
		.652				*.168*	*.157*	*2.125*	*.311*		
M 4	0.70	16.58	.168 x .131	6H	E005M43FL	4.30	4.00	53.98	7.90	3	ANSI
		.652				*.168*	*.157*	*2.125*	*.311*		
M 5	0.80	21.42	.194 x .152	6H	E005M5	4.90	5.00	60.33	12.70	2	ANSI
		.843				*.194*	*.196*	*2.375*	*.500*		
M 5	0.80	21.42	.194 x .152	6H	E005M53FL	4.90	5.00	60.33	12.70	3	ANSI
		.843				*.194*	*.196*	*2.375*	*.500*		
M 6	1.00	25.59	.255 x .191	6H	E005M6	6.50	6.00	63.50	15.30	2	ANSI
		1.007				*.255*	*.236*	*2.500*	*.602*		
M 6	1.00	25.59	.255 x .191	6H	E005M63FL	6.50	6.00	63.50	15.30	3	ANSI
		1.007				*.255*	*.236*	*2.500*	*.602*		
M 8	1.25	30.20	.318 x .238	6H	E005M8	8.10	8.00	69.06	18.20	2	ANSI
		1.189				*.318*	*.314*	*2.718*	*.716*		
M 8	1.25	30.20	.318 x .238	6H	E005M83FL	8.10	8.00	69.06	18.20	3	ANSI
		1.189				*.318*	*.314*	*2.718*	*.716*		
M 10	1.50	32.80	.381 x .286	6H	E005M10	9.70	10.00	74.61	19.10	2	ANSI
		1.291				*.381*	*.393*	*2.937*	*.751*		
M 10	1.50	32.80	.381 x .286	6H	E005M103FL	9.70	10.00	74.61	19.10	3	ANSI
		1.291				*.381*	*.393*	*2.937*	*.751*		
M 12	1.75	61.74	.367 x .275	6H	E005M12	9.30	12.00	85.73	23.00	2	ANSI
		2.430				*.367*	*.472*	*3.375*	*.905*		
M 12	1.75	61.74	.367 x .275	6H	E005M123FL	9.30	12.00	85.73	23.00	3	ANSI
		2.430				*.367*	*.472*	*3.375*	*.905*		
M 14	2.00	66.10	.429 x .322	6H	E005M14	10.90	14.00	91.28	25.00	3	ANSI
		2.602				*.429*	*.551*	*3.593*	*.984*		
M 16	2.00	57.69	.480 x .360	6H	E005M16	12.20	16.00	96.84	25.00	3	ANSI
		2.271				*.480*	*.629*	*3.812*	*.984*		
M 18	2.50	62.08	.542 x .406	6H	E005M18	13.80	18.00	102.39	29.50	3	ANSI
		2.444				*.542*	*.708*	*4.031*	*1.161*		
M 20	2.50	71.09	.652 x .489	6H	E005M20	16.60	20.00	113.51	29.50	3	ANSI
		2.798				*.652*	*.787*	*4.468*	*1.161*		

O5 Q5 L253 PHD/PHDX L247 Q1 Q35

CoroTap™ 200 cutting tap with spiral point

Thread form: Metric

THCHT	B
THBTP	0
ULDR	2.5
CNSC	0
SUBSTRATE	HSS-PM
COATING	ST

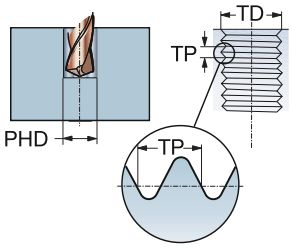

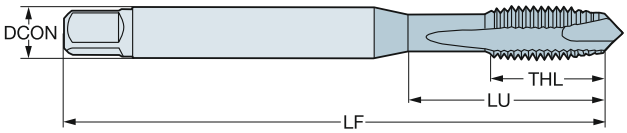

P M K

TDZ	TP	LU	CZC_{MS}	TCTR	Ordering code	DCON	TD	LF	THL	NOF	BSG
						Dimensions, mm, inch					
M 4	0.70	16.58	.168 x .131	6H	E006M4	4.30	4.00	53.98	7.90	2	ANSI
		.652				*.168*	*.157*	*2.125*	*.311*		
M 4	0.70	16.58	.168 x .131	6H	E006M43FL	4.30	4.00	53.98	7.90	3	ANSI
		.652				*.168*	*.157*	*2.125*	*.311*		
M 5	0.80	21.42	.194 x .152	6H	E006M5	4.90	5.00	60.33	12.70	2	ANSI
		.843				*.194*	*.196*	*2.375*	*.500*		
M 5	0.80	21.42	.194 x .152	6H	E006M53FL	4.90	5.00	60.33	12.70	3	ANSI
		.843				*.194*	*.196*	*2.375*	*.500*		
M 6	1.00	25.59	.255 x .191	6H	E006M6	6.50	6.00	63.50	15.30	2	ANSI
		1.007				*.255*	*.236*	*2.500*	*.602*		
M 6	1.00	25.59	.255 x .191	6H	E006M63FL	6.50	6.00	63.50	15.30	3	ANSI
		1.007				*.255*	*.236*	*2.500*	*.602*		
M 8	1.25	30.20	.318 x .238	6H	E006M8	8.10	8.00	69.06	18.20	2	ANSI
		1.189				*.318*	*.314*	*2.718*	*.716*		
M 8	1.25	30.20	.318 x .238	6H	E006M83FL	8.10	8.00	69.06	18.20	3	ANSI
		1.189				*.318*	*.314*	*2.718*	*.716*		
M 10	1.50	32.80	.381 x .286	6H	E006M10	9.70	10.00	74.61	19.10	2	ANSI
		1.291				*.381*	*.393*	*2.937*	*.751*		
M 10	1.50	32.80	.381 x .286	6H	E006M103FL	9.70	10.00	74.61	19.10	3	ANSI
		1.291				*.381*	*.393*	*2.937*	*.751*		
M 12	1.75	61.74	.367 x .275	6H	E006M12	9.30	12.00	85.73	23.00	2	ANSI
		2.430				*.367*	*.472*	*3.375*	*.905*		
M 12	1.75	61.74	.367 x .275	6H	E006M123FL	9.30	12.00	85.73	23.00	3	ANSI
		2.430				*.367*	*.472*	*3.375*	*.905*		
M 14	2.00	66.10	.429 x .322	6H	E006M14	10.90	14.00	91.28	25.00	3	ANSI
		2.602				*.429*	*.551*	*3.593*	*.984*		
M 16	2.00	57.69	.480 x .360	6H	E006M16	12.20	16.00	96.84	25.00	3	ANSI
		2.271				*.480*	*.629*	*3.812*	*.984*		
M 18	2.50	62.08	.542 x .406	6H	E006M18	13.80	18.00	102.39	29.50	3	ANSI
		2.444				*.542*	*.708*	*4.031*	*1.161*		
M 20	2.50	71.09	.652 x .489	6H	E006M20	16.60	20.00	113.51	29.50	3	ANSI
		2.798				*.652*	*.787*	*4.468*	*1.161*		

O5 Q5 L253 PHD/PHDX L247 Q1 Q35

CoroTap™ 200 cutting tap with spiral point

Thread form: Metric fine

THCHT	B
THBTP	0
ULDR	2.5
CNSC	0
SUBSTRATE	HSS-E-PM
COATING	CoolTop

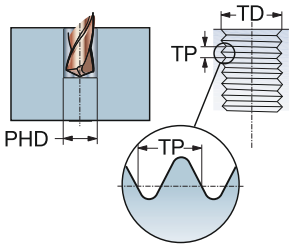

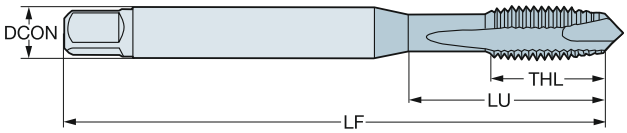

P
30-48 HRC

TDZ	TP	LU	CZC_{MS}	TCTR	Ordering code	DCON	TD	LF	THL	NOF	BSG
						Dimensions, mm, inch					
MF 10x1.25	1.25	37.80	.381 x .286	6H	**E855M10X1.25**	9.70	10.00	100.00	20.00	3	DIN/ANSI
		1.488				*.381*	*.393*	*3.937*	*.787*		
MF 12x1.25	1.25	86.02	.367 x .275	6H	**E855M12X1.25**	9.30	12.00	110.00	23.00	4	DIN/ANSI
		3.386				*.367*	*.472*	*4.330*	*.905*		

O5 Q5 L253 PHD/PHDX L247 Q1 Q35

CoroTap™ 200 cutting tap with spiral point

Thread form: Metric fine

THCHT	B
THBTP	0
ULDR	3.0
CNSC	0
SUBSTRATE	HSS-E-PM
COATING	CoolTop

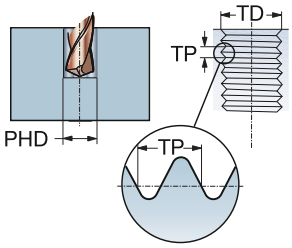

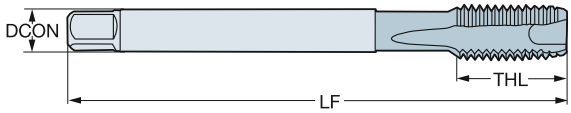

P
≤350HB

TDZ	TP	LU	CZC_{MS}	TCTR	Ordering code	DCON	TD	LF	THL	NOF	BSG
						Dimensions, mm, inch					
MF 4x0.5	0.50	43.00	2.80 x 2.10	6HX	**EP13PM4X.5**	2.80	4.00	63.00	12.00	3	DIN 374
		1.692				*.110*	*.157*	*2.480*	*.472*		
MF 5x0.5	0.50	49.00	3.50 x 2.70	6HX	**EP13PM5X.5**	3.50	5.00	70.00	13.00	3	DIN 374
		1.929				*.138*	*.196*	*2.755*	*.511*		
MF 6x0.75	0.75	59.00	4.50 x 3.40	6HX	**EP13PM6X.75**	4.50	6.00	80.00	15.00	3	DIN 374
		2.322				*.177*	*.236*	*3.149*	*.590*		
MF 8x0.75	0.75	57.00	6.00 x 4.90	6HX	**EP13PM8X.75**	6.00	8.00	80.00	15.00	3	DIN 374
		2.244				*.236*	*.314*	*3.149*	*.590*		
MF 8x1	1.00	67.00	6.00 x 4.90	6HX	**EP13PM8X1.0**	6.00	8.00	90.00	18.00	3	DIN 374
		2.637				*.236*	*.314*	*3.543*	*.708*		
MF 10x0.75	0.75	67.00	7.00 x 5.50	6HX	**EP13PM10X.75**	7.00	10.00	90.00	17.60	3	DIN 374
		2.637				*.276*	*.393*	*3.543*	*.692*		
MF 10x1	1.00	67.00	7.00 x 5.50	6HX	**EP13PM10X1.0**	7.00	10.00	90.00	17.60	3	DIN 374
		2.637				*.276*	*.393*	*3.543*	*.692*		
MF 10x1.25	1.25	77.00	7.00 x 5.50	6HX	**EP13PM10X1.25**	7.00	10.00	100.00	19.80	3	DIN 374
		3.031				*.276*	*.393*	*3.937*	*.779*		
MF 12x1	1.00	73.00	9.00 x 7.00	6HX	**EP13PM12X1.0**	9.00	12.00	100.00	21.00	4	DIN 374
		2.874				*.354*	*.472*	*3.937*	*.826*		
MF 12x1.25	1.25	73.00	9.00 x 7.00	6HX	**EP13PM12X1.25**	9.00	12.00	100.00	21.00	4	DIN 374
		2.874				*.354*	*.472*	*3.937*	*.826*		
MF 12x1.5	1.50	73.00	9.00 x 7.00	6HX	**EP13PM12X1.5**	9.00	12.00	100.00	21.00	4	DIN 374
		2.874				*.354*	*.472*	*3.937*	*.826*		
MF 14x1	1.00	71.00	11.00 x 9.00	6HX	**EP13PM14X1.0**	11.00	14.00	100.00	21.00	4	DIN 374
		2.795				*.433*	*.551*	*3.937*	*.826*		
MF 14x1.25	1.25	71.00	11.00 x 9.00	6HX	**EP13PM14X1.25**	11.00	14.00	100.00	21.00	4	DIN 374
		2.795				*.433*	*.551*	*3.937*	*.826*		
MF 14x1.5	1.50	71.00	11.00 x 9.00	6HX	**EP13PM14X1.5**	11.00	14.00	100.00	21.00	4	DIN 374
		2.795				*.433*	*.551*	*3.937*	*.826*		
MF 16x1	1.00	58.00	12.00 x 9.00	6HX	**EP13PM16X1.0**	12.00	16.00	100.00	21.00	4	DIN 374
		2.283				*.472*	*.629*	*3.937*	*.826*		
MF 16x1.5	1.50	58.00	12.00 x 9.00	6HX	**EP13PM16X1.5**	12.00	16.00	100.00	21.00	4	DIN 374
		2.283				*.472*	*.629*	*3.937*	*.826*		
MF 18x1	1.00	66.00	14.00 x 11.00	6HX	**EP13PM18X1.0**	14.00	18.00	110.00	24.00	4	DIN 374
		2.598				*.551*	*.708*	*4.330*	*.944*		
MF 18x1.5	1.50	66.00	14.00 x 11.00	6HX	**EP13PM18X1.5**	14.00	18.00	110.00	24.00	4	DIN 374
		2.598				*.551*	*.708*	*4.330*	*.944*		
MF 20x1	1.00	80.00	16.00 x 12.00	6HX	**EP13PM20X1.0**	16.00	20.00	125.00	24.00	4	DIN 374
		3.149				*.630*	*.787*	*4.921*	*.944*		
MF 20x1.5	1.50	80.00	16.00 x 12.00	6HX	**EP13PM20X1.5**	16.00	20.00	125.00	24.00	4	DIN 374
		3.149				*.630*	*.787*	*4.921*	*.944*		
MF 22x1.5	1.50	78.00	18.00 x 14.50	6HX	**EP13PM22X1.5**	18.00	22.00	125.00	25.00	4	DIN 374
		3.070				*.709*	*.866*	*4.921*	*.984*		
MF 24x1.5	1.50	93.00	18.00 x 14.50	6HX	**EP13PM24X1.5**	18.00	24.00	140.00	28.00	4	DIN 374
		3.661				*.709*	*.944*	*5.511*	*1.102*		
MF 24x2	2.00	93.00	18.00 x 14.50	6HX	**EP13PM24X2.0**	18.00	24.00	140.00	28.00	4	DIN 374
		3.661				*.709*	*.944*	*5.511*	*1.102*		

O5 Q5 L253 PHD/PHDX L247 Q1 Q35

CoroTap™ 200 cutting tap with spiral point

Thread form: Metric fine

THCHT	B
THBTP	0
ULDR	3.0
CNSC	0
SUBSTRATE	HSS-E-PM
COATING	CoolTop

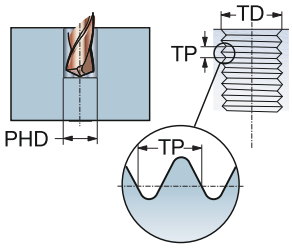

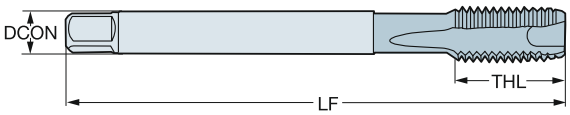

P
≤350HB

TDZ	TP	LU	CZC_{MS}	TCTR	Ordering code	DCON	TD	LF	THL	NOF	BSG
						Dimensions, mm, inch					
MF 25x1.5	1.50	93.00	18.00 x 14.50	6HX	**EP13PM25X1.5**	18.00	25.00	140.00	28.00	4	DIN 374
		3.661				*.709*	*.984*	*5.511*	*1.102*		
MF 26x1.5	1.50	93.00	18.00 x 14.50	6HX	**EP13PM26X1.5**	18.00	26.00	140.00	28.00	4	DIN 374
		3.661				*.709*	*1.023*	*5.511*	*1.102*		
MF 27x1.5	1.50	77.00	20.00 x 16.00	6HX	**EP13PM27X1.5**	20.00	27.00	140.00	28.00	4	DIN 374
		3.031				*.787*	*1.062*	*5.511*	*1.102*		
MF 27x2	2.00	77.00	20.00 x 16.00	6HX	**EP13PM27X2.0**	20.00	27.00	140.00	28.00	4	DIN 374
		3.031				*.787*	*1.062*	*5.511*	*1.102*		
MF 28x1.5	1.50	77.00	20.00 x 16.00	6HX	**EP13PM28X1.5**	20.00	28.00	140.00	28.00	4	DIN 374
		3.031				*.787*	*1.102*	*5.511*	*1.102*		
MF 30x1.5	1.50	85.00	22.00 x 18.00	6HX	**EP13PM30X1.5**	22.00	30.00	150.00	28.00	4	DIN 374
		3.346				*.866*	*1.181*	*5.905*	*1.102*		
MF 30x2	2.00	85.00	22.00 x 18.00	6HX	**EP13PM30X2.0**	22.00	30.00	150.00	28.00	4	DIN 374
		3.346				*.866*	*1.181*	*5.905*	*1.102*		

O5 Q5 L253 PHD/PHDX L247 Q1 Q35

CoroTap™ 200 cutting tap with spiral point

Thread form: Metric fine

THCHT	B
THBTP	0
ULDR	3
CNSC	0
SUBSTRATE	HSS-E-PM
COATING	CoolTop

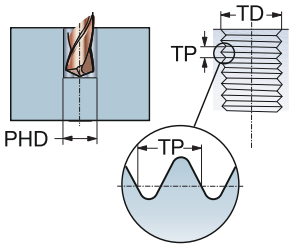

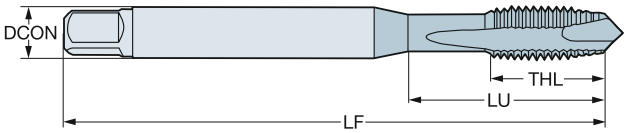

P
≤350HB

TDZ	TP	LU	CZC_{MS}	TCTR	Ordering code	DCON	TD	LF	THL	NOF	BSG
						Dimensions, mm, inch					
MF 8x1	1.00	30.20	.318 x .238	6HX	**EP13PAM8X1.0**	8.10	8.00	90.00	18.00	3	DIN/ANSI
		1.189				*.318*	*.314*	*3.543*	*.708*		
MF 10x1.25	1.25	32.80	.381 x .286	6HX	**EP13PAM10X1.25**	9.70	10.00	100.00	20.00	3	DIN/ANSI
		1.291				*.381*	*.393*	*3.937*	*.787*		
MF 12x1.25	1.25	86.02	.367 x .275	6HX	**EP13PAM12X1.25**	9.30	12.00	110.00	23.00	4	DIN/ANSI
		3.386				*.367*	*.472*	*4.330*	*.905*		
MF 12x1.5	1.50	86.02	.367 x .275	6HX	**EP13PAM12X1.5**	9.30	12.00	110.00	23.00	4	DIN/ANSI
		3.386				*.367*	*.472*	*4.330*	*.905*		
MF 14x1.5	1.50	84.82	.429 x .322	6HX	**EP13PAM14X1.5**	10.90	14.00	110.00	23.00	4	DIN/ANSI
		3.339				*.429*	*.551*	*4.330*	*.905*		
MF 16x1.5	1.50	70.86	.480 x .360	6HX	**EP13PAM16X1.5**	12.20	16.00	110.00	23.00	4	DIN/ANSI
		2.789				*.480*	*.629*	*4.330*	*.905*		
MF 18x1.5	1.50	84.69	.542 x .406	6HX	**EP13PAM18X1.5**	13.80	18.00	125.00	30.00	4	DIN/ANSI
		3.334				*.542*	*.708*	*4.921*	*1.181*		

O5 Q5 L253 PHD/PHDX L247 Q1 Q35

CoroTap™ 200 cutting tap with spiral point

Thread form: Metric fine

THCHT	B
THBTP	0
ULDR	2.5
CNSC	0
SUBSTRATE	HSS-E
COATING	ST

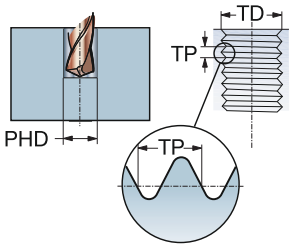

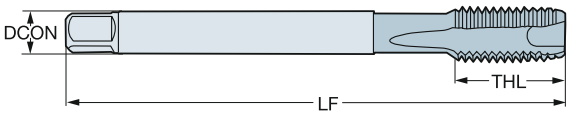

M

TDZ	TP	LU	CZC_{MS}	TCTR	Ordering code	DCON	TD	LF	THL	NOF	BSG
						Dimensions, mm, inch					
MF 6x0.75	0.75	59.00	4.50 x 3.40	6H	**E364M6X.75**	4.50	6.00	80.00	15.00	3	DIN 374
		2.322				*.177*	*.236*	*3.149*	*.590*		
MF 8x1	1.00	67.00	6.00 x 4.90	6H	**E364M8X1.0**	6.00	8.00	90.00	18.00	3	DIN 374
		2.637				*.236*	*.314*	*3.543*	*.708*		
MF 10x1	1.00	67.00	7.00 x 5.50	6H	**E364M10X1.0**	7.00	10.00	90.00	20.00	3	DIN 374
		2.637				*.276*	*.393*	*3.543*	*.787*		
MF 10x1.25	1.25	77.00	7.00 x 5.50	6H	**E364M10X1.25**	7.00	10.00	100.00	20.00	3	DIN 374
		3.031				*.276*	*.393*	*3.937*	*.787*		
MF 12x1	1.00	73.00	9.00 x 7.00	6H	**E364M12X1.0**	9.00	12.00	100.00	21.00	4	DIN 374
		2.874				*.354*	*.472*	*3.937*	*.826*		
MF 12x1.25	1.25	73.00	9.00 x 7.00	6H	**E364M12X1.25**	9.00	12.00	100.00	21.00	4	DIN 374
		2.874				*.354*	*.472*	*3.937*	*.826*		
MF 12x1.5	1.50	73.00	9.00 x 7.00	6H	**E364M12X1.5**	9.00	12.00	100.00	21.00	4	DIN 374
		2.874				*.354*	*.472*	*3.937*	*.826*		
MF 14x1.5	1.50	71.00	11.00 x 9.00	6H	**E364M14X1.5**	11.00	14.00	100.00	21.00	4	DIN 374
		2.795				*.433*	*.551*	*3.937*	*.826*		
MF 16x1.5	1.50	58.00	12.00 x 9.00	6H	**E364M16X1.5**	12.00	16.00	100.00	21.00	5	DIN 374
		2.283				*.472*	*.629*	*3.937*	*.826*		
MF 18x1.5	1.50	66.00	14.00 x 11.00	6H	**E364M18X1.5**	14.00	18.00	110.00	24.00	5	DIN 374
		2.598				*.551*	*.708*	*4.330*	*.944*		
MF 20x1.5	1.50	80.00	16.00 x 12.00	6H	**E364M20X1.5**	16.00	20.00	125.00	24.00	5	DIN 374
		3.149				*.630*	*.787*	*4.921*	*.944*		

O5 Q5 L253 PHD/PHDX L247 Q1 Q35

CoroTap™ 200 cutting tap with spiral point

Thread form: Metric fine

THCHT	B
THBTP	0
ULDR	2.5
TCTR	6H
CNSC	0

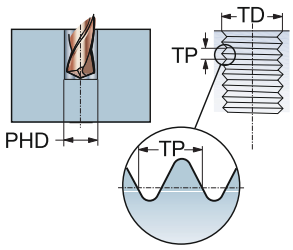

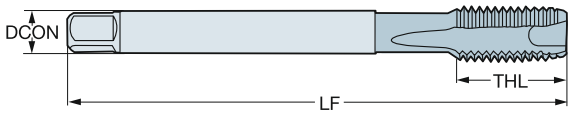

TDZ	TP	LU	CZC_{MS}	Ordering code	P B110	P B145	P B150	P C110	P C145	P C150	M B110	M B145	M C110	M C145	K B110	K B145	K B150	K C110	K C145	K C150	N B110	N B150	N C110	N C150	S B110	S B150	S C110	S C150	Dimensions, mm, inch DCON	TD	LF	THL	NOF	BSG
MF 4x0.5	0.50	43.00	2.80 x 2.10	T200-XM100DB-M4X050				☆	☆	☆			☆	☆				☆	☆	☆			☆	☆			☆	☆	2.80	4.00	63.00	11.90	3	DIN 374
		1.692																											.110	.157	2.480	.468		
MF 5x0.5	0.50	49.00	3.50 x 2.70	T200-XM100DB-M5X050				☆	☆	☆			☆	☆				☆	☆	☆			☆	☆			☆	☆	3.50	5.00	70.00	13.20	3	DIN 374
		1.929																											.138	.196	2.755	.519		
MF 6x0.75	0.75	59.00	4.50 x 3.40	T200-XM100DB-M6X075				☆	☆	☆			☆	☆				☆	☆	☆			☆	☆			☆	☆	4.50	6.00	80.00	15.10	3	DIN 374
		2.322																											.177	.236	3.149	.594		
MF 8x0.75	0.75	57.00	6.00 x 4.90	T200-XM100DB-M8X075				☆	☆	☆			☆	☆				☆	☆	☆			☆	☆			☆	☆	6.00	8.00	80.00	14.90	3	DIN 374
		2.244																											.236	.314	3.149	.586		
MF 8x1	1.00	67.00	6.00 x 4.90	T200-XM100DB-M8X100				☆	☆	☆			☆	☆				☆	☆	☆			☆	☆			☆	☆	6.00	8.00	90.00	18.00	3	DIN 374
		2.637																											.236	.314	3.543	.708		
MF 10x0.75	0.75	67.00	7.00 x 5.50	T200-XM100DB-M10X075				☆	☆	☆			☆	☆				☆	☆	☆			☆	☆			☆	☆	7.00	10.00	90.00	17.60	3	DIN 374
		2.637																											.276	.393	3.543	.692		
MF 10x1	1.00	67.00	7.00 x 5.50	T200-XM100DB-M10X100				☆	☆	☆			☆	☆				☆	☆	☆			☆	☆			☆	☆	7.00	10.00	90.00	17.60	3	DIN 374
		2.637																											.276	.393	3.543	.692		
MF 10x1.25	1.25	77.00	7.00 x 5.50	T200-XM100DB-M10X125				☆	☆	☆			☆	☆				☆	☆	☆			☆	☆			☆	☆	7.00	10.00	100.00	19.80	3	DIN 374
		3.031																											.276	.393	3.937	.779		
MF 12x1	1.00	73.00	9.00 x 7.00	T200-XM100DB-M12X100				☆	☆	☆			☆	☆				☆	☆	☆			☆	☆			☆	☆	9.00	12.00	100.00	21.00	3	DIN 374
		2.874																											.354	.472	3.937	.826		
MF 12x1.25	1.25	73.00	9.00 x 7.00	T200-XM100DB-M12X125				☆	☆	☆			☆	☆				☆	☆	☆			☆	☆			☆	☆	9.00	12.00	100.00	21.00	3	DIN 374
		2.874																											.354	.472	3.937	.826		
MF 12x1.5	1.50	73.00	9.00 x 7.00	T200-XM100DB-M12X150				☆	☆	☆			☆	☆				☆	☆	☆			☆	☆			☆	☆	9.00	12.00	100.00	21.00	3	DIN 374
		2.874																											.354	.472	3.937	.826		
MF 14x1	1.00	71.00	11.00 x 9.00	T200-XM100DB-M14X100				☆	☆	☆			☆	☆				☆	☆	☆			☆	☆			☆	☆	11.00	14.00	100.00	21.00	3	DIN 374
		2.795																											.433	.551	3.937	.826		
MF 14x1.25	1.25	71.00	11.00 x 9.00	T200-XM100DB-M14X125				☆	☆	☆			☆	☆				☆	☆	☆			☆	☆			☆	☆	11.00	14.00	100.00	21.00	3	DIN 374
		2.795																											.433	.551	3.937	.826		
MF 14x1.5	1.50	71.00	11.00 x 9.00	T200-XM100DB-M14X150				☆	☆	☆			☆	☆				☆	☆	☆			☆	☆			☆	☆	11.00	14.00	100.00	21.00	3	DIN 374
		2.795																											.433	.551	3.937	.826		
MF 16x1	1.00	58.00	12.00 x 9.00	T200-XM100DB-M16X100				☆	☆	☆			☆	☆				☆	☆	☆			☆	☆			☆	☆	12.00	16.00	100.00	21.00	3	DIN 374
		2.283																											.472	.629	3.937	.826		
MF 16x1.5	1.50	58.00	12.00 x 9.00	T200-XM100DB-M16X150				☆	☆	☆			☆	☆				☆	☆	☆			☆	☆			☆	☆	12.00	16.00	100.00	21.00	3	DIN 374
		2.283																											.472	.629	3.937	.826		
MF 18x1	1.00	66.00	14.00 x 11.00	T200-XM100DB-M18X100	☆	☆	☆				☆	☆			☆	☆	☆				☆	☆			☆	☆			14.00	18.00	110.00	24.00	4	DIN 374
		2.598																											.551	.708	4.330	.944		
MF 18x1.5	1.50	66.00	14.00 x 11.00	T200-XM100DB-M18X150	☆	☆	☆				☆	☆			☆	☆	☆				☆	☆			☆	☆			14.00	18.00	110.00	24.00	4	DIN 374
		2.598																											.551	.708	4.330	.944		
MF 20x1	1.00	80.00	16.00 x 12.00	T200-XM100DB-M20X100	☆	☆	☆				☆	☆			☆	☆	☆				☆	☆			☆	☆			16.00	20.00	125.00	24.00	4	DIN 374
		3.149																											.630	.787	4.921	.944		
MF 20x1.5	1.50	80.00	16.00 x 12.00	T200-XM100DB-M20X150	☆	☆	☆				☆	☆			☆	☆	☆				☆	☆			☆	☆			16.00	20.00	125.00	24.00	4	DIN 374
		3.149																											.630	.787	4.921	.944		
MF 22x1.5	1.50	78.00	18.00 x 14.50	T200-XM100DB-M22X150	☆	☆	☆				☆	☆			☆	☆	☆				☆	☆			☆	☆			18.00	22.00	125.00	25.00	4	DIN 374
		3.070																											.709	.866	4.921	.984		
MF 24x1.5	1.50	93.00	18.00 x 14.50	T200-XM100DB-M24X150	☆	☆	☆				☆	☆			☆	☆	☆				☆	☆			☆	☆			18.00	24.00	140.00	28.00	4	DIN 374
		3.661																											.709	.944	5.511	1.102		
MF 24x2	2.00	93.00	18.00 x 14.50	T200-XM100DB-M24X200	☆	☆	☆				☆	☆			☆	☆	☆				☆	☆			☆	☆			18.00	24.00	140.00	28.00	4	DIN 374
		3.661																											.709	.944	5.511	1.102		

O5 Q5 L253 PHD/PHDX L247 Q1 Q35

CoroTap™ 200 cutting tap with spiral point

Thread form: Metric fine

THCHT	B
THBTP	0
ULDR	2.5
TCTR	6H
CNSC	0

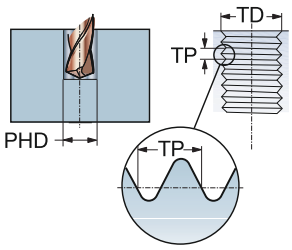

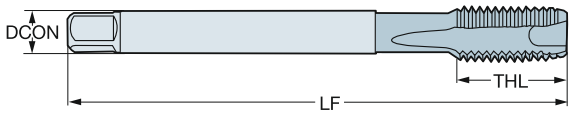

TDZ	TP	LU	CZC_{MS}	Ordering code	P B110	P B145	P B150	P C110	P C145	P C150	M B110	M B145	M C110	M C145	K B110	K B145	K B150	K C110	K C145	K C150	N B110	N B150	N C110	N C150	S B110	S B150	S C110	S C150	Dimensions, mm, inch DCON	TD	LF	THL	NOF	BSG
MF 25x1.5	1.50	93.00	18.00 x 14.50	T200-XM100DB-M25X150	☆	☆	☆				☆	☆			☆	☆	☆				☆	☆			☆	☆			18.00	25.00	140.00	28.00	4	DIN 374
		3.661																											*.709*	*.984*	*5.511*	*1.102*		
MF 26x1.5	1.50	93.00	18.00 x 14.50	T200-XM100DB-M26X150	☆	☆	☆				☆	☆			☆	☆	☆				☆	☆			☆	☆			18.00	26.00	140.00	28.00	4	DIN 374
		3.661																											*.709*	*1.023*	*5.511*	*1.102*		
MF 27x1.5	1.50	77.00	20.00 x 16.00	T200-XM100DB-M27X150	☆	☆	☆				☆	☆			☆	☆	☆				☆	☆			☆	☆			20.00	27.00	140.00	28.00	4	DIN 374
		3.031																											*.787*	*1.062*	*5.511*	*1.102*		
MF 27x2	2.00	77.00	20.00 x 16.00	T200-XM100DB-M27X200	☆	☆	☆				☆	☆			☆	☆	☆				☆	☆			☆	☆			20.00	27.00	140.00	28.00	4	DIN 374
		3.031																											*.787*	*1.062*	*5.511*	*1.102*		
MF 28x1.5	1.50	77.00	20.00 x 16.00	T200-XM100DB-M28X150	☆	☆	☆				☆	☆			☆	☆	☆				☆	☆			☆	☆			20.00	28.00	140.00	28.00	4	DIN 374
		3.031																											*.787*	*1.102*	*5.511*	*1.102*		
MF 30x1.5	1.50	85.00	22.00 x 18.00	T200-XM100DB-M30X150	☆	☆	☆				☆	☆			☆	☆	☆				☆	☆			☆	☆			22.00	30.00	150.00	28.00	4	DIN 374
		3.346																											*.866*	*1.181*	*5.905*	*1.102*		
MF 30x2	2.00	85.00	22.00 x 18.00	T200-XM100DB-M30X200	☆	☆	☆				☆	☆			☆	☆	☆				☆	☆			☆	☆			22.00	30.00	150.00	28.00	4	DIN 374
		3.346																											*.866*	*1.181*	*5.905*	*1.102*		

O5 Q5 L253 PHD/PHDX L247 Q1 Q35

CoroTap™ 200 cutting tap with spiral point

Thread form: Metric fine

THCHT	B
THBTP	0
ULDR	2.5
CNSC	0
SUBSTRATE	HSS-PM

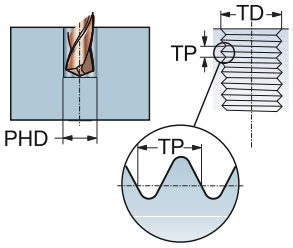

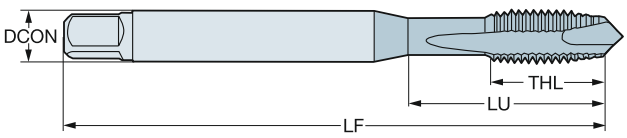

P K N S

TDZ	TP	LU	CZC_{MS}	TCTR	Ordering code	DCON	TD	LF	THL	NOF	BSG
						Dimensions, mm, inch					
MF 4x0.5	0.50	18.00	4.00 x 3.15	6H	**E010M4X.5**	4.00	4.00	53.00	18.00	3	ISO 529
		.708				*.157*	*.157*	*2.086*	*.708*		
MF 5x0.5	0.50	22.00	5.00 x 4.00	6H	**E010M5X.5**	5.00	5.00	58.00	11.20	3	ISO 529
		.866				*.197*	*.196*	*2.283*	*.440*		
MF 6x0.5	0.50	26.00	6.30 x 5.00	6H	**E010M6X.5**	6.30	6.00	66.00	13.20	3	ISO 529
		1.023				*.248*	*.236*	*2.598*	*.519*		
MF 6x0.75	0.75	26.00	6.30 x 5.00	6H	**E010M6X.75**	6.30	6.00	66.00	13.20	3	ISO 529
		1.023				*.248*	*.236*	*2.598*	*.519*		
MF 8x0.75	0.75	29.00	8.00 x 6.30	6H	**E010M8X.75**	8.00	8.00	72.00	16.30	3	ISO 529
		1.141				*.315*	*.314*	*2.834*	*.641*		
MF 8x1	1.00	29.00	8.00 x 6.30	6H	**E010M8X1.0**	8.00	8.00	72.00	16.30	3	ISO 529
		1.141				*.315*	*.314*	*2.834*	*.641*		
MF 10x1	1.00	34.00	10.00 x 8.00	6H	**E010M10X1.0**	10.00	10.00	80.00	18.10	3	ISO 529
		1.338				*.394*	*.393*	*3.149*	*.712*		
MF 10x1.25	1.25	34.00	10.00 x 8.00	6H	**E010M10X1.25**	10.00	10.00	80.00	18.10	3	ISO 529
		1.338				*.394*	*.393*	*3.149*	*.712*		
MF 12x1	1.00	62.00	9.00 x 7.10	6H	**E010M12X1.0**	9.00	12.00	89.00	22.50	3	ISO 529
		2.440				*.354*	*.472*	*3.503*	*.885*		
MF 12x1.25	1.25	62.00	9.00 x 7.10	6H	**E010M12X1.25**	9.00	12.00	89.00	22.50	3	ISO 529
		2.440				*.354*	*.472*	*3.503*	*.885*		
MF 12x1.5	1.50	62.00	9.00 x 7.10	6H	**E010M12X1.5**	9.00	12.00	89.00	22.50	3	ISO 529
		2.440				*.354*	*.472*	*3.503*	*.885*		
MF 14x1	1.00	66.00	11.20 x 9.00	6H	**E010M14X1.0**	11.20	14.00	95.00	24.50	3	ISO 529
		2.598				*.441*	*.551*	*3.740*	*.964*		
MF 14x1.25	1.25	66.00	11.20 x 9.00	6H	**E010M14X1.25**	11.20	14.00	95.00	24.50	3	ISO 529
		2.598				*.441*	*.551*	*3.740*	*.964*		
MF 14x1.5	1.50	66.00	11.20 x 9.00	6H	**E010M14X1.5**	11.20	14.00	95.00	24.50	3	ISO 529
		2.598				*.441*	*.551*	*3.740*	*.964*		
MF 16x1	1.00	59.00	12.50 x 10.00	6H	**E010M16X1.0**	12.50	16.00	102.00	24.50	3	ISO 529
		2.322				*.492*	*.629*	*4.015*	*.964*		
MF 16x1.5	1.50	59.00	12.50 x 10.00	6H	**E010M16X1.5**	12.50	16.00	102.00	24.50	3	ISO 529
		2.322				*.492*	*.629*	*4.015*	*.964*		
MF 18x1	1.00	68.00	14.00 x 11.20	6H	**E010M18X1.0**	14.00	18.00	112.00	29.50	4	ISO 529
		2.677				*.551*	*.708*	*4.409*	*1.161*		
MF 18x1.5	1.50	68.00	14.00 x 11.20	6H	**E010M18X1.5**	14.00	18.00	112.00	29.50	4	ISO 529
		2.677				*.551*	*.708*	*4.409*	*1.161*		
MF 20x1	1.00	68.00	14.00 x 11.20	6H	**E010M20X1.0**	14.00	20.00	112.00	29.50	4	ISO 529
		2.677				*.551*	*.787*	*4.409*	*1.161*		
MF 20x1.5	1.50	68.00	14.00 x 11.20	6H	**E010M20X1.5**	14.00	20.00	112.00	29.50	4	ISO 529
		2.677				*.551*	*.787*	*4.409*	*1.161*		
MF 20x2	2.00	68.00	14.00 x 11.20	6H	**E010M20X2.0**	14.00	20.00	112.00	29.50	4	ISO 529
		2.677				*.551*	*.787*	*4.409*	*1.161*		
MF 22x1.5	1.50	72.00	16.00 x 12.50	6H	**E010M22X1.5**	16.00	22.00	118.00	29.50	4	ISO 529
		2.834				*.630*	*.866*	*4.645*	*1.161*		
MF 24x1.5	1.50	82.00	18.00 x 14.00	6H	**E010M24X1.5**	18.00	24.00	130.00	35.50	4	ISO 529
		3.228				*.709*	*.944*	*5.118*	*1.397*		

O5 Q5 L253 PHD/PHDX L247 Q1 Q35

CoroTap™ 200 cutting tap with spiral point

Thread form: Metric fine

THCHT	B
THBTP	0
ULDR	2.5
CNSC	0
SUBSTRATE	HSS-PM

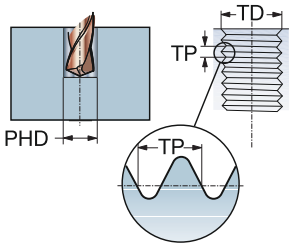

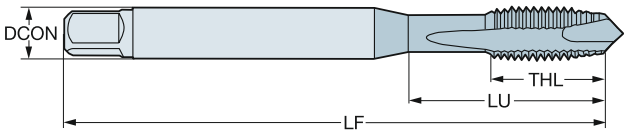

P K N S

TDZ	TP	LU	CZC_{MS}	TCTR	Ordering code	DCON	TD	LF	THL	NOF	BSG
						Dimensions, mm, inch					
MF 24x2	2.00	82.00	18.00 x 14.00	6H	**E010M24X2.0**	18.00	24.00	130.00	35.50	4	ISO 529
		3.228				*.709*	*.944*	*5.118*	*1.397*		

O5 Q5 L253 PHD/PHDX L247 Q1 Q35

CoroTap™ 200 cutting tap with spiral point

Thread form: Metric fine

THCHT	B
THBTP	0
ULDR	2.5
CNSC	0
SUBSTRATE	HSS-PM
COATING	ST

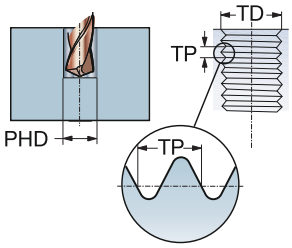

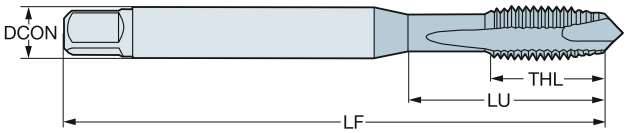

P M K

TDZ	TP	LU	CZC_{MS}	TCTR	Ordering code	DCON	TD	LF	THL	NOF	BSG
						Dimensions, mm, inch					
MF 4x0.5	0.50	18.00	4.00 x 3.15	6H	**E011M4X.5**	4.00	4.00	53.00	18.00	3	ISO 529
		.708				*.157*	*.157*	*2.086*	*.708*		
MF 5x0.5	0.50	22.00	5.00 x 4.00	6H	**E011M5X.5**	5.00	5.00	58.00	11.20	3	ISO 529
		.866				*.197*	*.196*	*2.283*	*.440*		
MF 6x0.5	0.50	26.00	6.30 x 5.00	6H	**E011M6X.5**	6.30	6.00	66.00	13.20	3	ISO 529
		1.023				*.248*	*.236*	*2.598*	*.519*		
MF 6x0.75	0.75	26.00	6.30 x 5.00	6H	**E011M6X.75**	6.30	6.00	66.00	13.20	3	ISO 529
		1.023				*.248*	*.236*	*2.598*	*.519*		
MF 8x0.75	0.75	29.00	8.00 x 6.30	6H	**E011M8X.75**	8.00	8.00	72.00	16.30	3	ISO 529
		1.141				*.315*	*.314*	*2.834*	*.641*		
MF 8x1	1.00	29.00	8.00 x 6.30	6H	**E011M8X1.0**	8.00	8.00	72.00	16.30	3	ISO 529
		1.141				*.315*	*.314*	*2.834*	*.641*		
MF 10x1	1.00	34.00	10.00 x 8.00	6H	**E011M10X1.0**	10.00	10.00	80.00	18.10	3	ISO 529
		1.338				*.394*	*.393*	*3.149*	*.712*		
MF 10x1.25	1.25	34.00	10.00 x 8.00	6H	**E011M10X1.25**	10.00	10.00	80.00	18.10	3	ISO 529
		1.338				*.394*	*.393*	*3.149*	*.712*		
MF 12x1	1.00	62.00	9.00 x 7.10	6H	**E011M12X1.0**	9.00	12.00	89.00	22.50	3	ISO 529
		2.440				*.354*	*.472*	*3.503*	*.885*		
MF 12x1.25	1.25	62.00	9.00 x 7.10	6H	**E011M12X1.25**	9.00	12.00	89.00	22.50	3	ISO 529
		2.440				*.354*	*.472*	*3.503*	*.885*		
MF 12x1.5	1.50	62.00	9.00 x 7.10	6H	**E011M12X1.5**	9.00	12.00	89.00	22.50	3	ISO 529
		2.440				*.354*	*.472*	*3.503*	*.885*		
MF 14x1	1.00	66.00	11.20 x 9.00	6H	**E011M14X1.0**	11.20	14.00	95.00	24.50	3	ISO 529
		2.598				*.441*	*.551*	*3.740*	*.964*		
MF 14x1.25	1.25	66.00	11.20 x 9.00	6H	**E011M14X1.25**	11.20	14.00	95.00	24.50	3	ISO 529
		2.598				*.441*	*.551*	*3.740*	*.964*		
MF 14x1.5	1.50	66.00	11.20 x 9.00	6H	**E011M14X1.5**	11.20	14.00	95.00	24.50	3	ISO 529
		2.598				*.441*	*.551*	*3.740*	*.964*		
MF 16x1	1.00	59.00	12.50 x 10.00	6H	**E011M16X1.0**	12.50	16.00	102.00	24.50	3	ISO 529
		2.322				*.492*	*.629*	*4.015*	*.964*		
MF 16x1.5	1.50	59.00	12.50 x 10.00	6H	**E011M16X1.5**	12.50	16.00	102.00	24.50	3	ISO 529
		2.322				*.492*	*.629*	*4.015*	*.964*		
MF 18x1	1.00	68.00	14.00 x 11.20	6H	**E011M18X1.0**	14.00	18.00	112.00	29.50	4	ISO 529
		2.677				*.551*	*.708*	*4.409*	*1.161*		
MF 18x1.5	1.50	68.00	14.00 x 11.20	6H	**E011M18X1.5**	14.00	18.00	112.00	29.50	4	ISO 529
		2.677				*.551*	*.708*	*4.409*	*1.161*		
MF 20x1	1.00	68.00	14.00 x 11.20	6H	**E011M20X1.0**	14.00	20.00	112.00	29.50	4	ISO 529
		2.677				*.551*	*.787*	*4.409*	*1.161*		
MF 20x1.5	1.50	68.00	14.00 x 11.20	6H	**E011M20X1.5**	14.00	20.00	112.00	29.50	4	ISO 529
		2.677				*.551*	*.787*	*4.409*	*1.161*		
MF 20x2	2.00	68.00	14.00 x 11.20	6H	**E011M20X2.0**	14.00	20.00	112.00	29.50	4	ISO 529
		2.677				*.551*	*.787*	*4.409*	*1.161*		
MF 22x1.5	1.50	72.00	16.00 x 12.50	6H	**E011M22X1.5**	16.00	22.00	118.00	29.50	4	ISO 529
		2.834				*.630*	*.866*	*4.645*	*1.161*		
MF 24x1.5	1.50	82.00	18.00 x 14.00	6H	**E011M24X1.5**	18.00	24.00	130.00	35.50	4	ISO 529
		3.228				*.709*	*.944*	*5.118*	*1.397*		

O5 Q5 L253 PHD/PHDX L247 Q1 Q35

CoroTap™ 200 cutting tap with spiral point

Thread form: Metric fine

THCHT	B
THBTP	0
ULDR	2.5
CNSC	0
SUBSTRATE	HSS-PM
COATING	ST

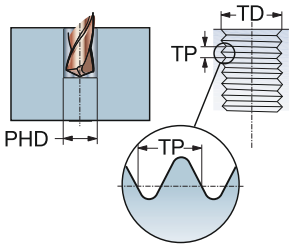

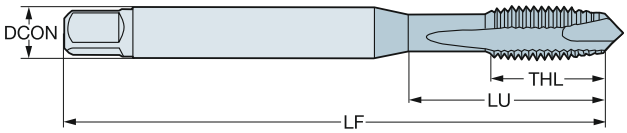

P M K

TDZ	TP	LU	CZC_{MS}	TCTR	Ordering code	DCON	TD	LF	THL	NOF	BSG
						Dimensions, mm, inch					
MF 24x2	2.00	82.00	18.00 x 14.00	6H	**E011M24X2.0**	18.00	24.00	130.00	35.50	4	ISO 529
		3.228				*.709*	*.944*	*5.118*	*1.397*		

O5 Q5 L253 PHD/PHDX L247 Q1 Q35

CoroTap™ 200 cutting tap with spiral point

Thread form: Metric fine

THCHT	B
THBTP	0
ULDR	2.5
CNSC	0
SUBSTRATE	HSS-PM

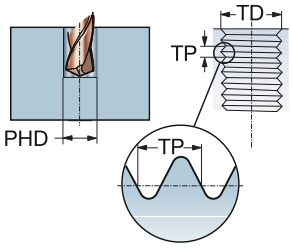

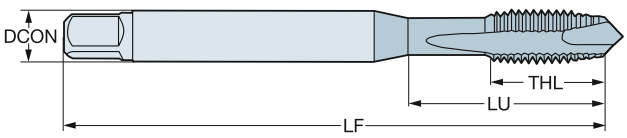

P K N S

TDZ	TP	LU	CZC_{MS}	TCTR	Ordering code	DCON	TD	LF	THL	NOF	BSG
						Dimensions, mm, inch					
MF 8x1	1.00	30.20	.318 x .238	6H	**E015M8X1.0**	8.10	8.00	69.06	18.20	3	ANSI
		1.189				*.318*	*.314*	*2.718*	*.716*		
MF 10x1	1.00	32.80	.381 x .286	6H	**E015M10X1.0**	9.70	10.00	74.61	19.10	3	ANSI
		1.291				*.381*	*.393*	*2.937*	*.751*		
MF 14x1.5	1.50	66.10	.429 x .322	6H	**E015M14X1.5**	10.90	14.00	91.28	25.00	3	ANSI
		2.602				*.429*	*.551*	*3.593*	*.984*		
MF 18x1.5	1.50	62.08	.542 x .406	6H	**E015M18X1.5**	13.80	18.00	102.39	29.50	3	ANSI
		2.444				*.542*	*.708*	*4.031*	*1.161*		

O5 Q5 L253 PHD/PHDX L247 Q1 Q35

CoroTap™ 200 cutting tap with spiral point

Thread form: Metric fine

THCHT	B
THBTP	0
ULDR	2.5
CNSC	0
SUBSTRATE	HSS-PM
COATING	ST

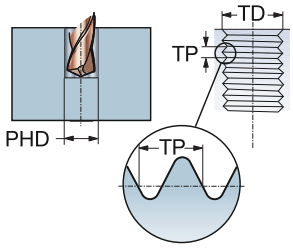

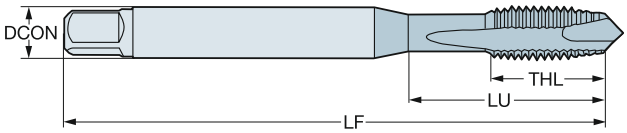

P M K

TDZ	TP	LU	CZC_{MS}	TCTR	Ordering code	DCON	TD	LF	THL	NOF	BSG
						Dimensions, mm, inch					
MF 8x1	1.00	30.20	.318 x .238	6H	**E016M8X1.0**	8.10	8.00	69.06	18.20	3	ANSI
		1.189				*.318*	*.314*	*2.718*	*.716*		
MF 10x1	1.00	32.80	.381 x .286	6H	**E016M10X1.0**	9.70	10.00	74.61	19.10	3	ANSI
		1.291				*.381*	*.393*	*2.937*	*.751*		
MF 14x1.5	1.50	66.10	.429 x .322	6H	**E016M14X1.5**	10.90	14.00	91.28	25.00	3	ANSI
		2.602				*.429*	*.551*	*3.593*	*.984*		
MF 18x1.5	1.50	62.08	.542 x .406	6H	**E016M18X1.5**	13.80	18.00	102.39	29.50	3	ANSI
		2.444				*.542*	*.708*	*4.031*	*1.161*		

O5 Q5 L253 PHD/PHDX L247 Q1 Q35

CoroTap™ 200 cutting tap with spiral point

Thread form: UNC

THCHT	B
THBTP	0
ULDR	2.5
CNSC	0
SUBSTRATE	HSS-E-PM
COATING	CoolTop

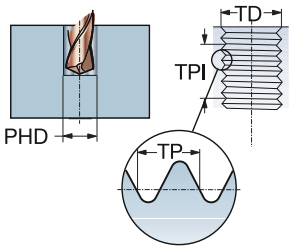

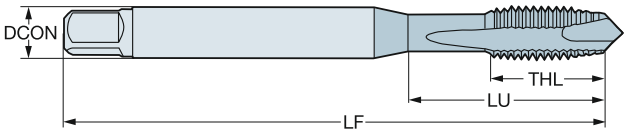

P
30-48 HRC

TDZ	TPI	LU	CZC_{MS}	TCTR	Ordering code	DCON	TD	LF	THL	NOF	BSG
						Dimensions, mm, inch					
UNC #4-40	40.0	11.90	.141 x .110	2B	**E8744-40**	3.60	2.84	56.00	11.90	3	C-DIN/ANSI
		.468				*.141*	*.112*	*2.204*	*.468*		
UNC #5-40	40.0	11.00	.141 x .110	2B	**E8745-40**	3.60	3.18	56.00	11.00	3	C-DIN/ANSI
		.433				*.141*	*.125*	*2.204*	*.433*		
UNC #6-32	32.0	13.90	.168 x .131	2B	**E8746-32**	4.30	3.51	63.00	13.90	3	C-DIN/ANSI
		.547				*.168*	*.137*	*2.480*	*.547*		
UNC #8-32	32.0	15.10	.194 x .152	2B	**E8748-32**	4.90	4.17	70.00	15.10	3	C-DIN/ANSI
		.594				*.194*	*.164*	*2.755*	*.594*		
UNC #10-24	24.0	17.00	.255 x .191	2B	**E87410-24**	6.50	4.83	80.00	17.00	3	C-DIN/ANSI
		.669				*.255*	*.190*	*3.149*	*.669*		
UNC 1/4-20	20.0	20.20	.318 x .238	2B	**E8741/4**	8.10	6.35	90.00	20.20	3	C-DIN/ANSI
		.795				*.318*	*.250*	*3.543*	*.795*		
UNC 5/16-18	18.0	20.00	.381 x .286	2B	**E8745/16**	9.70	7.94	100.00	22.80	3	C-DIN/ANSI
		.787				*.381*	*.312*	*3.937*	*.897*		
UNC 3/8-16	16.0	29.16	.381 x .286	2B	**E8743/8**	9.70	9.53	100.00	20.00	3	DIN/ANSI
		1.148				*.381*	*.375*	*3.937*	*.787*		
UNC 7/16-14	14.0	72.60	.323 x .242	2B	**E8747/16**	8.20	11.11	100.00	20.00	4	DIN/ANSI
		2.858				*.323*	*.437*	*3.937*	*.787*		
UNC 1/2-13	13.0	81.80	.367 x .275	2B	**E8741/2**	9.30	12.70	110.00	23.00	4	DIN/ANSI
		3.220				*.367*	*.500*	*4.330*	*.905*		
UNC 5/8-11	11.0	65.80	.480 x .360	2B	**E8745/8**	12.20	15.88	110.00	23.00	4	DIN/ANSI
		2.590				*.480*	*.625*	*4.330*	*.905*		
UNC 3/4-10	10.0	77.50	.590 x .442	2B	**E8743/4**	15.00	19.05	125.00	30.00	4	DIN/ANSI
		3.051				*.590*	*.750*	*4.921*	*1.181*		

O5 Q5 L253 PHD/PHDX L247 Q1 Q35

CoroTap™ 200 cutting tap with spiral point

Thread form: UNC

THCHT	B
THBTP	0
ULDR	2.5
CNSC	0
SUBSTRATE	HSS-PM
COATING	CoolTop

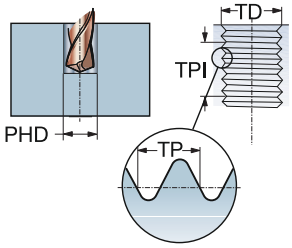

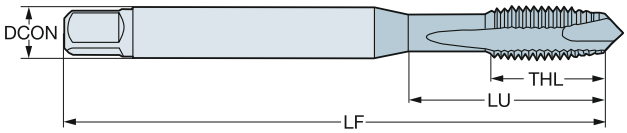

P
≤350HB

TDZ	TPI	LU	CZC_{MS}	TCTR	Ordering code	DCON	TD	LF	THL	NOF	BSG
						Dimensions, mm, inch					
UNC #6-32	32.0	17.50	3.55 x 2.80	2B	E0576-32	3.60	3.51	50.00	17.50	3	ISO 529
		.688				*.140*	*.137*	*1.968*	*.688*		
UNC #8-32	32.0	17.00	4.50 x 3.55	2B	E0578-32	4.50	4.17	53.00	9.50	3	ISO 529
		.669				*.177*	*.164*	*2.086*	*.374*		
UNC #10-24	24.0	20.00	5.00 x 4.00	2B	E05710-24	5.00	4.83	58.00	11.20	3	ISO 529
		.787				*.197*	*.190*	*2.283*	*.440*		
UNC 1/4-20	20.0	26.00	6.30 x 5.00	2B	E0571/4	6.30	6.35	66.00	13.20	3	ISO 529
		1.023				*.248*	*.250*	*2.598*	*.519*		
UNC 5/16-18	18.0	29.00	8.00 x 6.30	2B	E0575/16	8.00	7.94	72.00	16.30	3	ISO 529
		1.141				*.315*	*.312*	*2.834*	*.641*		
UNC 3/8-16	16.0	32.00	10.00 x 8.00	2B	E0573/8	10.00	9.53	80.00	18.10	3	ISO 529
		1.259				*.394*	*.375*	*3.149*	*.712*		
UNC 1/2-13	13.0	62.00	9.00 x 7.10	2B	E0571/2	9.00	12.70	89.00	22.50	3	ISO 529
		2.440				*.354*	*.500*	*3.503*	*.885*		
UNC 5/8-11	11.0	59.00	12.50 x 10.00	2B	E0575/8	12.50	15.88	102.00	24.50	3	ISO 529
		2.322				*.492*	*.625*	*4.015*	*.964*		
UNC 3/4-10	10.0	68.00	14.00 x 11.20	2B	E0573/4	14.00	19.05	112.00	29.50	4	ISO 529
		2.677				*.551*	*.750*	*4.409*	*1.161*		

O5 Q5 L253 PHD/PHDX L247 Q1 Q35

CoroTap™ 200 cutting tap with spiral point

Thread form: UNC

THCHT	B
THBTP	0
ULDR	3.0
CNSC	1
SUBSTRATE	HSS-E-PM
COATING	CoolTop

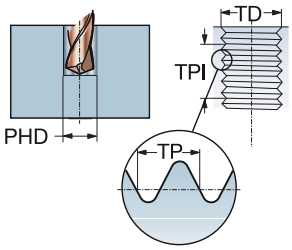

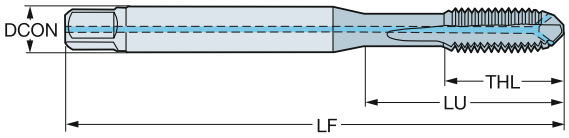

P
≤350HB

TDZ	TPI	LU	CZC_{MS}	TCTR	Ordering code	DCON	TD	LF	THL	NOF	BSG
						Dimensions, mm, inch					
UNC 1/4-20	20.0	24.59	.255 x .191	2BX	**EP29PA1/4**	6.50	6.35	80.00	15.00	3	DIN/ANSI
		.968				*.255*	*.250*	*3.149*	*.590*		
UNC 5/16-18	18.0	33.17	.318 x .238	2BX	**EP29PA5/16**	8.10	7.94	90.00	18.00	3	DIN/ANSI
		1.305				*.318*	*.312*	*3.543*	*.708*		
UNC 3/8-16	16.0	37.77	.381 x .286	2BX	**EP29PA3/8**	9.70	9.53	100.00	20.00	3	DIN/ANSI
		1.487				*.381*	*.375*	*3.937*	*.787*		
UNC 7/16-14	14.0	72.60	.323 x .242	2BX	**EP29PA7/16**	8.20	11.11	100.00	20.00	4	DIN/ANSI
		2.858				*.323*	*.437*	*3.937*	*.787*		
UNC 1/2-13	13.0	81.80	.367 x .275	2BX	**EP29PA1/2**	9.30	12.70	110.00	23.00	4	DIN/ANSI
		3.220				*.367*	*.500*	*4.330*	*.905*		
UNC 5/8-11	11.0	65.80	.480 x .360	2BX	**EP29PA5/8**	12.20	15.88	110.00	23.00	4	DIN/ANSI
		2.590				*.480*	*.625*	*4.330*	*.905*		
UNC 3/4-10	10.0	77.50	.590 x .442	2BX	**EP29PA3/4**	15.00	19.05	125.00	30.00	4	DIN/ANSI
		3.051				*.590*	*.750*	*4.921*	*1.181*		
UNC 7/8-9	9.0	90.90	.697 x .523	2BX	**EP29PA7/8**	17.70	22.23	140.00	34.00	4	DIN/ANSI
		3.578				*.697*	*.875*	*5.511*	*1.338*		
UNC 1"-8	8.0	95.40	.800 x .600	2BX	**EP29PA1**	20.30	25.40	160.00	35.99	4	DIN/ANSI
		3.755				*.800*	*1.000*	*6.299*	*1.417*		

O5 Q5 L253 PHD/PHDX L253 Q1 Q35

CoroTap™ 200 cutting tap with spiral point

Thread form: UNC

THCHT	B
THBTP	0
ULDR	3.0
CNSC	0
SUBSTRATE	HSS-E-PM
COATING	CoolTop

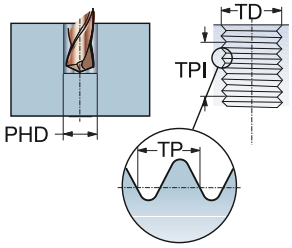

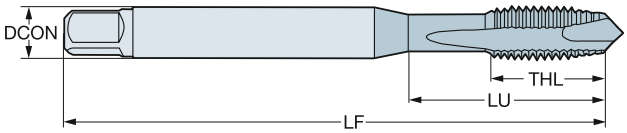

P
≤350HB

TDZ	TPI	LU	CZC_{MS}	TCTR	TCT	Ordering code	DCON	TD	LF	THL	NOF	BSG
							Dimensions, mm, inch					
UNC #2-56	56.0	11.99	.141 x .110	2B	H1	EP23PA2-56	3.60	2.18	45.00	7.01	2	DIN/ANSI
		.472					*.141*	*.085*	*1.771*	*.275*		
UNC #4-40	40.0	16.97	.141 x .110	2B	H2	EP23PA4-40	3.60	2.84	56.00	9.00	3	DIN/ANSI
		.668					*.141*	*.112*	*2.204*	*.354*		
UNC #5-40	40.0	17.74	.141 x .110	2B	H2	EP23PA5-40	3.60	3.18	56.00	9.00	3	DIN/ANSI
		.698					*.141*	*.125*	*2.204*	*.354*		
UNC #6-32	32.0	20.20	.141 x .110	2B	H3	EP23PA6-32	3.60	3.51	56.00	11.00	3	DIN/ANSI
		.795					*.141*	*.137*	*2.204*	*.433*		
UNC #8-32	32.0	21.18	.168 x .131	2B	H3	EP23PA8-32	4.30	4.17	63.00	13.00	3	DIN/ANSI
		.833					*.168*	*.164*	*2.480*	*.511*		
UNC #8-32	32.0	21.18	.168 x .131	2BX	H5	EP23PA8-32H5	4.30	4.17	63.00	12.99	3	DIN/ANSI
		.833					*.168*	*.164*	*2.480*	*.511*		
UNC #10-24	24.0	27.54	.194 x .152	2B	H3	EP23PA10-24	4.90	4.83	70.00	14.00	3	DIN/ANSI
		1.084					*.194*	*.190*	*2.755*	*.551*		
UNC 1/4-20	20.0	24.59	.255 x .191	3B	H3	EP23PA1/4	6.50	6.35	80.00	15.00	3	DIN/ANSI
		.968					*.255*	*.250*	*3.149*	*.590*		
UNC 1/4-20	20.0	24.59	.255 x .191	2B	H5	EP23PA1/4H5	6.50	6.35	80.00	15.00	3	DIN/ANSI
		.968					*.255*	*.250*	*3.149*	*.590*		
UNC 5/16-18	18.0	33.17	.318 x .238	3B	H3	EP23PA5/16	8.10	7.94	90.00	18.00	3	DIN/ANSI
		1.305					*.318*	*.312*	*3.543*	*.708*		
UNC 5/16-18	18.0	33.17	.318 x .238	2B	H5	EP23PA5/16H5	8.10	7.94	90.00	18.00	3	DIN/ANSI
		1.305					*.318*	*.312*	*3.543*	*.708*		
UNC 3/8-16	16.0	37.77	.381 x .286	3B	H3	EP23PA3/8	9.70	9.53	100.00	20.00	3	DIN/ANSI
		1.487					*.381*	*.375*	*3.937*	*.787*		
UNC 3/8-16	16.0	37.77	.381 x .286	2B	H5	EP23PA3/8H5	9.70	9.53	100.00	20.00	3	DIN/ANSI
		1.487					*.381*	*.375*	*3.937*	*.787*		
UNC 7/16-14	14.0	72.60	.323 x .242	3B	H3	EP23PA7/16	8.20	11.11	100.00	20.00	4	DIN/ANSI
		2.858					*.323*	*.437*	*3.937*	*.787*		
UNC 1/2-13	13.0	81.80	.367 x .275	3B	H3	EP23PA1/2	9.30	12.70	110.00	23.00	4	DIN/ANSI
		3.220					*.367*	*.500*	*4.330*	*.905*		
UNC 1/2-13	13.0	81.80	.367 x .275	2B	H5	EP23PA1/2H5	9.30	12.70	110.00	23.00	4	DIN/ANSI
		3.220					*.367*	*.500*	*4.330*	*.905*		
UNC 5/8-11	11.0	65.80	.480 x .360	3B	H3	EP23PA5/8	12.20	15.88	110.00	23.00	4	DIN/ANSI
		2.590					*.480*	*.625*	*4.330*	*.905*		
UNC 5/8-11	11.0	65.80	.480 x .360	2B	H5	EP23PA5/8H5	12.20	15.88	110.00	23.00	4	DIN/ANSI
		2.590					*.480*	*.625*	*4.330*	*.905*		
UNC 3/4-10	10.0	77.50	.590 x .442	3B	H3	EP23PA3/4	15.00	19.05	125.00	30.00	4	DIN/ANSI
		3.051					*.590*	*.750*	*4.921*	*1.181*		
UNC 3/4-10	10.0	77.50	.590 x .442	2B	H5	EP23PA3/4H5	15.00	19.05	125.00	30.00	4	DIN/ANSI
		3.051					*.590*	*.750*	*4.921*	*1.181*		
UNC 7/8-9	9.0	92.50	.697 x .523	3B	H4	EP23PA7/8	17.70	22.23	140.00	34.00	4	DIN/ANSI
		3.641					*.697*	*.875*	*5.511*	*1.338*		
UNC 1"-8	8.0	95.40	.800 x .600	3B	H4	EP23PA1	20.30	25.40	160.00	35.99	4	DIN/ANSI
		3.755					*.800*	*1.000*	*6.299*	*1.417*		

O5 Q5 L253 PHD/PHDX L247 Q1 Q35

CoroTap™ 200 cutting tap with spiral point

Thread form: UNC

THCHT	B
THBTP	0
ULDR	2.5
CNSC	0
SUBSTRATE	HSS-PM
COATING	ST

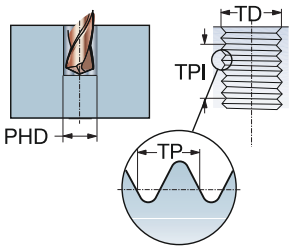

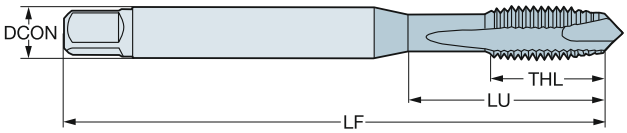

M

TDZ	TPI	LU	CZC_{MS}	TCTR	Ordering code	DCON	TD	LF	THL	NOF	BSG
						Dimensions, mm, inch					
UNC #4-40	40.0	15.50	3.15 x 2.50	2B	**E0554-40**	3.20	2.84	48.00	15.50	3	ISO 529
		.610				*.124*	*.112*	*1.889*	*.610*		
UNC #6-32	32.0	17.50	3.55 x 2.80	2B	**E0556-32**	3.60	3.51	50.00	17.50	3	ISO 529
		.688				*.140*	*.137*	*1.968*	*.688*		
UNC #8-32	32.0	17.00	4.50 x 3.55	2B	**E0558-32**	4.50	4.17	53.00	9.50	3	ISO 529
		.669				*.177*	*.164*	*2.086*	*.374*		
UNC #10-24	24.0	20.00	5.00 x 4.00	2B	**E05510-24**	5.00	4.83	58.00	11.20	3	ISO 529
		.787				*.197*	*.190*	*2.283*	*.440*		
UNC 1/4-20	20.0	26.00	6.30 x 5.00	2B	**E0551/4**	6.30	6.35	66.00	13.20	3	ISO 529
		1.023				*.248*	*.250*	*2.598*	*.519*		
UNC 5/16-18	18.0	29.00	8.00 x 6.30	2B	**E0555/16**	8.00	7.94	72.00	16.30	3	ISO 529
		1.141				*.315*	*.312*	*2.834*	*.641*		
UNC 3/8-16	16.0	32.00	10.00 x 8.00	2B	**E0553/8**	10.00	9.53	80.00	18.10	3	ISO 529
		1.259				*.394*	*.375*	*3.149*	*.712*		
UNC 1/2-13	13.0	62.00	9.00 x 7.10	2B	**E0551/2**	9.00	12.70	89.00	22.50	4	ISO 529
		2.440				*.354*	*.500*	*3.503*	*.885*		
UNC 5/8-11	11.0	59.00	12.50 x 10.00	2B	**E0555/8**	12.50	15.88	102.00	24.50	4	ISO 529
		2.322				*.492*	*.625*	*4.015*	*.964*		
UNC 3/4-10	10.0	68.00	14.00 x 11.20	2B	**E0553/4**	14.00	19.05	112.00	29.50	4	ISO 529
		2.677				*.551*	*.750*	*4.409*	*1.161*		

O5 Q5 L253 PHD/PHDX L247 Q1 Q35

CoroTap™ 200 cutting tap with spiral point

Thread form: UNC

THCHT	B
THBTP	0
ULDR	2.5
CNSC	0
SUBSTRATE	HSS-PM
COATING	SmoothTop

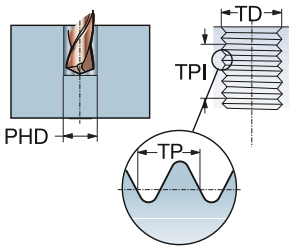

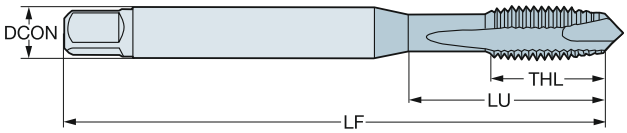

M

TDZ	TPI	LU	CZC_{MS}	TCTR	Ordering code	DCON	TD	LF	THL	NOF	BSG
						Dimensions, mm, inch					
UNC #4-40	40.0	15.47	.141 x .110	2B	**E8724-40**	3.60	2.84	56.00	9.00	3	DIN/ANSI
		.609				*.141*	*.112*	*2.204*	*.354*		
UNC #6-32	32.0	15.08	.141 x .110	2B	**E8726-32**	3.60	3.51	56.00	11.00	3	DIN/ANSI
		.593				*.141*	*.137*	*2.204*	*.433*		
UNC #8-32	32.0	16.58	.168 x .131	2B	**E8728-32**	4.30	4.17	63.00	13.00	3	DIN/ANSI
		.652				*.168*	*.164*	*2.480*	*.511*		
UNC #10-24	24.0	21.42	.194 x .152	2B	**E87210-24**	4.90	4.83	70.00	14.00	3	DIN/ANSI
		.843				*.194*	*.190*	*2.755*	*.551*		
UNC 1/4-20	20.0	25.59	.255 x .191	2B	**E8721/4**	6.50	6.35	80.00	15.00	3	DIN/ANSI
		1.007				*.255*	*.250*	*3.149*	*.590*		
UNC 5/16-18	18.0	30.20	.318 x .238	2B	**E8725/16**	8.10	7.94	90.00	18.00	3	DIN/ANSI
		1.189				*.318*	*.312*	*3.543*	*.708*		
UNC 3/8-16	16.0	32.80	.381 x .286	2B	**E8723/8**	9.70	9.53	100.00	20.00	3	DIN/ANSI
		1.291				*.381*	*.375*	*3.937*	*.787*		
UNC 7/16-14	14.0	72.60	.323 x .242	2B	**E8727/16**	8.20	11.11	100.00	20.00	4	DIN/ANSI
		2.858				*.323*	*.437*	*3.937*	*.787*		
UNC 1/2-13	13.0	81.80	.367 x .275	2B	**E8721/2**	9.30	12.70	110.00	23.00	4	DIN/ANSI
		3.220				*.367*	*.500*	*4.330*	*.905*		
UNC 5/8-11	11.0	65.80	.480 x .360	2B	**E8725/8**	12.20	15.88	110.00	23.00	4	DIN/ANSI
		2.590				*.480*	*.625*	*4.330*	*.905*		
UNC 3/4-10	10.0	77.50	.590 x .442	2B	**E8723/4**	15.00	19.05	125.00	30.00	4	DIN/ANSI
		3.051				*.590*	*.750*	*4.921*	*1.181*		
UNC 7/8-9	9.0	90.90	.697 x .523	2B	**E8727/8**	17.70	22.23	140.00	34.00	4	DIN/ANSI
		3.578				*.697*	*.875*	*5.511*	*1.338*		

O5 Q5 L253 PHD/PHDX L247 Q1 Q35

CoroTap™ 200 cutting tap with spiral point

Thread form: UNC

THCHT	B
THBTP	0
ULDR	3.0
CNSC	0
SUBSTRATE	HSS-E-PM

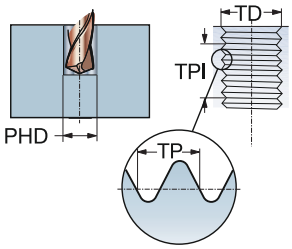

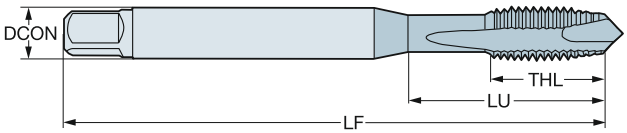

N

TDZ	TPI	LU	CZC_{MS}	TCTR	Ordering code	DCON	TD	LF	THL	NOF	BSG
						Dimensions, mm, inch					
UNC #4-40	40.0	15.47	.141 x .110	2B	**E8764-40**	3.60	2.84	56.00	9.00	2	DIN/ANSI
		.609				*.141*	*.112*	*2.204*	*.354*		
UNC #6-32	32.0	15.08	.141 x .110	2B	**E8766-32**	3.60	3.51	56.00	11.00	2	DIN/ANSI
		.593				*.141*	*.137*	*2.204*	*.433*		
UNC #8-32	32.0	16.58	.168 x .131	2B	**E8768-32**	4.30	4.17	63.00	13.00	2	DIN/ANSI
		.652				*.168*	*.164*	*2.480*	*.511*		
UNC #10-24	24.0	21.42	.194 x .152	2B	**E87610-24**	4.90	4.83	70.00	14.00	2	DIN/ANSI
		.843				*.194*	*.190*	*2.755*	*.551*		
UNC 1/4-20	20.0	25.59	.255 x .191	2B	**E8761/4**	6.50	6.35	80.00	15.00	3	DIN/ANSI
		1.007				*.255*	*.250*	*3.149*	*.590*		
UNC 5/16-18	18.0	30.20	.318 x .238	2B	**E8765/16**	8.10	7.94	90.00	18.00	3	DIN/ANSI
		1.189				*.318*	*.312*	*3.543*	*.708*		
UNC 3/8-16	16.0	32.80	.381 x .286	2B	**E8763/8**	9.70	9.53	100.00	20.00	3	DIN/ANSI
		1.291				*.381*	*.375*	*3.937*	*.787*		
UNC 7/16-14	14.0	72.60	.323 x .242	2B	**E8767/16**	8.20	11.11	100.00	20.00	3	DIN/ANSI
		2.858				*.323*	*.437*	*3.937*	*.787*		
UNC 1/2-13	13.0	81.80	.367 x .275	2B	**E8761/2**	9.30	12.70	110.00	23.00	3	DIN/ANSI
		3.220				*.367*	*.500*	*4.330*	*.905*		

O5 Q5 L253 PHD/PHDX L247 Q1 Q35

CoroTap™ 200 cutting tap with spiral point

Thread form: UNC

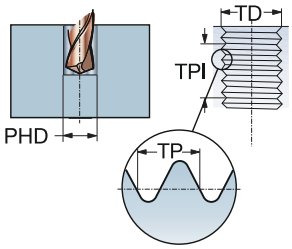

THCHT	B
THBTP	1
ULDR	2.0
TCTR	3BX
CNSC	0

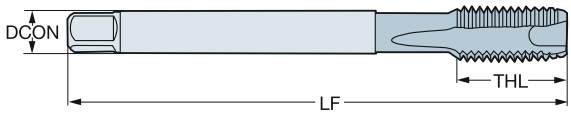

TDZ	TPI	LU	CZC_{MS}	Ordering code	S D115	Dimensions, mm, inch DCON	TD	LF	THL	NOF	BSG
UNC #4-40	40.0	14.20	.141 x .110	T200-SD100AE-4-40	☆	3.60	2.84	55.92	14.20	3	DIN/ANSI
		.559				*.141*	*.112*	*2.201*	*.559*		
UNC #6-32	32.0	17.50	.141 x .110	T200-SD100AE-6-32	☆	3.60	3.51	55.28	17.50	3	DIN/ANSI
		.688				*.141*	*.137*	*2.176*	*.688*		
UNC #8-32	32.0	20.80	.168 x .131	T200-SD100AE-8-32	☆	4.30	4.17	62.65	20.80	3	DIN/ANSI
		.818				*.168*	*.164*	*2.466*	*.818*		
UNC #10-24	24.0	24.10	.194 x .152	T200-SD100AE-10-24	☆	4.90	4.83	69.71	24.10	3	DIN/ANSI
		.948				*.194*	*.190*	*2.744*	*.948*		
UNC 1/4-20	20.0	31.80	.255 x .191	T200-SD100AE-1/4	☆	6.50	6.35	79.03	31.80	3	DIN/ANSI
		1.251				*.255*	*.250*	*3.111*	*1.251*		
UNC 5/16-18	18.0	39.70	.323 x .242	T200-SD100AE-5/16	☆	8.20	7.94	89.12	39.70	3	DIN/ANSI
		1.562				*.323*	*.312*	*3.508*	*1.562*		
UNC 3/8-16	16.0	47.60	.381 x .286	T200-SD100AE-3/8	☆	9.70	9.53	99.21	47.60	3	DIN/ANSI
		1.874				*.381*	*.375*	*3.905*	*1.874*		
UNC 7/16-14	14.0	72.60	.323 x .242	T200-SD100AE-7/16	☆	8.20	11.11	100.00	20.00	4	DIN/ANSI
		2.858				*.323*	*.437*	*3.937*	*.787*		
UNC 1/2-13	13.0	81.80	.367 x .275	T200-SD100AE-1/2	☆	9.30	12.70	110.00	23.00	4	DIN/ANSI
		3.220				*.367*	*.500*	*4.330*	*.905*		
UNC 5/8-11	11.0	65.80	.480 x .360	T200-SD100AE-5/8	☆	12.20	15.88	110.00	23.00	4	DIN/ANSI
		2.590				*.480*	*.625*	*4.330*	*.905*		
UNC 3/4-10	10.0	77.50	.590 x .442	T200-SD100AE-3/4	☆	15.00	19.05	125.00	30.00	4	DIN/ANSI
		3.051				*.590*	*.750*	*4.921*	*1.181*		

O5 Q5 L253 PHD/PHDX L247 Q1 Q35 Q34

CoroTap™ 200 cutting tap with spiral point

Thread form: UNJC

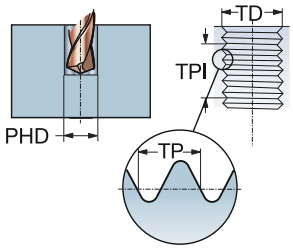

THCHT	B
THBTP	1
ULDR	2.0
TCTR	3BX
CNSC	0

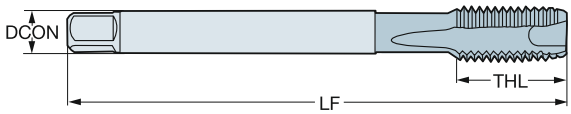

TDZ	TPI	LU	CZC_{MS}	Ordering code	S	D115	Dimensions, mm, inch DCON	TD	LF	THL	NOF	BSG
UNJC #4-40	40.0	14.20	.141 x .110	T200-SD100AH-4-40		☆	3.60	2.84	55.92	14.20	3	DIN/ANSI
		.559					*.141*	*.112*	*2.201*	*.559*		
UNJC #6-32	32.0	17.50	.141 x .110	T200-SD100AH-6-32		☆	3.60	3.51	55.28	17.50	3	DIN/ANSI
		.688					*.141*	*.137*	*2.176*	*.688*		
UNJC #8-32	32.0	20.80	.168 x .131	T200-SD100AH-8-32		☆	4.30	4.17	62.65	20.80	3	DIN/ANSI
		.818					*.168*	*.164*	*2.466*	*.818*		

O5 Q5 L253 PHD/PHDX L247 Q1 Q35 Q34

CoroTap™ 200 cutting tap with spiral point

Thread form: UNC

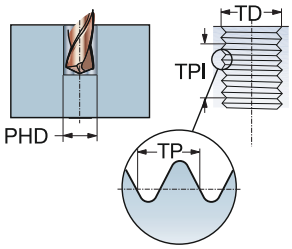

THCHT	B
THBTP	1
ULDR	2.5
TCTR	2B
CNSC	0

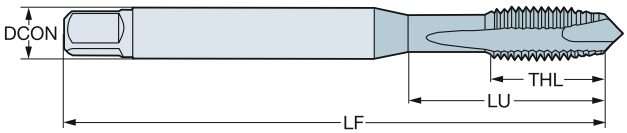

TDZ	TPI	LU	CZC_{MS}	Ordering code	P						M				K						N				S				Dimensions, mm, inch					
					B110	B145	B150	C110	C145	C150	B110	B145	C110	C145	B110	B145	B150	C110	C145	C150	B110	B150	C110	C150	B110	B150	C110	C150	DCON	TD	LF	THL	NOF	BSG
UNC #4-40	40.0	18.00	3.50 x 2.70	T200-XM100DE-4-40				☆	☆	☆			☆	☆				☆	☆	☆			☆	☆			☆	☆	3.50	2.84	56.00	8.50	3	DIN 2184-1
		.708																											.138	.112	2.204	.334		
UNC #5-40	40.0	18.00	3.50 x 2.70	T200-XM100DE-5-40				☆	☆	☆			☆	☆				☆	☆	☆			☆	☆			☆	☆	3.50	3.18	56.00	9.50	3	DIN 2184-1
		.708																											.138	.125	2.204	.374		
UNC #6-32	32.0	20.00	4.00 x 3.00	T200-XM100DE-6-32				☆	☆	☆			☆	☆				☆	☆	☆			☆	☆			☆	☆	4.00	3.51	56.00	10.40	3	DIN 2184-1
		.787																											.157	.137	2.204	.409		
UNC #8-32	32.0	21.00	4.50 x 3.40	T200-XM100DE-8-32				☆	☆	☆			☆	☆				☆	☆	☆			☆	☆			☆	☆	4.50	4.17	63.00	11.40	3	DIN 2184-1
		.826																											.177	.164	2.480	.448		
UNC #10-24	24.0	25.00	6.00 x 4.90	T200-XM100DE-10-24				☆	☆	☆			☆	☆				☆	☆	☆			☆	☆			☆	☆	6.00	4.83	70.00	13.00	3	DIN 2184-1
		.984																											.236	.190	2.755	.511		
UNC #12-24	24.0	30.00	6.00 x 4.90	T200-XM100DE-12-24				☆	☆	☆			☆	☆				☆	☆	☆			☆	☆			☆	☆	6.00	5.49	80.00	15.00	3	DIN 2184-1
		1.181																											.236	.215	3.149	.590		
UNC 1/4-20	20.0	30.00	7.00 x 5.50	T200-XM100DE-1/4				☆	☆	☆			☆	☆				☆	☆	☆			☆	☆			☆	☆	7.00	6.35	80.00	14.10	3	DIN 2184-1
		1.181																											.276	.250	3.149	.555		
UNC 5/16-18	18.0	35.00	8.00 x 6.20	T200-XM100DE-5/16				☆	☆	☆			☆	☆				☆	☆	☆			☆	☆			☆	☆	8.00	7.94	90.00	17.40	3	DIN 2184-1
		1.377																											.315	.312	3.543	.685		
UNC 3/8-16	16.0	39.00	10.00 x 8.00	T200-XM100DE-3/8				☆	☆	☆			☆	☆				☆	☆	☆			☆	☆			☆	☆	10.00	9.53	100.00	18.90	3	DIN 2184-1
		1.535																											.394	.375	3.937	.744		
UNC 7/16-14	14.0	76.00	8.00 x 6.20	T200-XM101DE-7/16				☆	☆	☆			☆	☆				☆	☆	☆			☆	☆			☆	☆	8.00	11.11	100.00	20.00	3	DIN 2184-1
		2.992																											.315	.437	3.937	.787		
UNC 1/2-13	13.0	83.00	9.00 x 7.00	T200-XM101DE-1/2				☆	☆	☆			☆	☆				☆	☆	☆			☆	☆			☆	☆	9.00	12.70	110.00	23.00	3	DIN 2184-1
		3.267																											.354	.500	4.330	.905		
UNC 5/8-11	11.0	68.00	12.00 x 9.00	T200-XM101DE-5/8				☆	☆	☆			☆	☆				☆	☆	☆			☆	☆			☆	☆	12.00	15.88	110.00	25.00	3	DIN 2184-1
		2.677																											.472	.625	4.330	.984		
UNC 3/4-10	10.0	81.00	14.00 x 11.00	T200-XM101DE-3/4	☆	☆	☆				☆	☆			☆	☆	☆				☆	☆			☆	☆			14.00	19.05	125.00	30.00	4	DIN 2184-1
		3.188																											.551	.750	4.921	1.181		
UNC 7/8-9	9.0	93.00	18.00 x 14.50	T200-XM101DE-7/8	☆	☆	☆				☆	☆			☆	☆	☆				☆	☆			☆	☆			18.00	22.23	140.00	34.00	4	DIN 2184-1
		3.661																											.709	.875	5.511	1.338		
UNC 1"-8	8.0	113.00	18.00 x 14.50	T200-XM101DE-1	☆	☆	☆				☆	☆			☆	☆	☆				☆	☆			☆	☆			18.00	25.40	160.00	38.00	4	DIN 2184-1
		4.448																											.709	1.000	6.299	1.496		

O5 Q5 L253 PHD/PHDX L247 Q1 Q35 Q34

CoroTap™ 200 cutting tap with spiral point

Thread form: UNC

THCHT	B
THBTP	0
ULDR	2.5
CNSC	0
SUBSTRATE	HSS-PM

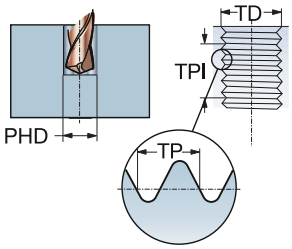

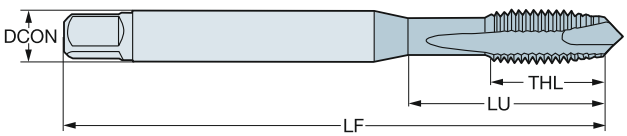

P K N S

TDZ	TPI	LU	CZC_{MS}	TCTR	Ordering code	DCON	TD	LF	THL	NOF	BSG
						Dimensions, mm, inch					
UNC #2-56	56.0	9.50	2.80 x 2.24	2B	**E0202-56**	2.80	2.18	44.50	9.50	2	ISO 529
		.374				*.110*	*.085*	*1.751*	*.374*		
UNC #4-40	40.0	15.50	3.15 x 2.50	2B	**E0204-40**	3.20	2.84	48.00	15.50	3	ISO 529
		.610				*.124*	*.112*	*1.889*	*.610*		
UNC #5-40	40.0	17.60	3.15 x 2.50	2B	**E0205-40**	3.20	3.18	48.00	17.60	3	ISO 529
		.692				*.124*	*.125*	*1.889*	*.692*		
UNC #6-32	32.0	17.50	3.55 x 2.80	2B	**E0206-32**	3.60	3.51	50.00	17.50	3	ISO 529
		.688				*.140*	*.137*	*1.968*	*.688*		
UNC #8-32	32.0	17.00	4.50 x 3.55	2B	**E0208-32**	4.50	4.17	53.00	9.50	3	ISO 529
		.669				*.177*	*.164*	*2.086*	*.374*		
UNC #10-24	24.0	20.00	5.00 x 4.00	2B	**E02010-24**	5.00	4.83	58.00	11.20	3	ISO 529
		.787				*.197*	*.190*	*2.283*	*.440*		
UNC #12-24	24.0	21.00	5.60 x 4.50	2B	**E02012-24**	5.60	5.49	62.00	12.20	3	ISO 529
		.826				*.220*	*.215*	*2.440*	*.480*		
UNC 1/4-20	20.0	26.00	6.30 x 5.00	2B	**E0201/4**	6.30	6.35	66.00	13.20	3	ISO 529
		1.023				*.248*	*.250*	*2.598*	*.519*		
UNC 5/16-18	18.0	29.00	8.00 x 6.30	2B	**E0205/16**	8.00	7.94	72.00	16.30	3	ISO 529
		1.141				*.315*	*.312*	*2.834*	*.641*		
UNC 3/8-16	16.0	32.00	10.00 x 8.00	2B	**E0203/8**	10.00	9.53	80.00	18.10	3	ISO 529
		1.259				*.394*	*.375*	*3.149*	*.712*		
UNC 7/16-14	14.0	61.00	8.00 x 6.30	2B	**E0207/16**	8.00	11.11	85.00	19.50	3	ISO 529
		2.401				*.315*	*.437*	*3.346*	*.767*		
UNC 1/2-13	13.0	62.00	9.00 x 7.10	2B	**E0201/2**	9.00	12.70	89.00	22.50	3	ISO 529
		2.440				*.354*	*.500*	*3.503*	*.885*		
UNC 5/8-11	11.0	59.00	12.50 x 10.00	2B	**E0205/8**	12.50	15.88	102.00	24.50	3	ISO 529
		2.322				*.492*	*.625*	*4.015*	*.964*		
UNC 3/4-10	10.0	68.00	14.00 x 11.20	2B	**E0203/4**	14.00	19.05	112.00	29.50	4	ISO 529
		2.677				*.551*	*.750*	*4.409*	*1.161*		
UNC 7/8-9	9.0	72.00	16.00 x 12.50	2B	**E0207/8**	16.00	22.23	118.00	29.50	4	ISO 529
		2.834				*.630*	*.875*	*4.645*	*1.161*		
UNC 1"-8	8.0	82.00	18.00 x 14.00	2B	**E0201**	18.00	25.40	130.00	35.50	4	ISO 529
		3.228				*.709*	*1.000*	*5.118*	*1.397*		

O5 Q5 L253 PHD/PHDX L247 Q1 Q35

CoroTap™ 200 cutting tap with spiral point

Thread form: UNC

THCHT	B
THBTP	0
ULDR	2.5
CNSC	0
SUBSTRATE	HSS-PM
COATING	ST

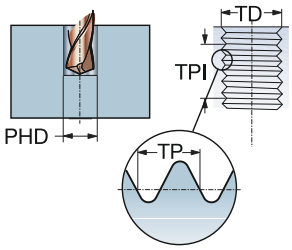

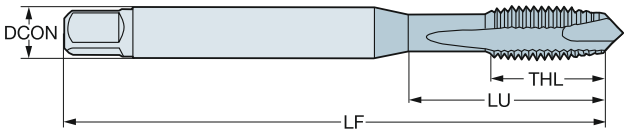

P M K

TDZ	TPI	LU	CZC_{MS}	TCTR	Ordering code	DCON	TD	LF	THL	NOF	BSG
						Dimensions, mm, inch					
UNC #2-56	56.0	9.50	2.80 x 2.24	2B	**E0212-56**	2.80	2.18	44.50	9.50	2	ISO 529
		.374				*.110*	*.085*	*1.751*	*.374*		
UNC #4-40	40.0	15.50	3.15 x 2.50	2B	**E0214-40**	3.20	2.84	48.00	15.50	3	ISO 529
		.610				*.124*	*.112*	*1.889*	*.610*		
UNC #5-40	40.0	17.60	3.15 x 2.50	2B	**E0215-40**	3.20	3.18	48.00	17.60	3	ISO 529
		.692				*.124*	*.125*	*1.889*	*.692*		
UNC #6-32	32.0	17.50	3.55 x 2.80	2B	**E0216-32**	3.60	3.51	50.00	17.50	3	ISO 529
		.688				*.140*	*.137*	*1.968*	*.688*		
UNC #8-32	32.0	17.00	4.50 x 3.55	2B	**E0218-32**	4.50	4.17	53.00	9.50	3	ISO 529
		.669				*.177*	*.164*	*2.086*	*.374*		
UNC #10-24	24.0	20.00	5.00 x 4.00	2B	**E02110-24**	5.00	4.83	58.00	11.20	3	ISO 529
		.787				*.197*	*.190*	*2.283*	*.440*		
UNC #12-24	24.0	21.00	5.60 x 4.50	2B	**E02112-24**	5.60	5.49	62.00	12.20	3	ISO 529
		.826				*.220*	*.215*	*2.440*	*.480*		
UNC 1/4-20	20.0	26.00	6.30 x 5.00	2B	**E0211/4**	6.30	6.35	66.00	13.20	3	ISO 529
		1.023				*.248*	*.250*	*2.598*	*.519*		
UNC 5/16-18	18.0	29.00	8.00 x 6.30	2B	**E0215/16**	8.00	7.94	72.00	16.30	3	ISO 529
		1.141				*.315*	*.312*	*2.834*	*.641*		
UNC 3/8-16	16.0	32.00	10.00 x 8.00	2B	**E0213/8**	10.00	9.53	80.00	18.10	3	ISO 529
		1.259				*.394*	*.375*	*3.149*	*.712*		
UNC 7/16-14	14.0	61.00	8.00 x 6.30	2B	**E0217/16**	8.00	11.11	85.00	19.50	3	ISO 529
		2.401				*.315*	*.437*	*3.346*	*.767*		
UNC 1/2-13	13.0	62.00	9.00 x 7.10	2B	**E0211/2**	9.00	12.70	89.00	22.50	3	ISO 529
		2.440				*.354*	*.500*	*3.503*	*.885*		
UNC 5/8-11	11.0	59.00	12.50 x 10.00	2B	**E0215/8**	12.50	15.88	102.00	24.50	3	ISO 529
		2.322				*.492*	*.625*	*4.015*	*.964*		
UNC 3/4-10	10.0	68.00	14.00 x 11.20	2B	**E0213/4**	14.00	19.05	112.00	29.50	4	ISO 529
		2.677				*.551*	*.750*	*4.409*	*1.161*		
UNC 7/8-9	9.0	72.00	16.00 x 12.50	2B	**E0217/8**	16.00	22.23	118.00	29.50	4	ISO 529
		2.834				*.630*	*.875*	*4.645*	*1.161*		
UNC 1"-8	8.0	82.00	18.00 x 14.00	2B	**E0211**	18.00	25.40	130.00	35.50	4	ISO 529
		3.228				*.709*	*1.000*	*5.118*	*1.397*		

O5 Q5 L253 PHD/PHDX L247 Q1 Q35

CoroTap™ 200 cutting tap with spiral point

Thread form: UNC

THCHT	B
THBTP	0
ULDR	2.5
CNSC	0
SUBSTRATE	HSS-PM

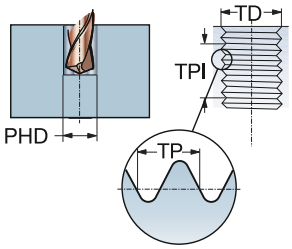

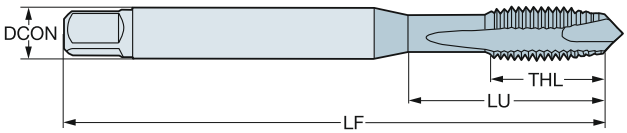

P K N S

TDZ	TPI	LU	CZC_{MS}	TCTR	TCT	Ordering code	DCON	TD	LF	THL	NOF	BSG
							Dimensions, mm, inch					
UNC #6-32	32.0	15.08	.141 x .110	3B	H2	**E0256-32**	3.60	3.51	50.80	7.90	2	ANSI
		.593					*.141*	*.137*	*2.000*	*.311*		
UNC #8-32	32.0	16.58	.168 x .131	3B	H2	**E0258-32**	4.30	4.17	53.98	7.90	2	ANSI
		.652					*.168*	*.164*	*2.125*	*.311*		
UNC #10-24	24.0	21.42	.194 x .152	2B	H3	**E02510-24**	4.90	4.83	60.33	12.70	2	ANSI
		.843					*.194*	*.190*	*2.375*	*.500*		
UNC #12-24	24.0	22.47	.220 x .165	2B	H3	**E02512-24**	5.60	5.49	60.33	12.70	2	ANSI
		.884					*.220*	*.215*	*2.375*	*.500*		
UNC 1/4-20	20.0	25.59	.255 x .191	3B	H3	**E0251/4**	6.50	6.35	63.50	15.30	2	ANSI
		1.007					*.255*	*.250*	*2.500*	*.602*		
UNC 1/4-20	20.0	25.59	.255 x .191	3B	H3	**E0251/43FL**	6.50	6.35	63.50	15.30	3	ANSI
		1.007					*.255*	*.250*	*2.500*	*.602*		
UNC 5/16-18	18.0	30.20	.318 x .238	3B	H3	**E0255/16**	8.10	7.94	69.06	18.20	2	ANSI
		1.189					*.318*	*.312*	*2.718*	*.716*		
UNC 5/16-18	18.0	30.20	.318 x .238	3B	H3	**E0255/163FL**	8.10	7.94	69.06	18.20	3	ANSI
		1.189					*.318*	*.312*	*2.718*	*.716*		
UNC 3/8-16	16.0	32.80	.381 x .286	3B	H3	**E0253/8**	9.70	9.53	74.61	19.10	2	ANSI
		1.291					*.381*	*.375*	*2.937*	*.751*		
UNC 3/8-16	16.0	32.80	.381 x .286	3B	H3	**E0253/83FL**	9.70	9.53	74.61	19.10	3	ANSI
		1.291					*.381*	*.375*	*2.937*	*.751*		
UNC 7/16-14	14.0	52.77	.323 x .242	3B	H3	**E0257/16**	8.20	11.11	80.17	23.00	3	ANSI
		2.077					*.323*	*.437*	*3.156*	*.905*		
UNC 1/2-13	13.0	57.53	.367 x .275	3B	H3	**E0251/2**	9.30	12.70	85.73	23.00	2	ANSI
		2.264					*.367*	*.500*	*3.375*	*.905*		
UNC 1/2-13	13.0	57.53	.367 x .275	3B	H3	**E0251/23FL**	9.30	12.70	85.73	23.00	3	ANSI
		2.264					*.367*	*.500*	*3.375*	*.905*		
UNC 9/16-12	12.0	61.58	.429 x .322	3B	H3	**E0259/16**	10.90	14.29	91.28	25.00	3	ANSI
		2.424					*.429*	*.562*	*3.593*	*.984*		
UNC 5/8-11	11.0	52.64	.480 x .360	3B	H3	**E0255/8**	12.20	15.88	96.84	25.00	3	ANSI
		2.072					*.480*	*.625*	*3.812*	*.984*		
UNC 3/4-10	10.0	60.45	.590 x .442	2B	H4	**E0253/4**	15.00	19.05	107.95	29.50	3	ANSI
		2.379					*.590*	*.750*	*4.250*	*1.161*		
UNC 7/8-9	9.0	69.96	.697 x .523	3B	H4	**E0257/8**	17.70	22.23	119.06	29.50	3	ANSI
		2.754					*.697*	*.875*	*4.687*	*1.161*		
UNC 1"-8	8.0	67.08	.800 x .600	3B	H4	**E0251**	20.30	25.40	130.18	35.50	3	ANSI
		2.640					*.800*	*1.000*	*5.125*	*1.397*		

O5 Q5 L253 PHD/PHDX L247 Q1 Q35

CoroTap™ 200 cutting tap with spiral point

Thread form: UNC

THCHT	B
THBTP	0
ULDR	2.5
CNSC	0
SUBSTRATE	HSS-PM
COATING	ST

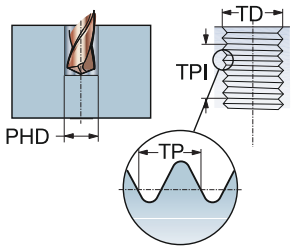

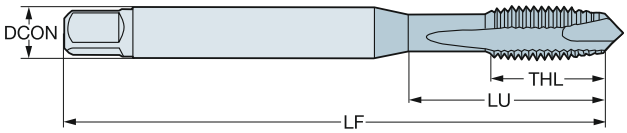

P M K

TDZ	TPI	LU	CZC_{MS}	TCTR	TCT	Ordering code	DCON	TD	LF	THL	NOF	BSG
							Dimensions, mm, inch					
UNC #2-56	56.0	8.90	.141 x .110	3B	H2	E0262-56	3.60	2.18	44.50	8.00	2	ANSI
		.350					.141	.085	1.751	.314		
UNC #4-40	40.0	12.50	.141 x .110	2B	H2	E0264-40	3.60	2.84	47.63	12.50	2	ANSI
		.492					.141	.112	1.875	.492		
UNC #5-40	40.0	13.30	.141 x .110	2B	H2	E0265-40	3.60	3.18	49.21	13.30	2	ANSI
		.523					.141	.125	1.937	.523		
UNC #6-32	32.0	15.08	.141 x .110	3B	H2	E0266-32	3.60	3.51	50.80	7.90	2	ANSI
		.593					.141	.137	2.000	.311		
UNC #8-32	32.0	16.58	.168 x .131	3B	H2	E0268-32	4.30	4.17	53.98	7.90	2	ANSI
		.652					.168	.164	2.125	.311		
UNC #10-24	24.0	21.42	.194 x .152	2B	H3	E02610-24	4.90	4.83	60.33	12.70	2	ANSI
		.843					.194	.190	2.375	.500		
UNC #12-24	24.0	22.47	.220 x .165	2B	H3	E02612-24	5.60	5.49	60.33	12.70	2	ANSI
		.884					.220	.215	2.375	.500		
UNC 1/4-20	20.0	25.59	.255 x .191	3B	H3	E0261/4	6.50	6.35	63.50	15.30	2	ANSI
		1.007					.255	.250	2.500	.602		
UNC 1/4-20	20.0	25.59	.255 x .191	3B	H3	E0261/43FL	6.50	6.35	63.50	15.30	3	ANSI
		1.007					.255	.250	2.500	.602		
UNC 1/4-20	20.0	25.59	.255 x .191	2B	H11	E0261/4H11	6.50	6.35	63.50	15.30	3	ANSI
		1.007					.255	.250	2.500	.602		
UNC 5/16-18	18.0	30.20	.318 x .238	3B	H3	E0265/16	8.10	7.94	69.06	18.20	2	ANSI
		1.189					.318	.312	2.718	.716		
UNC 5/16-18	18.0	30.20	.318 x .238	3B	H3	E0265/163FL	8.10	7.94	69.06	18.20	3	ANSI
		1.189					.318	.312	2.718	.716		
UNC 5/16-18	18.0	30.20	.318 x .238	2B	H11	E0265/16H11	8.10	7.94	69.06	18.20	3	ANSI
		1.189					.318	.312	2.718	.716		
UNC 3/8-16	16.0	32.80	.381 x .286	3B	H3	E0263/8	9.70	9.53	74.61	19.10	2	ANSI
		1.291					.381	.375	2.937	.751		
UNC 3/8-16	16.0	32.80	.381 x .286	3B	H3	E0263/83FL	9.70	9.53	74.61	19.10	3	ANSI
		1.291					.381	.375	2.937	.751		
UNC 3/8-16	16.0	32.80	.381 x .286	2B	H11	E0263/8H11	9.70	9.53	74.61	19.10	3	ANSI
		1.291					.381	.375	2.937	.751		
UNC 7/16-14	14.0	52.77	.323 x .242	3B	H3	E0267/16	8.20	11.11	80.17	23.00	3	ANSI
		2.077					.323	.437	3.156	.905		
UNC 1/2-13	13.0	57.53	.367 x .275	3B	H3	E0261/2	9.30	12.70	85.73	23.00	2	ANSI
		2.264					.367	.500	3.375	.905		
UNC 1/2-13	13.0	57.53	.367 x .275	3B	H3	E0261/23FL	9.30	12.70	85.73	23.00	3	ANSI
		2.264					.367	.500	3.375	.905		
UNC 1/2-13	13.0	57.53	.367 x .275	2B	H11	E0261/2H11	9.30	12.70	85.73	23.00	3	ANSI
		2.264					.367	.500	3.375	.905		
UNC 9/16-12	12.0	61.58	.429 x .322	3B	H3	E0269/16	10.90	14.29	91.28	25.00	3	ANSI
		2.424					.429	.562	3.593	.984		
UNC 5/8-11	11.0	52.64	.480 x .360	3B	H3	E0265/8	12.20	15.88	96.84	25.00	3	ANSI
		2.072					.480	.625	3.812	.984		
UNC 5/8-11	11.0	52.64	.480 x .360	2B	H11	E0265/8H11	12.20	15.88	96.84	25.00	3	ANSI
		2.072					.480	.625	3.812	.984		

O5 Q5 L253 PHD/PHDX L247 Q1 Q35

CoroTap™ 200 cutting tap with spiral point

Thread form: UNC

THCHT	B
THBTP	0
ULDR	2.5
CNSC	0
SUBSTRATE	HSS-PM
COATING	ST

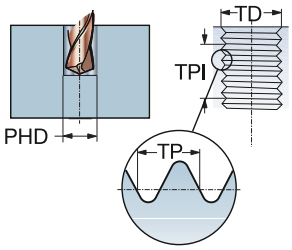

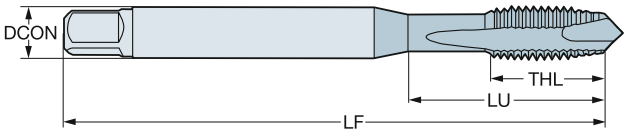

P M K

TDZ	TPI	LU	CZC_{MS}	TCTR	TCT	Ordering code	DCON	TD	LF	THL	NOF	BSG
							Dimensions, mm, inch					
UNC 3/4-10	10.0	60.45	.590 x .442	2B	H4	**E0263/4**	15.00	19.05	107.95	29.50	3	ANSI
		2.379					*.590*	*.750*	*4.250*	*1.161*		
UNC 7/8-9	9.0	69.96	.697 x .523	3B	H4	**E0267/8**	17.70	22.23	119.06	29.50	3	ANSI
		2.754					*.697*	*.875*	*4.687*	*1.161*		
UNC 1"-8	8.0	67.08	.800 x .600	3B	H4	**E0261**	20.30	25.40	130.18	35.50	3	ANSI
		2.640					*.800*	*1.000*	*5.125*	*1.397*		

O5 Q5 L253 PHD/PHDX L247 Q1 Q35

CoroTap™ 200 cutting tap with spiral point

Thread form: UNF

THCHT	B
THBTP	0
ULDR	2.5
CNSC	0
SUBSTRATE	HSS-E-PM
COATING	CoolTop

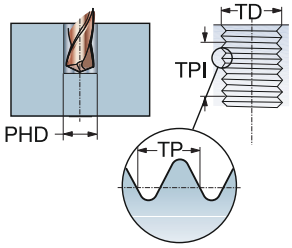

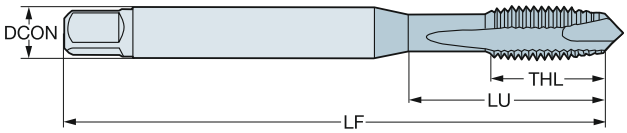

P
30-48 HRC

TDZ	TPI	LU	CZC_{MS}	TCTR	Ordering code	DCON	TD	LF	THL	NOF	BSG
						Dimensions, mm, inch					
UNF #10-32	32.0	17.00	.255 x .191	2B	**E87510-32**	6.50	4.83	80.00	17.00	3	C-DIN/ANSI
		.669				*.255*	*.190*	*3.149*	*.669*		
UNF 1/4-28	28.0	20.20	.318 x .238	2B	**E8751/4**	8.10	6.35	90.00	20.20	3	C-DIN/ANSI
		.795				*.318*	*.250*	*3.543*	*.795*		
UNF 5/16-24	24.0	20.00	.381 x .286	2B	**E8755/16**	9.70	7.94	100.00	22.80	3	C-DIN/ANSI
		.787				*.381*	*.312*	*3.937*	*.897*		
UNF 3/8-24	24.0	32.80	.381 x .286	2B	**E8753/8**	9.70	9.53	100.00	20.00	3	DIN/ANSI
		1.291				*.381*	*.375*	*3.937*	*.787*		
UNF 7/16-20	20.0	72.60	.323 x .242	2B	**E8757/16**	8.20	11.11	100.00	20.00	4	DIN/ANSI
		2.858				*.323*	*.437*	*3.937*	*.787*		
UNF 1/2-20	20.0	81.80	.367 x .275	2B	**E8751/2**	9.30	12.70	110.00	23.00	4	DIN/ANSI
		3.220				*.367*	*.500*	*4.330*	*.905*		
UNF 5/8-18	18.0	65.80	.480 x .360	2B	**E8755/8**	12.20	15.88	110.00	23.00	4	DIN/ANSI
		2.590				*.480*	*.625*	*4.330*	*.905*		
UNF 3/4-16	16.0	77.50	.590 x .442	2B	**E8753/4**	15.00	19.05	125.00	30.00	4	DIN/ANSI
		3.051				*.590*	*.750*	*4.921*	*1.181*		

O5 Q5 L253 PHD/PHDX L247 Q1 Q35

CoroTap™ 200 cutting tap with spiral point

Thread form: UNF

THCHT	B
THBTP	0
ULDR	3.0
CNSC	0
SUBSTRATE	HSS-E-PM
COATING	CoolTop

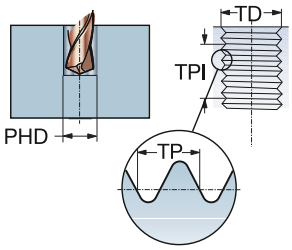

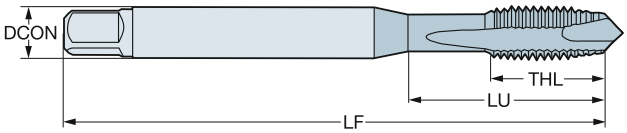

P
≤350HB

TDZ	TPI	LU	CZC_{MS}	TCTR	TCT	Ordering code	DCON	TD	LF	THL	NOF	BSG
							Dimensions, mm, inch					
UNF #8-36	36.0	21.18	.168 x .131	2BX	H2	EP33PA8-36	4.30	4.17	63.00	13.00	3	DIN/ANSI
		.833					*.168*	*.164*	*2.480*	*.511*		
UNF #10-32	32.0	27.54	.194 x .152	2BX	H3	EP33PA10-32	4.90	4.83	70.00	14.00	3	DIN/ANSI
		1.084					*.194*	*.190*	*2.755*	*.551*		
UNF 1/4-28	28.0	24.59	.255 x .191	3BX	H3	EP33PA1/4	6.50	6.35	80.00	15.00	3	DIN/ANSI
		.968					*.255*	*.250*	*3.149*	*.590*		
UNF 1/4-28	28.0	24.59	.255 x .191	2BX	H4	EP33PA1/4H4	6.50	6.35	80.00	15.00	3	DIN/ANSI
		.968					*.255*	*.250*	*3.149*	*.590*		
UNF 5/16-24	24.0	33.17	.318 x .238	3BX	H3	EP33PA5/16	8.10	7.94	90.00	18.00	3	DIN/ANSI
		1.305					*.318*	*.312*	*3.543*	*.708*		
UNF 5/16-24	24.0	33.17	.318 x .238	2BX	H4	EP33PA5/16H4	8.10	7.94	90.00	18.00	3	DIN/ANSI
		1.305					*.318*	*.312*	*3.543*	*.708*		
UNF 3/8-24	24.0	37.77	.381 x .286	3BX	H3	EP33PA3/8	9.70	9.53	100.00	20.00	3	DIN/ANSI
		1.487					*.381*	*.375*	*3.937*	*.787*		
UNF 3/8-24	24.0	37.77	.381 x .286	2BX	H4	EP33PA3/8H4	9.70	9.53	100.00	20.00	3	DIN/ANSI
		1.487					*.381*	*.375*	*3.937*	*.787*		
UNF 7/16-20	20.0	72.60	.323 x .242	3BX	H3	EP33PA7/16	8.20	11.11	100.00	20.00	4	DIN/ANSI
		2.858					*.323*	*.437*	*3.937*	*.787*		
UNF 1/2-20	20.0	81.80	.367 x .275	3BX	H3	EP33PA1/2	9.30	12.70	110.00	23.00	4	DIN/ANSI
		3.220					*.367*	*.500*	*4.330*	*.905*		
UNF 1/2-20	20.0	81.80	.367 x .275	2BX	H5	EP33PA1/2H5	9.30	12.70	110.00	23.00	4	DIN/ANSI
		3.220					*.367*	*.500*	*4.330*	*.905*		
UNF 5/8-18	18.0	65.80	.480 x .360	3BX	H3	EP33PA5/8	12.20	15.88	110.00	23.00	4	DIN/ANSI
		2.590					*.480*	*.625*	*4.330*	*.905*		
UNF 5/8-18	18.0	65.80	.480 x .360	2BX	H5	EP33PA5/8H5	12.20	15.88	110.00	23.00	4	DIN/ANSI
		2.590					*.480*	*.625*	*4.330*	*.905*		
UNF 3/4-16	16.0	77.50	.590 x .442	3BX	H3	EP33PA3/4	15.00	19.05	125.00	30.00	4	DIN/ANSI
		3.051					*.590*	*.750*	*4.921*	*1.181*		
UNF 3/4-16	16.0	77.50	.590 x .442	2BX	H5	EP33PA3/4H5	15.00	19.05	125.00	30.00	4	DIN/ANSI
		3.051					*.590*	*.750*	*4.921*	*1.181*		
UNF 7/8-14	14.0	90.90	.697 x .523	3BX	H4	EP33PA7/8	17.70	22.23	140.00	34.00	4	DIN/ANSI
		3.578					*.697*	*.875*	*5.511*	*1.338*		
UNF 1"-12	12.0	95.40	.800 x .600	3BX	H4	EP33PA1-12	20.30	25.40	160.00	35.99	4	DIN/ANSI
		3.755					*.800*	*1.000*	*6.299*	*1.417*		

O5 Q5 L253 PHD/PHDX L247 Q1 Q35

CoroTap™ 200 cutting tap with spiral point

Thread form: UNF

THCHT	B
THBTP	0
ULDR	3.0
CNSC	1
SUBSTRATE	HSS-E-PM
COATING	CoolTop

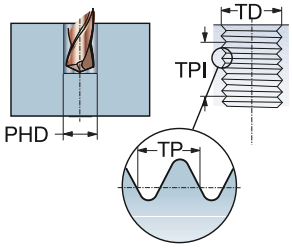

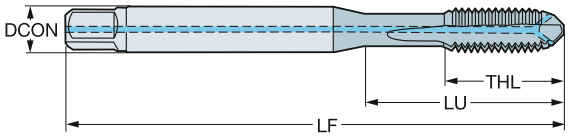

P
≤350HB

TDZ	TPI	LU	CZC_{MS}	TCTR	Ordering code	DCON	TD	LF	THL	NOF	BSG
						Dimensions, mm, inch					
UNF #10-32	32.0	27.54	.194 x .152	2BX	**EP39PA10-32**	4.90	4.83	70.00	14.00	3	DIN/ANSI
		1.084				*.194*	*.190*	*2.755*	*.551*		
UNF 1/4-28	28.0	24.59	.255 x .191	2BX	**EP39PA1/4**	6.50	6.35	80.00	15.00	3	DIN/ANSI
		.968				*.255*	*.250*	*3.149*	*.590*		
UNF 5/16-24	24.0	33.17	.318 x .238	2BX	**EP39PA5/16**	8.10	7.94	90.00	18.00	3	DIN/ANSI
		1.305				*.318*	*.312*	*3.543*	*.708*		
UNF 3/8-24	24.0	37.77	.381 x .286	2BX	**EP39PA3/8**	9.70	9.53	100.00	20.00	3	DIN/ANSI
		1.487				*.381*	*.375*	*3.937*	*.787*		
UNF 1/2-20	20.0	81.80	.367 x .275	2BX	**EP39PA1/2**	9.30	12.70	110.00	23.00	4	DIN/ANSI
		3.220				*.367*	*.500*	*4.330*	*.905*		
UNF 5/8-18	18.0	65.80	.480 x .360	2BX	**EP39PA5/8**	12.20	15.88	110.00	23.00	4	DIN/ANSI
		2.590				*.480*	*.625*	*4.330*	*.905*		

O5 Q5 L253 PHD/PHDX L247 Q1 Q35

CoroTap™ 200 cutting tap with spiral point

Thread form: UNF

THCHT	B
THBTP	0
ULDR	2.5
CNSC	0
SUBSTRATE	HSS-PM
COATING	ST

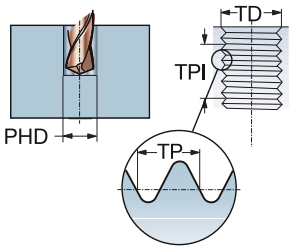

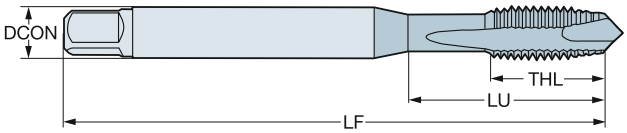

M

TDZ	TPI	LU	CZC_{MS}	TCTR	Ordering code	DCON	TD	LF	THL	NOF	BSG
						Dimensions, mm, inch					
UNF #10-32	32.0	20.00	5.00 x 4.00	2B	**E06010-32**	5.00	4.83	58.00	11.20	3	ISO 529
		.787				*.197*	*.190*	*2.283*	*.440*		
UNF 1/4-28	28.0	26.00	6.30 x 5.00	2B	**E0601/4**	6.30	6.35	66.00	13.20	3	ISO 529
		1.023				*.248*	*.250*	*2.598*	*.519*		
UNF 5/16-24	24.0	29.00	8.00 x 6.30	2B	**E0605/16**	8.00	7.94	72.00	16.30	3	ISO 529
		1.141				*.315*	*.312*	*2.834*	*.641*		
UNF 3/8-24	24.0	32.00	10.00 x 8.00	2B	**E0603/8**	10.00	9.53	80.00	18.10	3	ISO 529
		1.259				*.394*	*.375*	*3.149*	*.712*		

O5 Q5 L253 PHD/PHDX L247 Q1 Q35

CoroTap™ 200 cutting tap with spiral point

Thread form: UNF

THCHT	B
THBTP	0
ULDR	2.5
CNSC	0
SUBSTRATE	HSS-PM
COATING	SmoothTop

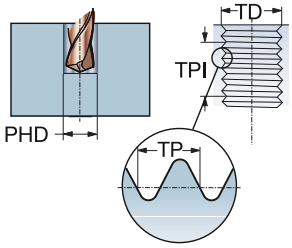

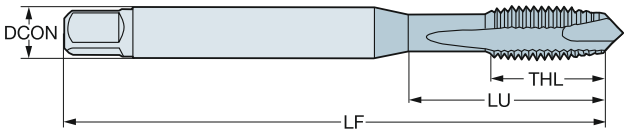

M

TDZ	TPI	LU	CZC_{MS}	TCTR	Ordering code	DCON	TD	LF	THL	NOF	BSG
						Dimensions, mm, inch					
UNF #10-32	32.0	21.42	.194 x .152	2B	**E87310-32**	4.90	4.83	70.00	14.00	3	DIN/ANSI
		.843				*.194*	*.190*	*2.755*	*.551*		
UNF 1/4-28	28.0	25.59	.255 x .191	2B	**E8731/4**	6.50	6.35	80.00	15.00	3	DIN/ANSI
		1.007				*.255*	*.250*	*3.149*	*.590*		
UNF 5/16-24	24.0	30.20	.318 x .238	2B	**E8735/16**	8.10	7.94	90.00	18.00	3	DIN/ANSI
		1.189				*.318*	*.312*	*3.543*	*.708*		
UNF 3/8-24	24.0	32.80	.381 x .286	2B	**E8733/8**	9.70	9.53	100.00	20.00	3	DIN/ANSI
		1.291				*.381*	*.375*	*3.937*	*.787*		
UNF 7/16-20	20.0	72.60	.323 x .242	2B	**E8737/16**	8.20	11.11	100.00	20.00	4	DIN/ANSI
		2.858				*.323*	*.437*	*3.937*	*.787*		
UNF 1/2-20	20.0	81.80	.367 x .275	2B	**E8731/2**	9.30	12.70	110.00	23.00	4	DIN/ANSI
		3.220				*.367*	*.500*	*4.330*	*.905*		
UNF 5/8-18	18.0	65.80	.480 x .360	2B	**E8735/8**	12.20	15.88	110.00	23.00	4	DIN/ANSI
		2.590				*.480*	*.625*	*4.330*	*.905*		
UNF 3/4-16	16.0	77.50	.590 x .442	2B	**E8733/4**	15.00	19.05	125.00	30.00	4	DIN/ANSI
		3.051				*.590*	*.750*	*4.921*	*1.181*		
UNF 7/8-14	14.0	90.90	.697 x .523	2B	**E8737/8**	17.70	22.23	140.00	34.00	4	DIN/ANSI
		3.578				*.697*	*.875*	*5.511*	*1.338*		

O5 Q5 L253 PHD/PHDX L247 Q1 Q35

CoroTap™ 200 cutting tap with spiral point

Thread form: UNF

THCHT	B
THBTP	0
ULDR	3.0
CNSC	0
SUBSTRATE	HSS-E-PM

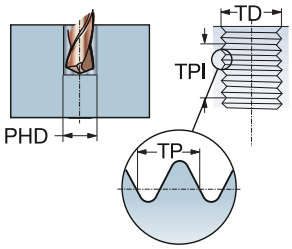

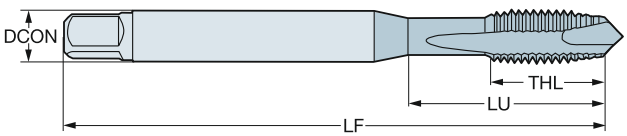

N

TDZ	TPI	LU	CZC_{MS}	TCTR	Ordering code	DCON	TD	LF	THL	NOF	BSG
						Dimensions, mm, inch					
UNF #10-32	32.0	21.42	.194 x .152	2B	**E87710-32**	4.90	4.83	70.00	14.00	2	DIN/ANSI
		.843				*.194*	*.190*	*2.755*	*.551*		
UNF 1/4-28	28.0	25.59	.255 x .191	2B	**E8771/4**	6.50	6.35	80.00	15.00	3	DIN/ANSI
		1.007				*.255*	*.250*	*3.149*	*.590*		
UNF 5/16-24	24.0	30.20	.318 x .238	2B	**E8775/16**	8.10	7.94	90.00	18.00	3	DIN/ANSI
		1.189				*.318*	*.312*	*3.543*	*.708*		
UNF 3/8-24	24.0	32.80	.381 x .286	2B	**E8773/8**	9.70	9.53	100.00	20.00	3	DIN/ANSI
		1.291				*.381*	*.375*	*3.937*	*.787*		

O5 Q5 L253 PHD/PHDX L247 Q1 Q35

CoroTap™ 200 cutting tap with spiral point

Thread form: UNF

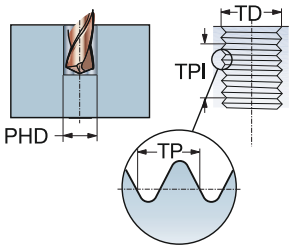

THCHT	B
THBTP	1
ULDR	2.0
TCTR	3BX
CNSC	0

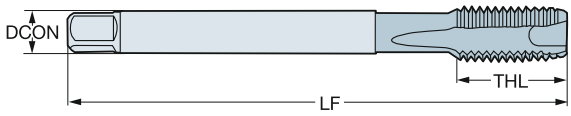

TDZ	TPI	LU	CZC_{MS}	Ordering code	S D115	Dimensions, mm, inch DCON	TD	LF	THL	NOF	BSG
UNF #4-48	48.0	14.20	.141 x .110	T200-SD100AF-4-48	☆	3.60	2.84	55.92	14.20	3	DIN/ANSI
		.559				*.141*	*.112*	*2.201*	*.559*		
UNF #6-40	40.0	17.50	.141 x .110	T200-SD100AF-6-40	☆	3.60	3.51	55.28	17.50	3	DIN/ANSI
		.688				*.141*	*.137*	*2.176*	*.688*		
UNF #8-36	36.0	20.80	.168 x .131	T200-SD100AF-8-36	☆	4.30	4.17	62.65	20.80	3	DIN/ANSI
		.818				*.168*	*.164*	*2.466*	*.818*		
UNF #10-32	32.0	24.10	.194 x .152	T200-SD100AF-10-32	☆	4.90	4.83	69.71	24.10	3	DIN/ANSI
		.948				*.194*	*.190*	*2.744*	*.948*		
UNF 1/4-28	28.0	31.80	.255 x .191	T200-SD100AF-1/4	☆	6.50	6.35	79.03	31.80	3	DIN/ANSI
		1.251				*.255*	*.250*	*3.111*	*1.251*		
UNF 5/16-24	24.0	39.70	.318 x .238	T200-SD100AF-5/16	☆	8.10	7.94	89.12	39.70	3	DIN/ANSI
		1.562				*.318*	*.312*	*3.508*	*1.562*		
UNF 3/8-24	24.0	47.60	.381 x .286	T200-SD100AF-3/8	☆	9.70	9.53	99.21	47.60	3	DIN/ANSI
		1.874				*.381*	*.375*	*3.905*	*1.874*		
UNF 7/16-20	20.0	72.60	.323 x .242	T200-SD100AF-7/16	☆	8.20	11.11	100.00	20.00	4	DIN/ANSI
		2.858				*.323*	*.437*	*3.937*	*.787*		
UNF 1/2-20	20.0	81.80	.367 x .275	T200-SD100AF-1/2	☆	9.30	12.70	110.00	23.00	4	DIN/ANSI
		3.220				*.367*	*.500*	*4.330*	*.905*		
UNF 5/8-18	18.0	65.80	.480 x .360	T200-SD100AF-5/8	☆	12.20	14.29	110.00	23.00	4	DIN/ANSI
		2.590				*.480*	*.562*	*4.330*	*.905*		
UNF 3/4-16	16.0	77.50	.590 x .442	T200-SD100AF-3/4	☆	15.00	19.05	125.00	30.00	4	DIN/ANSI
		3.051				*.590*	*.750*	*4.921*	*1.181*		

O5 Q5 L253 PHD/PHDX L247 Q1 Q35 Q34

CoroTap™ 200 cutting tap with spiral point

Thread form: UNJF

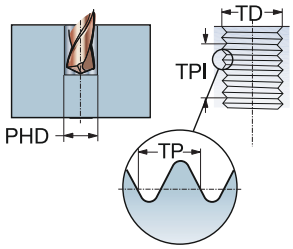

THCHT	B
THBTP	1
ULDR	2.0
TCTR	3BX
CNSC	0

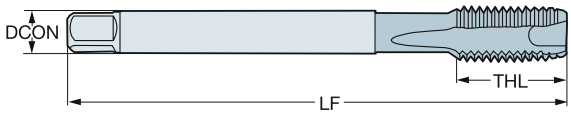

TDZ	TPI	LU	CZC$_{MS}$	Ordering code	S D115	Dimensions, mm, inch DCON	TD	LF	THL	NOF	BSG
UNJF #10-32	32.0	24.10	.194 x .152	T200-SD100AI-10-32	☆	4.90	4.83	69.71	24.10	3	DIN/ANSI
		.948				*.194*	*.190*	*2.744*	*.948*		
UNJF 1/4-28	28.0	31.80	.255 x .191	T200-SD100AI-1/4	☆	6.50	6.35	79.03	31.80	3	DIN/ANSI
		1.251				*.255*	*.250*	*3.111*	*1.251*		
UNJF 5/16-24	24.0	39.70	.323 x .242	T200-SD100AI-5/16	☆	8.20	7.94	89.12	39.70	3	DIN/ANSI
		1.562				*.323*	*.312*	*3.508*	*1.562*		
UNJF 3/8-24	24.0	47.60	.381 x .286	T200-SD100AI-3/8	☆	9.70	9.53	99.21	47.60	3	DIN/ANSI
		1.874				*.381*	*.375*	*3.905*	*1.874*		
UNJF 7/16-20	20.0	72.60	.323 x .242	T200-SD100AI-7/16	☆	8.20	11.11	100.00	20.00	4	DIN/ANSI
		2.858				*.323*	*.437*	*3.937*	*.787*		
UNJF 1/2-20	20.0	81.80	.367 x .275	T200-SD100AI-1/2	☆	9.30	12.70	110.00	23.00	4	DIN/ANSI
		3.220				*.367*	*.500*	*4.330*	*.905*		

O5 Q5 L253 PHD/PHDX L247 Q1 Q35 Q34

CoroTap™ 200 cutting tap with spiral point

Thread form: UNF

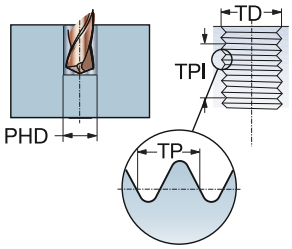

THCHT	B
THBTP	1
ULDR	2.5
TCTR	2B
CNSC	0

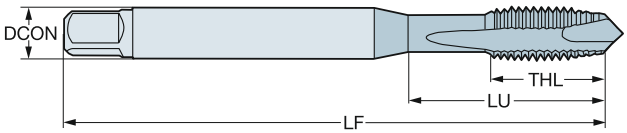

TDZ	TPI	LU	CZC_{MS}	Ordering code	P C110	P C145	P C150	M C110	M C145	K C110	K C145	K C150	N C110	N C150	S C110	S C150	Dimensions, mm, inch DCON	TD	LF	THL	NOF	BSG
UNF #8-36	36.0	21.00	4.50 x 3.40	T200-XM100DF-8-36	☆	☆	☆	☆	☆	☆	☆	☆	☆	☆	☆	☆	4.50	4.17	63.00	11.40	3	DIN 2184-1
		.826															*.177*	*.164*	*2.480*	*.448*		
UNF #10-32	32.0	25.00	6.00 x 4.90	T200-XM100DF-10-32	☆	☆	☆	☆	☆	☆	☆	☆	☆	☆	☆	☆	6.00	4.83	70.00	12.20	3	DIN 2184-1
		.984															*.236*	*.190*	*2.755*	*.480*		
UNF 1/4-28	28.0	30.00	7.00 x 5.50	T200-XM100DF-1/4	☆	☆	☆	☆	☆	☆	☆	☆	☆	☆	☆	☆	7.00	6.35	80.00	14.10	3	DIN 2184-1
		1.181															*.276*	*.250*	*3.149*	*.555*		
UNF 5/16-24	24.0	35.00	8.00 x 6.20	T200-XM100DF-5/16	☆	☆	☆	☆	☆	☆	☆	☆	☆	☆	☆	☆	8.00	7.94	90.00	17.40	3	DIN 2184-1
		1.377															*.315*	*.312*	*3.543*	*.685*		
UNF 3/8-24	24.0	39.00	10.00 x 8.00	T200-XM100DF-3/8	☆	☆	☆	☆	☆	☆	☆	☆	☆	☆	☆	☆	10.00	9.53	100.00	18.90	3	DIN 2184-1
		1.535															*.394*	*.375*	*3.937*	*.744*		

O5 Q5 L253 PHD/PHDX L247 Q1 Q35 Q34

CoroTap™ 200 cutting tap with spiral point

Thread form: UNF

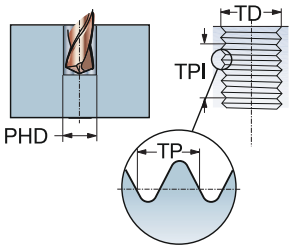

THCHT	B
THBTP	1
ULDR	2.5
TCTR	2B
CNSC	0

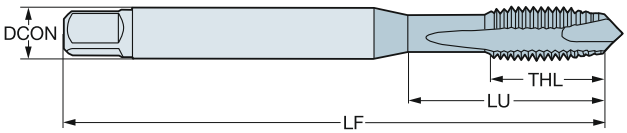

TDZ	TPI	LU	CZC_{MS}	Ordering code	P						M				K						N				S				Dimensions, mm, inch					
					B110	B145	B150	C110	C145	C150	B110	B145	C110	C145	B110	B145	B150	C110	C145	C150	B110	B150	C110	C150	B110	B150	C110	C150	DCON	TD	LF	THL	NOF	BSG
UNF 7/16-20	20.0	76.00	8.00 x 6.20	T200-XM101DF-7/16				☆	☆	☆			☆	☆				☆	☆	☆			☆	☆			☆	☆	8.00	11.11	100.00	20.00	3	DIN 2184-1
		2.992																											*.315*	*.437*	*3.937*	*.787*		
UNF 1/2-20	20.0	83.00	9.00 x 7.00	T200-XM101DF-1/2				☆	☆	☆			☆	☆				☆	☆	☆			☆	☆			☆	☆	9.00	12.70	110.00	23.00	3	DIN 2184-1
		3.267																											*.354*	*.500*	*4.330*	*.905*		
UNF 5/8-18	18.0	68.00	12.00 x 9.00	T200-XM101DF-5/8				☆	☆	☆			☆	☆				☆	☆	☆			☆	☆			☆	☆	12.00	15.88	110.00	25.00	3	DIN 2184-1
		2.677																											*.472*	*.625*	*4.330*	*.984*		
UNF 3/4-16	16.0	81.00	14.00 x 11.00	T200-XM101DF-3/4	☆	☆	☆				☆	☆			☆	☆	☆				☆	☆			☆	☆			14.00	19.05	125.00	30.00	4	DIN 2184-1
		3.188																											*.551*	*.750*	*4.921*	*1.181*		
UNF 7/8-14	14.0	93.00	18.00 x 14.50	T200-XM101DF-7/8	☆	☆	☆				☆	☆			☆	☆	☆				☆	☆			☆	☆			18.00	22.23	140.00	34.00	4	DIN 2184-1
		3.661																											*.709*	*.875*	*5.511*	*1.338*		
UNF 1"-12	12.0	113.00	18.00 x 14.50	T200-XM101DF-1	☆	☆	☆				☆	☆			☆	☆	☆				☆	☆			☆	☆			18.00	25.40	160.00	38.00	4	DIN 2184-1
		4.448																											*.709*	*1.000*	*6.299*	*1.496*		

O5 Q5 L253 PHD/PHDX L247 Q1 Q35 Q34

CoroTap™ 200 cutting tap with spiral point

Thread form: UNF

THCHT	B
THBTP	0
ULDR	2.5
CNSC	0
SUBSTRATE	HSS-PM

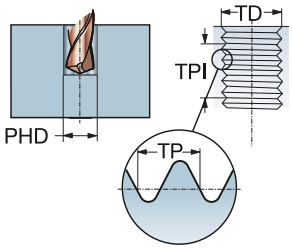

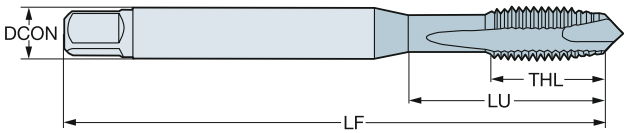

P K N S

TDZ	TPI	LU	CZC_{MS}	TCTR	Ordering code	DCON	TD	LF	THL	NOF	BSG
						Dimensions, mm, inch					
UNF #8-36	36.0	17.00	4.50 x 3.55	2B	**E0308-36**	4.50	4.17	53.00	9.50	3	ISO 529
		.669				*.177*	*.164*	*2.086*	*.374*		
UNF #10-32	32.0	20.00	5.00 x 4.00	2B	**E03010-32**	5.00	4.83	58.00	11.20	3	ISO 529
		.787				*.197*	*.190*	*2.283*	*.440*		
UNF 1/4-28	28.0	26.00	6.30 x 5.00	2B	**E0301/4**	6.30	6.35	66.00	13.20	3	ISO 529
		1.023				*.248*	*.250*	*2.598*	*.519*		
UNF 5/16-24	24.0	29.00	8.00 x 6.30	2B	**E0305/16**	8.00	7.94	72.00	16.30	3	ISO 529
		1.141				*.315*	*.312*	*2.834*	*.641*		
UNF 3/8-24	24.0	32.00	10.00 x 8.00	2B	**E0303/8**	10.00	9.53	80.00	18.10	3	ISO 529
		1.259				*.394*	*.375*	*3.149*	*.712*		
UNF 7/16-20	20.0	61.00	8.00 x 6.30	2B	**E0307/16**	8.00	11.11	85.00	19.50	3	ISO 529
		2.401				*.315*	*.437*	*3.346*	*.767*		
UNF 1/2-20	20.0	62.00	9.00 x 7.10	2B	**E0301/2**	9.00	12.70	89.00	22.50	3	ISO 529
		2.440				*.354*	*.500*	*3.503*	*.885*		
UNF 9/16-18	18.0	66.00	11.20 x 9.00	2B	**E0309/16**	11.20	14.29	95.00	24.50	3	ISO 529
		2.598				*.441*	*.562*	*3.740*	*.964*		
UNF 5/8-18	18.0	59.00	12.50 x 10.00	2B	**E0305/8**	12.50	15.88	102.00	24.50	3	ISO 529
		2.322				*.492*	*.625*	*4.015*	*.964*		
UNF 3/4-16	16.0	68.00	14.00 x 11.20	2B	**E0303/4**	14.00	19.05	112.00	29.50	4	ISO 529
		2.677				*.551*	*.750*	*4.409*	*1.161*		
UNF 7/8-14	14.0	72.00	16.00 x 12.50	2B	**E0307/8**	16.00	22.23	118.00	29.50	4	ISO 529
		2.834				*.630*	*.875*	*4.645*	*1.161*		
UNF 1"-12	12.0	82.00	18.00 x 14.00	2B	**E0301**	18.00	25.40	130.00	35.50	4	ISO 529
		3.228				*.709*	*1.000*	*5.118*	*1.397*		

O5 Q5 L253 PHD/PHDX L247 Q1 Q35

CoroTap™ 200 cutting tap with spiral point

Thread form: UNF

THCHT	B
THBTP	0
ULDR	2.5
CNSC	0
SUBSTRATE	HSS-PM
COATING	ST

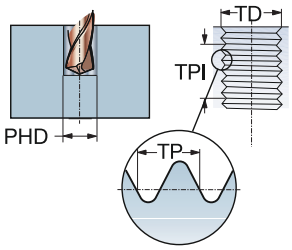

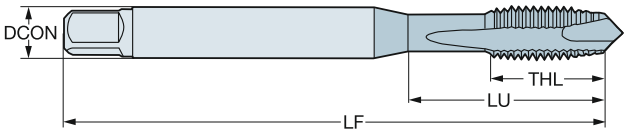

P M K

TDZ	TPI	LU	CZC_{MS}	TCTR	Ordering code	DCON	TD	LF	THL	NOF	BSG
						Dimensions, mm, inch					
UNF #8-36	36.0	17.00	4.50 x 3.55	2B	**E0318-36**	4.50	4.17	53.00	9.50	3	ISO 529
		.669				*.177*	*.164*	*2.086*	*.374*		
UNF #10-32	32.0	20.00	5.00 x 4.00	2B	**E03110-32**	5.00	4.83	58.00	11.20	3	ISO 529
		.787				*.197*	*.190*	*2.283*	*.440*		
UNF 1/4-28	28.0	26.00	6.30 x 5.00	2B	**E0311/4**	6.30	6.35	66.00	13.20	3	ISO 529
		1.023				*.248*	*.250*	*2.598*	*.519*		
UNF 5/16-24	24.0	29.00	8.00 x 6.30	2B	**E0315/16**	8.00	7.94	72.00	16.30	3	ISO 529
		1.141				*.315*	*.312*	*2.834*	*.641*		
UNF 3/8-24	24.0	32.00	10.00 x 8.00	2B	**E0313/8**	10.00	9.53	80.00	18.10	3	ISO 529
		1.259				*.394*	*.375*	*3.149*	*.712*		
UNF 7/16-20	20.0	61.00	8.00 x 6.30	2B	**E0317/16**	8.00	11.11	85.00	19.50	3	ISO 529
		2.401				*.315*	*.437*	*3.346*	*.767*		
UNF 1/2-20	20.0	62.00	9.00 x 7.10	2B	**E0311/2**	9.00	12.70	89.00	22.50	3	ISO 529
		2.440				*.354*	*.500*	*3.503*	*.885*		
UNF 9/16-18	18.0	66.00	11.20 x 9.00	2B	**E0319/16**	11.20	14.29	95.00	24.50	3	ISO 529
		2.598				*.441*	*.562*	*3.740*	*.964*		
UNF 5/8-18	18.0	59.00	12.50 x 10.00	2B	**E0315/8**	12.50	15.88	102.00	24.50	3	ISO 529
		2.322				*.492*	*.625*	*4.015*	*.964*		
UNF 3/4-16	16.0	68.00	14.00 x 11.20	2B	**E0313/4**	14.00	19.05	112.00	29.50	4	ISO 529
		2.677				*.551*	*.750*	*4.409*	*1.161*		
UNF 7/8-14	14.0	72.00	16.00 x 12.50	2B	**E0317/8**	16.00	22.23	118.00	29.50	4	ISO 529
		2.834				*.630*	*.875*	*4.645*	*1.161*		
UNF 1"-12	12.0	82.00	18.00 x 14.00	2B	**E0311**	18.00	25.40	130.00	35.50	4	ISO 529
		3.228				*.709*	*1.000*	*5.118*	*1.397*		

O5 Q5 L253 PHD/PHDX L247 Q1 Q35

CoroTap™ 200 cutting tap with spiral point

Thread form: UNF

THCHT	B
THBTP	0
ULDR	2.5
CNSC	0
SUBSTRATE	HSS-PM

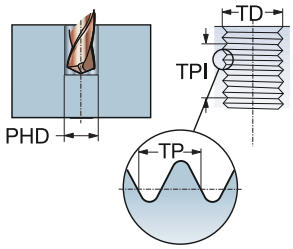

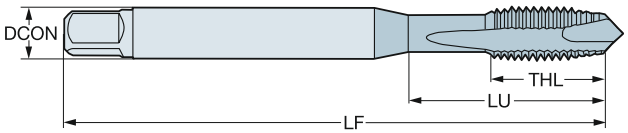

P K N S

TDZ	TPI	LU	CZC_{MS}	TCTR	TCT	Ordering code	DCON	TD	LF	THL	NOF	BSG
							Dimensions, mm, inch					
UNF #6-40	40.0	15.08	.141 x .110	2B	H2	E0356-40	3.60	3.51	50.80	7.90	2	ANSI
		.593					.141	.137	2.000	.311		
UNF #8-36	36.0	16.58	.168 x .131	2B	H2	E0358-36	4.30	4.17	53.98	7.90	2	ANSI
		.652					.168	.164	2.125	.311		
UNF #10-32	32.0	21.42	.194 x .152	3B	H2	E03510-32	4.90	4.83	60.33	12.70	2	ANSI
		.843					.194	.190	2.375	.500		
UNF #12-28	28.0	22.47	.220 x .165	2B	H3	E03512-28	5.60	5.49	60.33	12.70	2	ANSI
		.884					.220	.215	2.375	.500		
UNF 1/4-28	28.0	25.59	.255 x .191	3B	H3	E0351/4	6.50	6.35	63.50	15.30	2	ANSI
		1.007					.255	.250	2.500	.602		
UNF 1/4-28	28.0	25.59	.255 x .191	3B	H3	E0351/43FL	6.50	6.35	63.50	15.30	3	ANSI
		1.007					.255	.250	2.500	.602		
UNF 5/16-24	24.0	30.20	.318 x .238	3B	H3	E0355/16	8.10	7.94	69.06	18.20	2	ANSI
		1.189					.318	.312	2.718	.716		
UNF 5/16-24	24.0	30.20	.318 x .238	3B	H3	E0355/163FL	8.10	7.94	69.06	18.20	3	ANSI
		1.189					.318	.312	2.718	.716		
UNF 3/8-24	24.0	32.80	.381 x .286	3B	H3	E0353/8	9.70	9.53	74.61	19.10	2	ANSI
		1.291					.381	.375	2.937	.751		
UNF 3/8-24	24.0	32.80	.381 x .286	3B	H3	E0353/83FL	9.70	9.53	74.61	19.10	3	ANSI
		1.291					.381	.375	2.937	.751		
UNF 7/16-20	20.0	52.77	.323 x .242	3B	H3	E0357/163FL	8.20	11.11	80.17	23.00	3	ANSI
		2.077					.323	.437	3.156	.905		
UNF 1/2-20	20.0	57.53	.367 x .275	3B	H3	E0351/2	9.30	12.70	85.73	23.00	2	ANSI
		2.264					.367	.500	3.375	.905		
UNF 1/2-20	20.0	31.75	.367 x .275	3B	H3	E0351/23FL	9.30	12.70	85.73	23.00	3	ANSI
		1.250					.367	.500	3.375	.905		
UNF 9/16-18	18.0	61.58	.429 x .322	3B	H3	E0359/16	10.90	14.29	91.28	25.00	3	ANSI
		2.424					.429	.562	3.593	.984		
UNF 5/8-18	18.0	52.64	.480 x .360	3B	H3	E0355/8	12.20	15.88	96.84	25.00	3	ANSI
		2.072					.480	.625	3.812	.984		
UNF 3/4-16	16.0	60.45	.590 x .442	3B	H3	E0353/4	15.00	19.05	107.95	29.50	3	ANSI
		2.379					.590	.750	4.250	1.161		
UNF 7/8-14	14.0	69.96	.697 x .523	3B	H4	E0357/8	17.70	22.23	119.06	29.50	3	ANSI
		2.754					.697	.875	4.687	1.161		
UNF 1"-12	12.0	65.58	.800 x .600	3B	H4	E0351-12	20.30	25.40	130.18	35.50	3	ANSI
		2.581					.800	1.000	5.125	1.397		
UNS 1"-14	14.0	65.58	.800 x .600	3B	H4	E0351-14	20.30	25.40	130.18	35.50	3	ANSI
		2.581					.800	1.000	5.125	1.397		

O5 Q5 L253 PHD/PHDX L247 Q1 Q35

CoroTap™ 200 cutting tap with spiral point

Thread form: UNF

THCHT	B
THBTP	0
ULDR	2.5
CNSC	0
SUBSTRATE	HSS-PM
COATING	ST

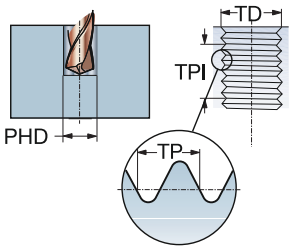

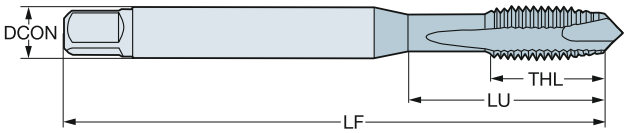

P M K

TDZ	TPI	LU	CZC_{MS}	TCTR	TCT	Ordering code	DCON	TD	LF	THL	NOF	BSG
							Dimensions, mm, inch					
UNF #10-32	32.0	21.42	.194 x .152	3B	H2	**E03610-32**	4.90	4.83	60.33	12.70	2	ANSI
		.843					*.194*	*.190*	*2.375*	*.500*		
UNF #12-28	28.0	22.47	.220 x .165	2B	H3	**E03612-28**	5.60	5.49	60.33	12.70	2	ANSI
		.884					*.220*	*.215*	*2.375*	*.500*		
UNF 1/4-28	28.0	25.59	.255 x .191	3B	H3	**E0361/4**	6.50	6.35	63.50	15.30	2	ANSI
		1.007					*.255*	*.250*	*2.500*	*.602*		
UNF 1/4-28	28.0	25.59	.255 x .191	3B	H3	**E0361/43FL**	6.50	6.35	63.50	15.30	3	ANSI
		1.007					*.255*	*.250*	*2.500*	*.602*		
UNF 5/16-24	24.0	30.20	.318 x .238	3B	H3	**E0365/16**	8.10	7.94	69.06	18.20	2	ANSI
		1.189					*.318*	*.312*	*2.718*	*.716*		
UNF 5/16-24	24.0	30.20	.318 x .238	3B	H3	**E0365/163FL**	8.10	7.94	69.06	18.20	3	ANSI
		1.189					*.318*	*.312*	*2.718*	*.716*		
UNF 3/8-24	24.0	32.80	.381 x .286	3B	H3	**E0363/8**	9.70	9.53	74.61	19.10	2	ANSI
		1.291					*.381*	*.375*	*2.937*	*.751*		
UNF 3/8-24	24.0	32.80	.381 x .286	3B	H3	**E0363/83FL**	9.70	9.53	74.61	19.10	3	ANSI
		1.291					*.381*	*.375*	*2.937*	*.751*		
UNF 7/16-20	20.0	52.77	.323 x .242	3B	H3	**E0367/163FL**	8.20	11.11	80.17	23.00	3	ANSI
		2.077					*.323*	*.437*	*3.156*	*.905*		
UNF 1/2-20	20.0	57.53	.367 x .275	3B	H3	**E0361/2**	9.30	12.70	85.73	23.00	2	ANSI
		2.264					*.367*	*.500*	*3.375*	*.905*		
UNF 1/2-20	20.0	57.53	.367 x .275	3B	H3	**E0361/23FL**	9.30	12.70	85.73	23.00	3	ANSI
		2.264					*.367*	*.500*	*3.375*	*.905*		
UNF 9/16-18	18.0	61.58	.429 x .322	3B	H3	**E0369/16**	10.90	14.29	91.28	25.00	3	ANSI
		2.424					*.429*	*.562*	*3.593*	*.984*		
UNF 5/8-18	18.0	52.64	.480 x .360	3B	H3	**E0365/8**	12.20	15.88	96.84	25.00	3	ANSI
		2.072					*.480*	*.625*	*3.812*	*.984*		
UNF 3/4-16	16.0	60.45	.590 x .442	3B	H3	**E0363/4**	15.00	19.05	107.95	29.50	3	ANSI
		2.379					*.590*	*.750*	*4.250*	*1.161*		
UNF 7/8-14	14.0	69.96	.697 x .523	3B	H4	**E0367/8**	17.70	22.23	119.06	29.50	3	ANSI
		2.754					*.697*	*.875*	*4.687*	*1.161*		
UNF 1"-12	12.0	65.58	.800 x .600	3B	H4	**E0361-12**	20.30	25.40	130.18	35.50	3	ANSI
		2.581					*.800*	*1.000*	*5.125*	*1.397*		
UNS 1"-14	14.0	65.58	.800 x .600	3B	H4	**E0361-14**	20.30	25.40	130.18	35.50	3	ANSI
		2.581					*.800*	*1.000*	*5.125*	*1.397*		

O5 Q5 L253 PHD/PHDX L247 Q1 Q35

CoroTap™ 200 cutting tap with spiral point

Thread form: G

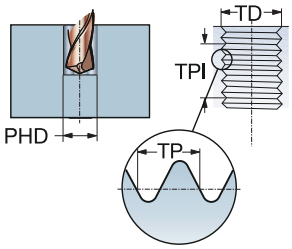

THCHT	B
THBTP	0
ULDR	2.5
TCTR	NORMAL
CNSC	0

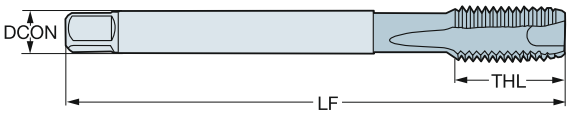

TDZ	TPI	LU	CZC_{MS}	Ordering code	P						M				K						N				S				Dimensions, mm, inch					
					B110	B145	B150	C110	C145	C150	B110	B145	C110	C145	B110	B145	B150	C110	C145	C150	B110	B150	C110	C150	B110	B150	C110	C150	DCON	TD	LF	THL	NOF	BSG
G 1/8-28	28.0	67.00	7.00 x 5.50	T200-XM100DK-1/8				☆	☆	☆			☆	☆				☆	☆	☆			☆	☆			☆	☆	7.00	9.73	90.00	18.00	3	DIN 5156
		2.637																											.276	.382	3.543	.708		
G 1/4-19	19.0	71.00	11.00 x 9.00	T200-XM100DK-1/4				☆	☆	☆			☆	☆				☆	☆	☆			☆	☆			☆	☆	11.00	13.16	100.00	21.00	3	DIN 5156
		2.795																											.433	.517	3.937	.826		
G 3/8-19	19.0	58.00	12.00 x 9.00	T200-XM100DK-3/8				☆	☆	☆			☆	☆				☆	☆	☆			☆	☆			☆	☆	12.00	16.66	100.00	21.00	4	DIN 5156
		2.283																											.472	.655	3.937	.826		
G 1/2-14	14.0	80.00	16.00 x 12.00	T200-XM100DK-1/2	☆	☆	☆				☆	☆			☆	☆	☆				☆	☆			☆	☆			16.00	20.96	125.00	24.00	4	DIN 5156
		3.149																											.630	.825	4.921	.944		
G 5/8-14	14.0	78.00	18.00 x 14.50	T200-XM100DK-5/8	☆	☆	☆				☆	☆			☆	☆	☆				☆	☆			☆	☆			18.00	22.91	125.00	24.00	4	DIN 5156
		3.070																											.709	.902	4.921	.944		
G 3/4-14	14.0	77.00	20.00 x 16.00	T200-XM100DK-3/4	☆	☆	☆				☆	☆			☆	☆	☆				☆	☆			☆	☆			20.00	26.44	140.00	28.00	4	DIN 5156
		3.031																											.787	1.040	5.511	1.102		
G 7/8-14	14.0	85.00	22.00 x 18.00	T200-XM100DK-7/8	☆	☆	☆				☆	☆			☆	☆	☆				☆	☆			☆	☆			22.00	30.20	150.00	28.00	4	DIN 5156
		3.346																											.866	1.189	5.905	1.102		
G 1"-11	11.0	93.00	25.00 x 20.00	T200-XM100DK-1	☆	☆	☆				☆	☆			☆	☆	☆				☆	☆			☆	☆			25.00	33.25	160.00	30.00	4	DIN 5156
		3.661																											.984	1.309	6.299	1.181		

O5 Q5 L253 PHD/PHDX L247 Q1 Q35 Q34

CoroTap™ 300 cutting tap with spiral flutes

Thread form: Metric

THCHT	C
THBTP	0
ULDR	1.5
FHA	15°
CNSC	0
SUBSTRATE	HSS-E-PM
COATING	CoolTop

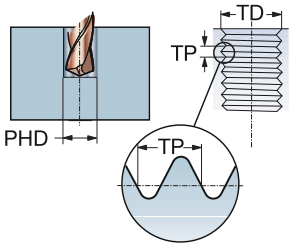

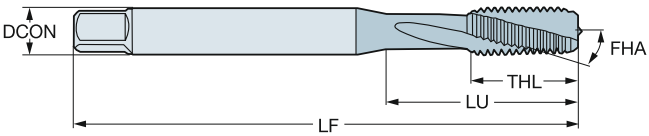

P
30–48 HRC

TDZ	TP	LU	CZC_{MS}	TCTR	**Ordering code**	DCON	TD	LF	THL	NOF	BSG
						Dimensions, mm, inch					
M 3	0.50	12.00	4.50 x 3.40	6H	**E314M3**	4.50	3.00	63.00	12.00	3	C-DIN 371
		.472				*.177*	*.118*	*2.480*	*.472*		
M 4	0.70	13.00	6.00 x 4.90	6H	**E314M4**	6.00	4.00	70.00	13.00	3	C-DIN 371
		.511				*.236*	*.157*	*2.755*	*.511*		
M 5	0.80	15.00	6.00 x 4.90	6H	**E314M5**	6.00	5.00	80.00	15.00	3	C-DIN 371
		.590				*.236*	*.196*	*3.149*	*.590*		
M 6	1.00	18.00	8.00 x 6.20	6H	**E314M6**	8.00	6.00	90.00	18.00	3	C-DIN 371
		.708				*.315*	*.236*	*3.543*	*.708*		
M 8	1.25	20.00	10.00 x 8.00	6H	**E314M8**	10.00	8.00	100.00	20.00	3	C-DIN 371
		.787				*.394*	*.314*	*3.937*	*.787*		
M 10	1.50	39.00	10.00 x 8.00	6H	**E314M10**	10.00	10.00	100.00	20.00	3	DIN 371
		1.535				*.394*	*.393*	*3.937*	*.787*		

O5 Q5 L253 PHD/PHDX L247 Q1 Q35

CoroTap™ 300 cutting tap with spiral flutes

Thread form: Metric

THCHT	C
THBTP	0
ULDR	1.5
FHA	15°
CNSC	0
SUBSTRATE	HSS-E-PM
COATING	CoolTop

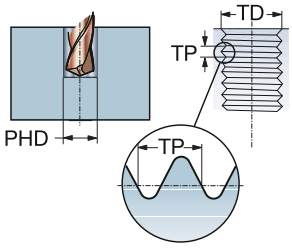

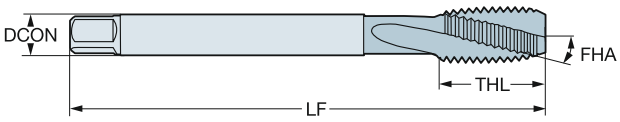

P
30–48 HRC

TDZ	TP	LU	CZC_{MS}	TCTR	Ordering code	DCON	TD	LF	THL	NOF	BSG
						Dimensions, mm, inch					
M 12	1.75	83.00	9.00 x 7.00	6H	**E316M12**	9.00	12.00	110.00	23.00	4	DIN 376
		3.267				*.354*	*.472*	*4.330*	*.905*		
M 14	2.00	81.00	11.00 x 9.00	6H	**E316M14**	11.00	14.00	110.00	25.00	4	DIN 376
		3.188				*.433*	*.551*	*4.330*	*.984*		
M 16	2.00	68.00	12.00 x 9.00	6H	**E316M16**	12.00	16.00	110.00	25.00	4	DIN 376
		2.677				*.472*	*.629*	*4.330*	*.984*		
M 18	2.50	81.00	14.00 x 11.00	6H	**E316M18**	14.00	18.00	125.00	30.00	4	DIN 376
		3.188				*.551*	*.708*	*4.921*	*1.181*		
M 20	2.50	95.00	16.00 x 12.00	6H	**E316M20**	16.00	20.00	140.00	30.00	4	DIN 376
		3.740				*.630*	*.787*	*5.511*	*1.181*		

O5 Q5 L253 PHD/PHDX L247 Q1 Q35

CoroTap™ 300 cutting tap with spiral flutes

Thread form: Metric

THCHT	C
THBTP	0
ULDR	1.5
FHA	15°
CNSC	0
SUBSTRATE	HSS-E-PM
COATING	CoolTop

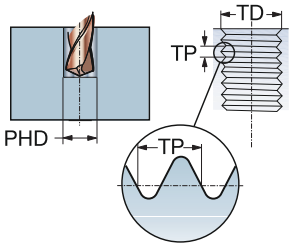

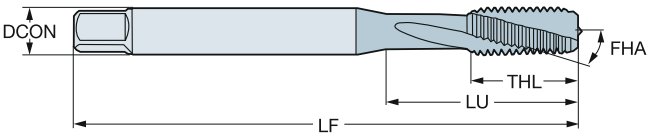

P
30–48 HRC

TDZ	TP	LU	CZC_{MS}	TCTR	Ordering code	DCON	TD	LF	THL	NOF	BSG
						Dimensions, mm, inch					
M 3	0.50	13.00	.168 x .131	6H	E864M3	4.30	3.00	63.00	14.70	3	DIN/ANSI
		.511				*.168*	*.118*	*2.480*	*.578*		
M 4	0.70	15.10	.194 x .152	6H	E864M4	4.90	4.00	70.00	15.10	3	DIN/ANSI
		.594				*.194*	*.157*	*2.755*	*.594*		
M 5	0.80	17.00	.255 x .191	6H	E864M5	6.50	5.00	80.00	17.00	3	DIN/ANSI
		.669				*.255*	*.196*	*3.149*	*.669*		
M 6	1.00	20.20	.318 x .238	6H	E864M6	8.10	6.00	90.00	20.20	3	DIN/ANSI
		.795				*.318*	*.236*	*3.543*	*.795*		
M 8	1.25	20.00	.381 x .286	6H	E864M8	9.70	8.00	100.00	22.80	3	DIN/ANSI
		.787				*.381*	*.314*	*3.937*	*.897*		
M 10	1.50	37.80	.381 x .286	6H	E864M10	9.70	10.00	100.00	20.00	3	DIN/ANSI
		1.488				*.381*	*.393*	*3.937*	*.787*		
M 12	1.75	86.02	.367 x .275	6H	E864M12	9.30	12.00	110.00	23.00	4	DIN/ANSI
		3.386				*.367*	*.472*	*4.330*	*.905*		
M 14	2.00	84.82	.429 x .322	6H	E864M14	10.90	14.00	110.00	23.00	4	DIN/ANSI
		3.339				*.429*	*.551*	*4.330*	*.905*		
M 16	2.00	70.86	.480 x .360	6H	E864M16	12.20	16.00	110.00	23.00	4	DIN/ANSI
		2.789				*.480*	*.629*	*4.330*	*.905*		
M 18	2.50	84.69	.542 x .406	6H	E864M18	13.80	18.00	125.00	30.00	4	DIN/ANSI
		3.334				*.542*	*.708*	*4.921*	*1.181*		
M 20	2.50	97.58	.652 x .489	6H	E864M20	16.60	20.00	140.00	30.00	4	DIN/ANSI
		3.841				*.652*	*.787*	*5.511*	*1.181*		

O5 Q5 L253 PHD/PHDX L247 Q1 Q35

CoroTap™ 300 cutting tap with spiral flutes

Thread form: Metric

THCHT	C
THBTP	1
ULDR	3.0
FHA	48°
CNSC	0
SUBSTRATE	HSS-E-PM
COATING	CoolTop

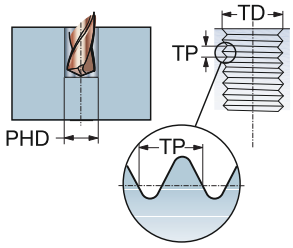

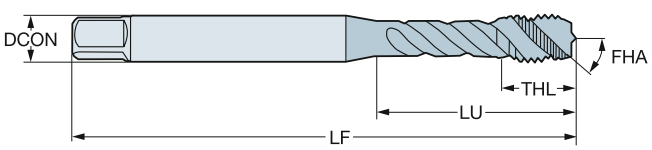

P
≤350HB

TDZ	TP	LU	CZC_{MS}	TCTR	Ordering code	DCON	TD	LF	THL	NOF	BSG
						Dimensions, mm, inch					
M 1.6	0.35	20.00	2.50 x 2.10	6HX	**EX03PM1.6**	2.50	1.60	40.00	6.00	2	DIN 371
		.787				*.098*	*.062*	*1.574*	*.236*		
M 2	0.40	9.00	2.80 x 2.10	6HX	**EX03PM2**	2.80	2.00	45.00	4.00	3	DIN 371
		.354				*.110*	*.078*	*1.771*	*.157*		
M 2.2	0.45	12.00	2.80 x 2.10	6HX	**EX03PM2.2**	2.80	2.20	45.00	4.00	3	DIN 371
		.472				*.110*	*.086*	*1.771*	*.157*		
M 2.3	0.40	12.00	2.80 x 2.10	6HX	**EX03PM2.3**	2.80	2.30	45.00	4.00	3	DIN 371
		.472				*.110*	*.090*	*1.771*	*.157*		
M 2.5	0.45	12.50	2.80 x 2.10	6HX	**EX03PM2.5**	2.80	2.50	50.00	4.00	3	DIN 371
		.492				*.110*	*.098*	*1.968*	*.157*		
M 2.6	0.45	12.50	2.80 x 2.10	6HX	**EX03PM2.6**	2.80	2.60	50.00	4.00	3	DIN 371
		.492				*.110*	*.102*	*1.968*	*.157*		
M 3	0.50	18.00	3.50 x 2.70	6HX	**EX03PM3**	3.50	3.00	56.00	5.90	3	DIN 371
		.708				*.138*	*.118*	*2.204*	*.232*		
M 3.5	0.60	20.00	4.00 x 3.00	6HX	**EX03PM3.5**	4.00	3.50	56.00	7.00	3	DIN 371
		.787				*.157*	*.137*	*2.204*	*.275*		
M 4	0.70	21.00	4.50 x 3.40	6HX	**EX03PM4**	4.50	4.00	63.00	6.70	3	DIN 371
		.826				*.177*	*.157*	*2.480*	*.263*		
M 5	0.80	25.00	6.00 x 4.90	6HX	**EX03PM5**	6.00	5.00	70.00	7.70	3	DIN 371
		.984				*.236*	*.196*	*2.755*	*.303*		
M 5	0.80	49.00	3.50 x 2.70	6HX	**EX03PM5DIN376**	3.50	5.00	70.00	8.00	3	DIN 376
		1.929				*.138*	*.196*	*2.755*	*.314*		
M 6	1.00	30.00	6.00 x 4.90	6HX	**EX03PM6**	6.00	6.00	80.00	10.00	3	DIN 371
		1.181				*.236*	*.236*	*3.149*	*.393*		
M 6	1.00	59.00	4.50 x 3.40	6HX	**EX03PM6DIN376**	4.50	6.00	80.00	10.00	3	DIN 376
		2.322				*.177*	*.236*	*3.149*	*.393*		
M 7	1.00	31.00	7.00 x 5.50	6HX	**EX03PM7**	7.00	7.00	80.00	10.00	3	DIN 371
		1.220				*.276*	*.275*	*3.149*	*.393*		
M 8	1.25	35.00	8.00 x 6.20	6HX	**EX03PM8**	8.00	8.00	90.00	11.60	3	DIN 371
		1.377				*.315*	*.314*	*3.543*	*.456*		
M 8	1.25	67.00	6.00 x 4.90	6HX	**EX03PM8DIN376**	6.00	8.00	90.00	13.00	3	DIN 376
		2.637				*.236*	*.314*	*3.543*	*.511*		
M 10	1.50	39.00	10.00 x 8.00	6HX	**EX03PM10**	10.00	10.00	100.00	15.10	3	DIN 371
		1.535				*.394*	*.393*	*3.937*	*.594*		
M 10	1.50	77.00	7.00 x 5.50	6HX	**EX03PM10DIN376**	7.00	10.00	100.00	15.00	3	DIN 376
		3.031				*.276*	*.393*	*3.937*	*.590*		
M 12	1.75	83.00	9.00 x 7.00	6HX	**EX03PM12**	9.00	12.00	110.00	16.00	3	DIN 376
		3.267				*.354*	*.472*	*4.330*	*.629*		
M 14	2.00	81.00	11.00 x 9.00	6HX	**EX03PM14**	11.00	14.00	110.00	20.00	3	DIN 376
		3.188				*.433*	*.551*	*4.330*	*.787*		
M 16	2.00	68.00	12.00 x 9.00	6HX	**EX03PM16**	12.00	16.00	110.00	20.00	4	DIN 376
		2.677				*.472*	*.629*	*4.330*	*.787*		
M 18	2.50	81.00	14.00 x 11.00	6HX	**EX03PM18**	14.00	18.00	125.00	25.00	4	DIN 376
		3.188				*.551*	*.708*	*4.921*	*.984*		

O5 Q5 L253 PHD/PHDX L247 Q1 Q35

CoroTap™ 300 cutting tap with spiral flutes

Thread form: Metric

THCHT	C
THBTP	1
ULDR	3.0
FHA	48°
CNSC	0
SUBSTRATE	HSS-E-PM
COATING	CoolTop

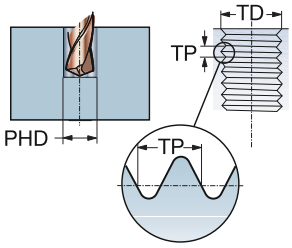

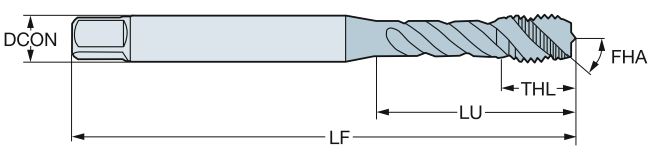

P
≤350HB

TDZ	TP	LU	CZC_{MS}	TCTR	Ordering code	DCON	TD	LF	THL	NOF	BSG
						Dimensions, mm, inch					
M 20	2.50	95.00	16.00 x 12.00	6HX	**EX03PM20**	16.00	20.00	140.00	25.00	4	DIN 376
		3.740				*.630*	*.787*	*5.511*	*.984*		
M 22	2.50	93.00	18.00 x 14.50	6HX	**EX03PM22**	18.00	22.00	140.00	25.00	4	DIN 376
		3.661				*.709*	*.866*	*5.511*	*.984*		
M 24	3.00	113.00	18.00 x 14.50	6HX	**EX03PM24**	18.00	24.00	160.00	30.00	4	DIN 376
		4.448				*.709*	*.944*	*6.299*	*1.181*		
M 27	3.00	97.00	20.00 x 16.00	6HX	**EX03PM27**	20.00	27.00	160.00	30.00	4	DIN 376
		3.818				*.787*	*1.062*	*6.299*	*1.181*		
M 30	3.50	115.00	22.00 x 18.00	6HX	**EX03PM30**	22.00	30.00	180.00	36.00	4	DIN 376
		4.527				*.866*	*1.181*	*7.086*	*1.417*		

O5 Q5 L253 PHD/PHDX L247 Q1 Q35

CoroTap™ 300 cutting tap with spiral flutes

Thread form: Metric

THCHT	C
THBTP	1
ULDR	3.0
FHA	48°
CNSC	1
SUBSTRATE	HSS-E-PM
COATING	CoolTop

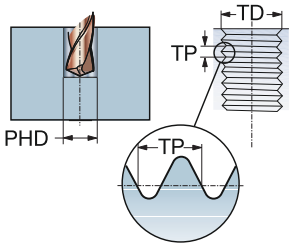

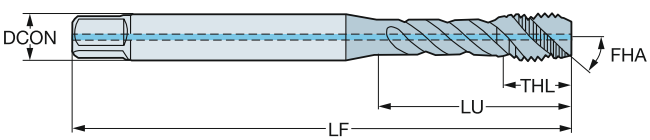

P
≤350HB

TDZ	TP	LU	CZC_{MS}	TCTR	Ordering code	DCON	TD	LF	THL	NOF	BSG
						Dimensions, mm, inch					
M 4	0.70	21.00	4.50 x 3.40	6HX	EX09PM4	4.50	4.00	63.00	6.70	3	DIN 371
		.826				*.177*	*.157*	*2.480*	*.263*		
M 5	0.80	25.00	6.00 x 4.90	6HX	EX09PM5	6.00	5.00	70.00	7.70	3	DIN 371
		.984				*.236*	*.196*	*2.755*	*.303*		
M 6	1.00	31.00	6.00 x 4.90	6HX	EX09PM6	6.00	6.00	80.00	10.00	3	DIN 371
		1.220				*.236*	*.236*	*3.149*	*.393*		
M 7	1.00	31.00	7.00 x 5.50	6HX	EX09PM7	7.00	7.00	80.00	10.00	3	DIN 371
		1.220				*.276*	*.275*	*3.149*	*.393*		
M 8	1.25	35.00	8.00 x 6.20	6HX	EX09PM8	8.00	8.00	90.00	11.60	3	DIN 371
		1.377				*.315*	*.314*	*3.543*	*.456*		
M 10	1.50	39.00	10.00 x 8.00	6HX	EX09PM10	10.00	10.00	100.00	15.10	3	DIN 371
		1.535				*.394*	*.393*	*3.937*	*.594*		
M 12	1.75	83.00	9.00 x 7.00	6HX	EX09PM12	9.00	12.00	110.00	16.00	3	DIN 376
		3.267				*.354*	*.472*	*4.330*	*.629*		
M 14	2.00	81.00	11.00 x 9.00	6HX	EX09PM14	11.00	14.00	110.00	20.00	3	DIN 376
		3.188				*.433*	*.551*	*4.330*	*.787*		
M 16	2.00	68.00	12.00 x 9.00	6HX	EX09PM16	12.00	16.00	110.00	20.00	4	DIN 376
		2.677				*.472*	*.629*	*4.330*	*.787*		
M 18	2.50	81.00	14.00 x 11.00	6HX	EX09PM18	14.00	18.00	125.00	25.00	4	DIN 376
		3.188				*.551*	*.708*	*4.921*	*.984*		
M 20	2.50	95.00	16.00 x 12.00	6HX	EX09PM20	16.00	20.00	140.00	25.00	4	DIN 376
		3.740				*.630*	*.787*	*5.511*	*.984*		
M 22	2.50	93.00	18.00 x 14.50	6HX	EX09PM22	18.00	22.00	140.00	25.00	4	DIN 376
		3.661				*.709*	*.866*	*5.511*	*.984*		
M 24	3.00	113.00	18.00 x 14.50	6HX	EX09PM24	18.00	24.00	160.00	30.00	4	DIN 376
		4.448				*.709*	*.944*	*6.299*	*1.181*		
M 27	3.00	97.00	20.00 x 16.00	6HX	EX09PM27	20.00	27.00	160.00	30.00	4	DIN 376
		3.818				*.787*	*1.062*	*6.299*	*1.181*		
M 30	3.50	115.00	22.00 x 18.00	6HX	EX09PM30	22.00	30.00	180.00	36.00	4	DIN 376
		4.527				*.866*	*1.181*	*7.086*	*1.417*		

O5 Q5 L253 PHD/PHDX L247 Q1 Q35

CoroTap™ 300 cutting tap with spiral flutes

Thread form: Metric

THCHT	C
THBTP	0
ULDR	2.5
FHA	45°
CNSC	0
SUBSTRATE	HSS-PM
COATING	CoolTop

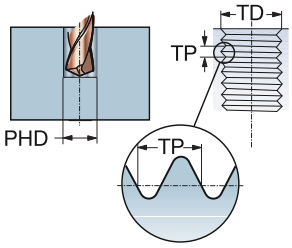

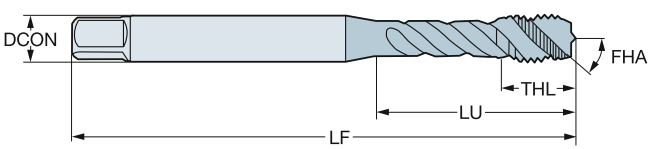

P
≤350HB

TDZ	TP	LU	CZC_{MS}	TCTR	Ordering code	DCON	TD	LF	THL	NOF	BSG
						Dimensions, mm, inch					
M 3	0.50	12.50	3.15 x 2.50	6H	**E050M3**	3.20	3.00	48.00	5.90	3	ISO 529
		.492				*.124*	*.118*	*1.889*	*.232*		
M 4	0.70	19.00	4.00 x 3.15	6H	**E050M4**	4.00	4.00	53.00	6.70	3	ISO 529
		.748				*.157*	*.157*	*2.086*	*.263*		
M 5	0.80	22.00	5.00 x 4.00	6H	**E050M5**	5.00	5.00	58.00	7.70	3	ISO 529
		.866				*.197*	*.196*	*2.283*	*.303*		
M 6	1.00	27.00	6.30 x 5.00	6H	**E050M6**	6.30	6.00	66.00	10.00	3	ISO 529
		1.062				*.248*	*.236*	*2.598*	*.393*		
M 8	1.25	31.00	8.00 x 6.30	6H	**E050M8**	8.00	8.00	72.00	11.60	3	ISO 529
		1.220				*.315*	*.314*	*2.834*	*.456*		
M 10	1.50	35.00	10.00 x 8.00	6H	**E050M10**	10.00	10.00	80.00	15.10	3	ISO 529
		1.377				*.394*	*.393*	*3.149*	*.594*		
M 12	1.75	62.00	9.00 x 7.10	6H	**E050M12**	9.00	12.00	89.00	16.00	3	ISO 529
		2.440				*.354*	*.472*	*3.503*	*.629*		
M 16	2.00	59.00	12.50 x 10.00	6H	**E050M16**	12.50	16.00	102.00	18.00	4	ISO 529
		2.322				*.492*	*.629*	*4.015*	*.708*		
M 20	2.50	68.00	14.00 x 11.20	6H	**E050M20**	14.00	20.00	112.00	22.50	4	ISO 529
		2.677				*.551*	*.787*	*4.409*	*.885*		

O5 Q5 L253 PHD/PHDX L247 Q1 Q35

CoroTap™ 300 cutting tap with spiral flutes

Thread form: Metric

THCHT	C
THBTP	0
ULDR	2.5
FHA	45°
CNSC	1
SUBSTRATE	HSS-PM
COATING	CoolTop

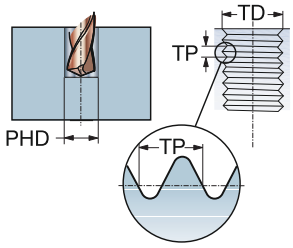

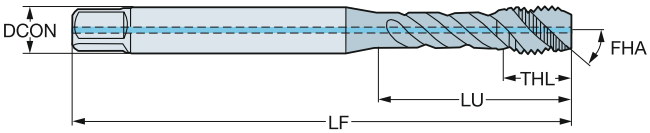

P
≤350HB

TDZ	TP	LU	CZC_{MS}	TCTR	Ordering code	DCON	TD	LF	THL	NOF	BSG
						Dimensions, mm, inch					
M 6	1.00	27.00	6.30 x 5.00	6H	**E051M6**	6.30	6.00	66.00	10.00	3	ISO 529
		1.062				*.248*	*.236*	*2.598*	*.393*		
M 8	1.25	31.00	8.00 x 6.30	6H	**E051M8**	8.00	8.00	72.00	11.60	3	ISO 529
		1.220				*.315*	*.314*	*2.834*	*.456*		
M 10	1.50	35.00	10.00 x 8.00	6H	**E051M10**	10.00	10.00	80.00	15.10	3	ISO 529
		1.377				*.394*	*.393*	*3.149*	*.594*		
M 12	1.75	62.00	9.00 x 7.10	6H	**E051M12**	9.00	12.00	89.00	16.00	3	ISO 529
		2.440				*.354*	*.472*	*3.503*	*.629*		
M 16	2.00	59.00	12.50 x 10.00	6H	**E051M16**	12.50	16.00	102.00	18.00	4	ISO 529
		2.322				*.492*	*.629*	*4.015*	*.708*		
M 20	2.50	68.00	14.00 x 11.20	6H	**E051M20**	14.00	20.00	112.00	22.50	4	ISO 529
		2.677				*.551*	*.787*	*4.409*	*.885*		

O5 Q5 L253 PHD/PHDX L247 Q1 Q35

CoroTap™ 300 cutting tap with spiral flutes

Thread form: Metric

THCHT	C
THBTP	1
ULDR	3
FHA	48°
CNSC	0
SUBSTRATE	HSS-E-PM
COATING	CoolTop

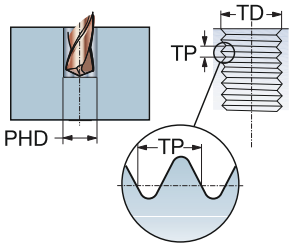

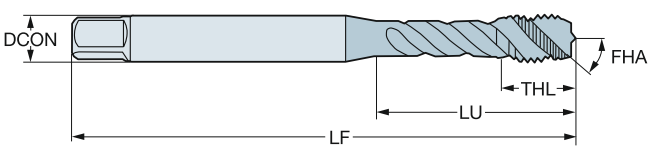

P
≤350HB

TDZ	TP	LU	CZC_{MS}	TCTR	Ordering code	DCON	TD	LF	THL	NOF	BSG
						Dimensions, mm, inch					
M 3	0.50	15.88	.141 x .110	6HX	**EX03PAM3**	3.60	3.00	56.00	5.99	3	DIN/ANSI
		.625				*.141*	*.118*	*2.204*	*.235*		
M 4	0.70	16.58	.168 x .131	6HX	**EX03PAM4**	4.30	4.00	63.00	7.01	3	DIN/ANSI
		.652				*.168*	*.157*	*2.480*	*.275*		
M 5	0.80	21.42	.194 x .152	6HX	**EX03PAM5**	4.90	5.00	70.00	8.00	3	DIN/ANSI
		.843				*.194*	*.196*	*2.755*	*.315*		
M 6	1.00	25.59	.255 x .191	6HX	**EX03PAM6**	6.50	6.00	80.00	10.00	3	DIN/ANSI
		1.007				*.255*	*.236*	*3.149*	*.394*		
M 8	1.25	30.20	.318 x .238	6HX	**EX03PAM8**	8.10	8.00	90.00	11.98	3	DIN/ANSI
		1.189				*.318*	*.314*	*3.543*	*.472*		
M 10	1.50	37.77	.381 x .286	6HX	**EX03PAM10**	9.70	10.00	100.00	15.01	3	DIN/ANSI
		1.487				*.381*	*.393*	*3.937*	*.590*		
M 12	1.75	86.02	.367 x .275	6HX	**EX03PAM12**	9.30	12.00	110.00	18.00	3	DIN/ANSI
		3.386				*.367*	*.472*	*4.330*	*.709*		
M 14	2.00	84.82	.429 x .322	6HX	**EX03PAM14**	10.90	14.00	110.00	19.98	3	DIN/ANSI
		3.339				*.429*	*.551*	*4.330*	*.787*		
M 16	2.00	70.86	.480 x .360	6HX	**EX03PAM16**	12.20	16.00	110.00	23.00	4	DIN/ANSI
		2.789				*.480*	*.629*	*4.330*	*.905*		
M 18	2.50	84.69	.542 x .406	6HX	**EX03PAM18**	13.80	18.00	125.00	29.99	4	DIN/ANSI
		3.334				*.542*	*.708*	*4.921*	*1.180*		
M 20	2.50	97.58	.652 x .489	6HX	**EX03PAM20**	16.60	20.00	140.00	29.99	4	DIN/ANSI
		3.841				*.652*	*.787*	*5.511*	*1.180*		
M 24	3.00	101.60	.760 x .570	6HX	**EX03PAM24**	19.30	24.00	160.00	29.99	4	DIN/ANSI
		3.999				*.760*	*.944*	*6.299*	*1.180*		

O5 Q5 L253 PHD/PHDX L247 Q1 Q35

CoroTap™ 300 cutting tap with spiral flutes

Thread form: Metric

THCHT	C
THBTP	0
ULDR	2.0
FHA	40°
CNSC	0
SUBSTRATE	HSS-E
COATING	ST

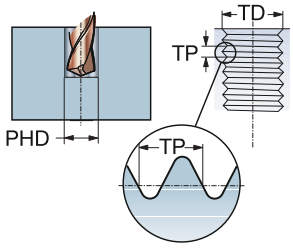

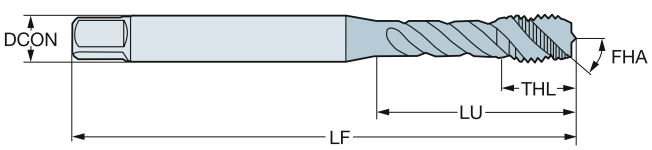

M

TDZ	TP	LU	CZC_{MS}	TCTR	Ordering code	DCON	TD	LF	THL	NOF	BSG
						Dimensions, mm, inch					
M 3	0.50	18.00	3.50 x 2.70	6H	**E346M3**	3.50	3.00	56.00	5.90	3	DIN 371
		.708				*.138*	*.118*	*2.204*	*.232*		
M 4	0.70	21.00	4.50 x 3.40	6H	**E346M4**	4.50	4.00	63.00	6.70	3	DIN 371
		.826				*.177*	*.157*	*2.480*	*.263*		
M 5	0.80	25.00	6.00 x 4.90	6H	**E346M5**	6.00	5.00	70.00	7.70	3	DIN 371
		.984				*.236*	*.196*	*2.755*	*.303*		
M 6	1.00	30.00	6.00 x 4.90	6H	**E346M6**	6.00	6.00	80.00	10.00	3	DIN 371
		1.181				*.236*	*.236*	*3.149*	*.393*		
M 8	1.25	33.00	8.00 x 6.20	6H	**E346M8**	8.00	8.00	90.00	11.60	3	DIN 371
		1.299				*.315*	*.314*	*3.543*	*.456*		
M 10	1.50	39.00	10.00 x 8.00	6H	**E346M10**	10.00	10.00	100.00	15.10	3	DIN 371
		1.535				*.394*	*.393*	*3.937*	*.594*		

O5 Q5 L253 PHD/PHDX L247 Q1 Q35

CoroTap™ 300 cutting tap with spiral flutes

Thread form: Metric

THCHT	C
THBTP	0
ULDR	2.0
FHA	40°
CNSC	0
SUBSTRATE	HSS-E
COATING	ST

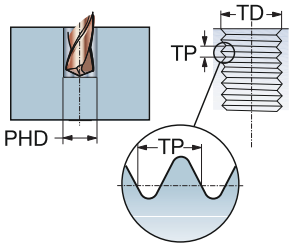

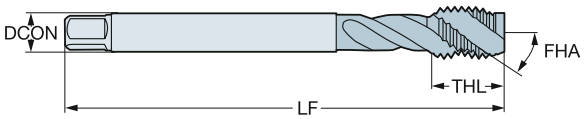

M

TDZ	TP	LU	CZC_{MS}	TCTR	Ordering code	DCON	TD	LF	THL	NOF	BSG
						Dimensions, mm, inch					
M 12	1.75	83.00	9.00 x 7.00	6H	**E347M12**	9.00	12.00	110.00	16.00	4	DIN 376
		3.267				*.354*	*.472*	*4.330*	*.629*		
M 14	2.00	81.00	11.00 x 9.00	6H	**E347M14**	11.00	14.00	110.00	20.00	4	DIN 376
		3.188				*.433*	*.551*	*4.330*	*.787*		
M 16	2.00	68.00	12.00 x 9.00	6H	**E347M16**	12.00	16.00	110.00	20.00	4	DIN 376
		2.677				*.472*	*.629*	*4.330*	*.787*		
M 18	2.50	81.00	14.00 x 11.00	6H	**E347M18**	14.00	18.00	125.00	25.00	4	DIN 376
		3.188				*.551*	*.708*	*4.921*	*.984*		
M 20	2.50	95.00	16.00 x 12.00	6H	**E347M20**	16.00	20.00	140.00	25.00	4	DIN 376
		3.740				*.630*	*.787*	*5.511*	*.984*		
M 22	2.50	93.00	18.00 x 14.50	6H	**E347M22**	18.00	22.00	140.00	25.00	4	DIN 376
		3.661				*.709*	*.866*	*5.511*	*.984*		
M 24	3.00	113.00	18.00 x 14.50	6H	**E347M24**	18.00	24.00	160.00	30.00	4	DIN 376
		4.448				*.709*	*.944*	*6.299*	*1.181*		
M 27	3.00	97.00	20.00 x 16.00	6H	**E347M27**	20.00	27.00	160.00	30.00	4	DIN 376
		3.818				*.787*	*1.062*	*6.299*	*1.181*		
M 30	3.50	115.00	22.00 x 18.00	6H	**E347M30**	22.00	30.00	180.00	36.00	4	DIN 376
		4.527				*.866*	*1.181*	*7.086*	*1.417*		

O5 Q5 L253 PHD/PHDX L247 Q1 Q35

CoroTap™ 300 cutting tap with spiral flutes

Thread form: Metric

THCHT	C
THBTP	1
ULDR	2.5
FHA	48°
CNSC	0
SUBSTRATE	HSS-E
COATING	SmoothTop

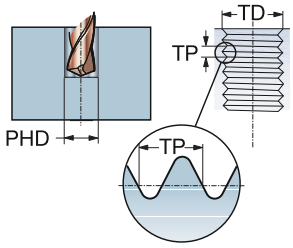

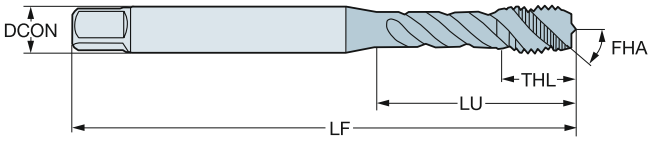

M

TDZ	TP	LU	CZC_{MS}	TCTR	Ordering code	DCON	TD	LF	THL	NOF	BSG
						Dimensions, mm, inch					
M 1.6	0.35	8.00	2.50 x 2.10	6H	**E404M1.6**	2.50	1.60	40.00	6.00	2	DIN 371
		.314				*.098*	*.062*	*1.574*	*.236*		
M 2	0.40	9.00	2.80 x 2.10	6H	**E404M2**	2.80	2.00	45.00	4.00	3	DIN 371
		.354				*.110*	*.078*	*1.771*	*.157*		
M 2.2	0.45	12.00	2.80 x 2.10	6H	**E404M2.2**	2.80	2.20	45.00	4.00	3	DIN 371
		.472				*.110*	*.086*	*1.771*	*.157*		
M 2.3	0.40	12.00	2.80 x 2.10	6H	**E404M2.3**	2.80	2.30	45.00	4.00	3	DIN 371
		.472				*.110*	*.090*	*1.771*	*.157*		
M 2.5	0.45	12.50	2.80 x 2.10	6H	**E404M2.5**	2.80	2.50	50.00	4.00	3	DIN 371
		.492				*.110*	*.098*	*1.968*	*.157*		
M 2.6	0.45	12.50	2.80 x 2.10	6H	**E404M2.6**	2.80	2.60	50.00	4.00	3	DIN 371
		.492				*.110*	*.102*	*1.968*	*.157*		
M 3	0.50	18.00	3.50 x 2.70	6H	**E404M3**	3.50	3.00	56.00	5.90	3	DIN 371
		.708				*.138*	*.118*	*2.204*	*.232*		
M 4	0.70	21.00	4.50 x 3.40	6H	**E404M4**	4.50	4.00	63.00	6.70	3	DIN 371
		.826				*.177*	*.157*	*2.480*	*.263*		
M 5	0.80	25.00	6.00 x 4.90	6H	**E404M5**	6.00	5.00	70.00	7.70	3	DIN 371
		.984				*.236*	*.196*	*2.755*	*.303*		
M 6	1.00	30.00	6.00 x 4.90	6H	**E404M6**	6.00	6.00	80.00	10.00	3	DIN 371
		1.181				*.236*	*.236*	*3.149*	*.393*		
M 8	1.25	35.00	8.00 x 6.20	6H	**E404M8**	8.00	8.00	90.00	11.60	3	DIN 371
		1.377				*.315*	*.314*	*3.543*	*.456*		
M 10	1.50	39.00	10.00 x 8.00	6H	**E404M10**	10.00	10.00	100.00	15.10	3	DIN 371
		1.535				*.394*	*.393*	*3.937*	*.594*		
M 12	1.75	83.00	9.00 x 7.00	6H	**E404M12**	9.00	12.00	110.00	23.00	3	DIN 376
		3.267				*.354*	*.472*	*4.330*	*.905*		
M 14	2.00	81.00	11.00 x 9.00	6H	**E404M14**	11.00	14.00	110.00	20.00	3	DIN 376
		3.188				*.433*	*.551*	*4.330*	*.787*		
M 16	2.00	68.00	12.00 x 9.00	6H	**E404M16**	12.00	16.00	110.00	20.00	4	DIN 376
		2.677				*.472*	*.629*	*4.330*	*.787*		
M 20	2.50	95.00	16.00 x 12.00	6H	**E404M20**	16.00	20.00	140.00	25.00	4	DIN 376
		3.740				*.630*	*.787*	*5.511*	*.984*		

O5 Q5 L253 PHD/PHDX L247 Q1 Q35

CoroTap™ 300 cutting tap with spiral flutes

Thread form: Metric

THCHT	C
THBTP	0
ULDR	2.5
FHA	48°
CNSC	0
SUBSTRATE	HSS-PM
COATING	ST

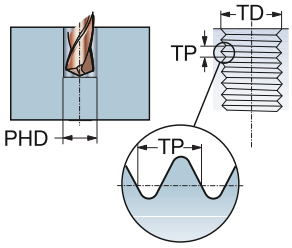

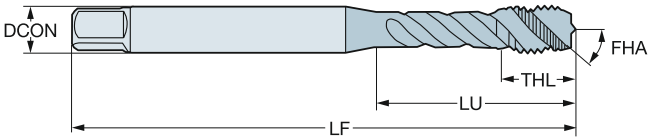

M

TDZ	TP	LU	CZC_{MS}	TCTR	Ordering code	DCON	TD	LF	THL	NOF	BSG
						Dimensions, mm, inch					
M 3	0.50	15.00	3.15 x 2.50	6H	**E047M3**	3.20	3.00	48.00	5.90	3	ISO 529
		.590				*.124*	*.118*	*1.889*	*.232*		
M 4	0.70	19.00	4.00 x 3.15	6H	**E047M4**	4.00	4.00	53.00	6.70	3	ISO 529
		.748				*.157*	*.157*	*2.086*	*.263*		
M 5	0.80	22.00	5.00 x 4.00	6H	**E047M5**	5.00	5.00	58.00	7.70	3	ISO 529
		.866				*.197*	*.196*	*2.283*	*.303*		
M 6	1.00	27.00	6.30 x 5.00	6H	**E047M6**	6.30	6.00	66.00	10.00	3	ISO 529
		1.062				*.248*	*.236*	*2.598*	*.393*		
M 8	1.25	31.00	8.00 x 6.30	6H	**E047M8**	8.00	8.00	72.00	11.60	3	ISO 529
		1.220				*.315*	*.314*	*2.834*	*.456*		
M 10	1.50	35.00	10.00 x 8.00	6H	**E047M10**	10.00	10.00	80.00	15.10	3	ISO 529
		1.377				*.394*	*.393*	*3.149*	*.594*		
M 12	1.75	62.00	9.00 x 7.10	6H	**E047M12**	9.00	12.00	89.00	16.00	3	ISO 529
		2.440				*.354*	*.472*	*3.503*	*.629*		
M 16	2.00	59.00	12.50 x 10.00	6H	**E047M16**	12.50	16.00	102.00	18.00	4	ISO 529
		2.322				*.492*	*.629*	*4.015*	*.708*		
M 20	2.50	68.00	14.00 x 11.20	6H	**E047M20**	14.00	20.00	112.00	22.50	4	ISO 529
		2.677				*.551*	*.787*	*4.409*	*.885*		

O5 Q5 L253 PHD/PHDX L247 Q1 Q35

CoroTap™ 300 cutting tap with spiral flutes

Thread form: Metric

THCHT	C
THBTP	1
ULDR	2.5
FHA	48°
CNSC	0
SUBSTRATE	HSS-PM
COATING	SmoothTop

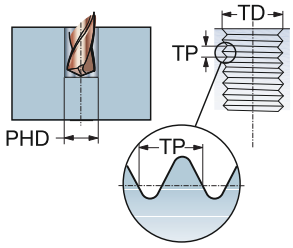

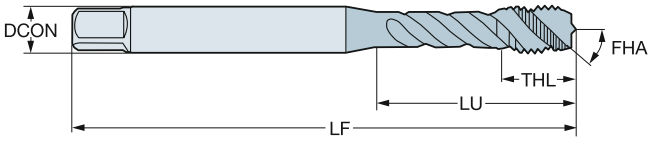

M

TDZ	TP	LU	CZC_{MS}	TCTR	Ordering code	DCON	TD	LF	THL	NOF	BSG
						Dimensions, mm, inch					
M 3	0.50	14.90	3.15 x 2.50	6H	**E048M3**	3.20	3.00	48.00	5.90	3	ISO 529
		.586				*.124*	*.118*	*1.889*	*.232*		
M 4	0.70	18.50	4.00 x 3.15	6H	**E048M4**	4.00	4.00	53.00	6.70	3	ISO 529
		.728				*.157*	*.157*	*2.086*	*.263*		
M 5	0.80	22.00	5.00 x 4.00	6H	**E048M5**	5.00	5.00	58.00	7.70	3	ISO 529
		.866				*.197*	*.196*	*2.283*	*.303*		
M 6	1.00	27.00	6.30 x 5.00	6H	**E048M6**	6.30	6.00	66.00	10.00	3	ISO 529
		1.062				*.248*	*.236*	*2.598*	*.393*		
M 8	1.25	31.00	8.00 x 6.30	6H	**E048M8**	8.00	8.00	72.00	11.60	3	ISO 529
		1.220				*.315*	*.314*	*2.834*	*.456*		
M 10	1.50	35.00	10.00 x 8.00	6H	**E048M10**	10.00	10.00	80.00	15.10	3	ISO 529
		1.377				*.394*	*.393*	*3.149*	*.594*		
M 12	1.75	62.00	9.00 x 7.10	6H	**E048M12**	9.00	12.00	89.00	16.00	3	ISO 529
		2.440				*.354*	*.472*	*3.503*	*.629*		
M 16	2.00	59.00	12.50 x 10.00	6H	**E048M16**	12.50	16.00	102.00	18.00	4	ISO 529
		2.322				*.492*	*.629*	*4.015*	*.708*		
M 20	2.50	68.00	14.00 x 11.20	6H	**E048M20**	14.00	20.00	112.00	22.50	4	ISO 529
		2.677				*.551*	*.787*	*4.409*	*.885*		

O5 Q5 L253 PHD/PHDX L247 Q1 Q35

CoroTap™ 300 cutting tap with spiral flutes

Thread form: Metric

THCHT	C
THBTP	0
ULDR	2.5
FHA	48°
CNSC	0
SUBSTRATE	HSS-PM
COATING	ST

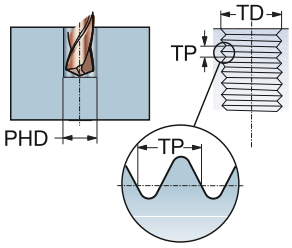

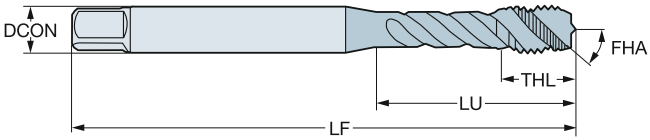

M

TDZ	TP	LU	CZC_{MS}	TCTR	Ordering code	DCON	TD	LF	THL	NOF	BSG
						Dimensions, mm, inch					
M 4	0.70	16.58	.168 x .131	6H	E085M4	4.30	4.00	53.98	7.90	3	ANSI
		.652				*.168*	*.157*	*2.125*	*.311*		
M 5	0.80	21.42	.194 x .152	6H	E085M5	4.90	5.00	60.33	8.50	3	ANSI
		.843				*.194*	*.196*	*2.375*	*.334*		
M 6	1.00	27.92	.255 x .191	6H	E085M6	6.50	6.00	63.50	10.00	3	ANSI
		1.099				*.255*	*.236*	*2.500*	*.393*		
M 8	1.25	33.26	.318 x .238	6H	E085M8	8.10	8.00	69.06	11.60	3	ANSI
		1.309				*.318*	*.314*	*2.718*	*.456*		
M 10	1.50	36.61	.381 x .286	6H	E085M10	9.70	10.00	74.61	13.50	3	ANSI
		1.441				*.381*	*.393*	*2.937*	*.531*		
M 12	1.75	61.74	.367 x .275	6H	E085M12	9.30	12.00	85.73	17.50	3	ANSI
		2.430				*.367*	*.472*	*3.375*	*.688*		
M 14	2.00	66.10	.429 x .322	6H	E085M14	10.90	14.00	91.28	18.00	3	ANSI
		2.602				*.429*	*.551*	*3.593*	*.708*		
M 16	2.00	57.69	.480 x .360	6H	E085M16	12.20	16.00	96.84	18.00	4	ANSI
		2.271				*.480*	*.629*	*3.812*	*.708*		
M 20	2.50	71.08	.652 x .489	6H	E085M20	16.60	20.00	113.50	22.50	4	ANSI
		2.798				*.652*	*.787*	*4.468*	*.885*		

O5 Q5 L253 PHD/PHDX L247 Q1 Q35

CoroTap™ 300 cutting tap with spiral flutes

Thread form: Metric

THCHT	C
THBTP	1
ULDR	2.5
FHA	48°
CNSC	0
SUBSTRATE	HSS-PM
COATING	SmoothTop

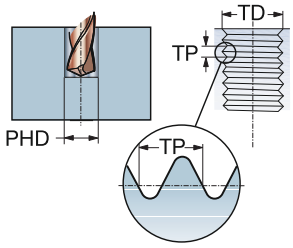

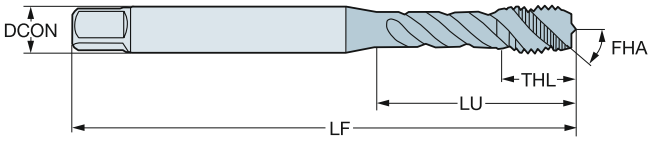

M

TDZ	TP	LU	CZC_{MS}	TCTR	Ordering code	DCON	TD	LF	THL	NOF	BSG
						Dimensions, mm, inch					
M 4	0.70	16.58	.168 x .131	6H	**E862M4**	4.30	4.00	63.00	7.90	3	DIN/ANSI
		.652				*.168*	*.157*	*2.480*	*.311*		
M 5	0.80	21.42	.194 x .152	6H	**E862M5**	4.90	5.00	70.00	8.00	3	DIN/ANSI
		.843				*.194*	*.196*	*2.755*	*.314*		
M 6	1.00	25.59	.255 x .191	6H	**E862M6**	6.50	6.00	80.00	10.70	3	DIN/ANSI
		1.007				*.255*	*.236*	*3.149*	*.421*		
M 8	1.25	30.20	.318 x .238	6H	**E862M8**	8.10	8.00	90.00	12.10	3	DIN/ANSI
		1.189				*.318*	*.314*	*3.543*	*.476*		
M 10	1.50	32.80	.381 x .286	6H	**E862M10**	9.70	10.00	100.00	15.10	3	DIN/ANSI
		1.291				*.381*	*.393*	*3.937*	*.594*		
M 12	1.75	86.02	.367 x .275	6H	**E862M12**	9.30	12.00	110.00	18.00	3	DIN/ANSI
		3.386				*.367*	*.472*	*4.330*	*.708*		
M 16	2.00	70.86	.480 x .360	6H	**E862M16**	12.20	16.00	110.00	20.00	4	DIN/ANSI
		2.789				*.480*	*.629*	*4.330*	*.787*		

O5 Q5 L253 PHD/PHDX L247 Q1 Q35

CoroTap™ 300 cutting tap with spiral flutes

Thread form: Metric

THCHT	C
THBTP	0
ULDR	2.0
FHA	15°
CNSC	0
SUBSTRATE	HM

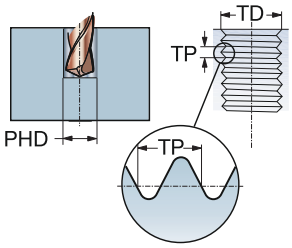

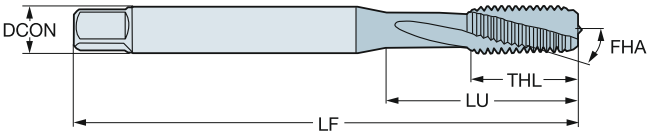

K

TDZ	TP	LU	CZC_{MS}	TCTR	Ordering code	DCON	TD	LF	THL	NOF	BSG
						Dimensions, mm, inch					
M 3	0.50	10.00	3.50 x 2.70	6H	**T105M3**	3.50	3.00	56.00	10.00	3	C-DIN 371
		.393				*.138*	*.118*	*2.204*	*.393*		
M 4	0.70	13.00	4.50 x 3.40	6H	**T105M4**	4.50	4.00	63.00	13.00	3	C-DIN 371
		.511				*.177*	*.157*	*2.480*	*.511*		
M 5	0.80	16.00	6.00 x 4.90	6H	**T105M5**	6.00	5.00	70.00	16.00	3	C-DIN 371
		.629				*.236*	*.196*	*2.755*	*.629*		
M 6	1.00	30.00	6.00 x 4.90	6H	**T105M6**	6.00	6.00	80.00	19.00	3	C-DIN 371
		1.181				*.236*	*.236*	*3.149*	*.748*		
M 8	1.25	35.00	8.00 x 6.20	6H	**T105M8**	8.00	8.00	90.00	22.00	3	C-DIN 371
		1.377				*.315*	*.314*	*3.543*	*.866*		
M 10	1.50	39.00	10.00 x 8.00	6H	**T105M10**	10.00	10.00	100.00	24.00	3	C-DIN 371
		1.535				*.394*	*.393*	*3.937*	*.944*		
M 12	1.75	83.00	9.00 x 7.00	6H	**T105M12**	9.00	12.00	110.00	23.00	3	DIN 376
		3.267				*.354*	*.472*	*4.330*	*.905*		

O5 L253 PHD/PHDX L247 Q1 Q35

CoroTap™ 300 cutting tap with spiral flutes

Thread form: Metric

THCHT	C
THBTP	0
ULDR	3.0
FHA	15°
CNSC	1
SUBSTRATE	HM

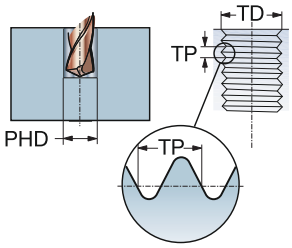

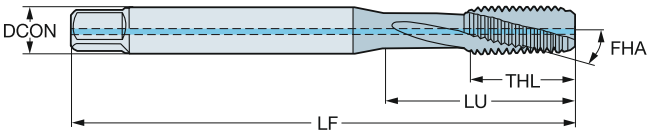

K

TDZ	TP	LU	CZC_{MS}	TCTR	Ordering code	DCON	TD	LF	THL	NOF	BSG
						Dimensions, mm, inch					
M 5	0.80	47.00	6.00 x 4.90	6H	**T106M5**	6.00	5.00	70.00	16.00	3	C-DIN 371
		1.850				*.236*	*.196*	*2.755*	*.629*		
M 6	1.00	30.00	6.00 x 4.90	6H	**T106M6**	6.00	6.00	80.00	19.00	3	C-DIN 371
		1.181				*.236*	*.236*	*3.149*	*.748*		
M 8	1.25	35.00	8.00 x 6.20	6H	**T106M8**	8.00	8.00	90.00	22.00	3	C-DIN 371
		1.377				*.315*	*.314*	*3.543*	*.866*		
M 10	1.50	39.00	10.00 x 8.00	6H	**T106M10**	10.00	10.00	100.00	24.00	3	C-DIN 371
		1.535				*.394*	*.393*	*3.937*	*.944*		
M 12	1.75	83.00	9.00 x 7.00	6H	**T106M12**	9.00	12.00	110.00	23.00	3	DIN 376
		3.267				*.354*	*.472*	*4.330*	*.905*		

O5 L253 PHD/PHDX L247 Q1 Q35

CoroTap™ 300 cutting tap with spiral flutes

Thread form: Metric

THCHT	C
THBTP	0
ULDR	1.5
FHA	15°
CNSC	0
SUBSTRATE	HSS-E-PM

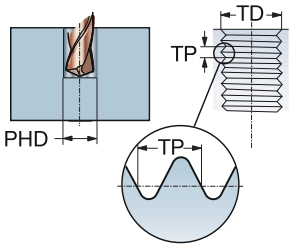

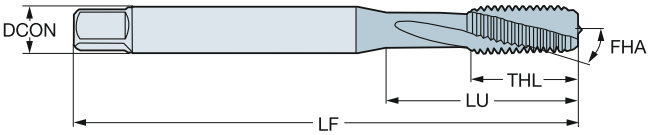

N

TDZ	TP	LU	CZC_{MS}	TCTR	Ordering code	DCON	TD	LF	THL	NOF	BSG
						Dimensions, mm, inch					
M 3	0.50	18.00	3.50 x 2.70	6H	**E354M3**	3.50	3.00	56.00	9.00	3	DIN 371
		.708				*.138*	*.118*	*2.204*	*.354*		
M 4	0.70	21.00	4.50 x 3.40	6H	**E354M4**	4.50	4.00	63.00	12.00	3	DIN 371
		.826				*.177*	*.157*	*2.480*	*.472*		
M 5	0.80	25.00	6.00 x 4.90	6H	**E354M5**	6.00	5.00	70.00	13.00	3	DIN 371
		.984				*.236*	*.196*	*2.755*	*.511*		
M 6	1.00	30.00	6.00 x 4.90	6H	**E354M6**	6.00	6.00	80.00	15.00	3	DIN 371
		1.181				*.236*	*.236*	*3.149*	*.590*		
M 8	1.25	35.00	8.00 x 6.20	6H	**E354M8**	8.00	8.00	90.00	18.00	3	DIN 371
		1.377				*.315*	*.314*	*3.543*	*.708*		
M 10	1.50	39.00	10.00 x 8.00	6H	**E354M10**	10.00	10.00	100.00	20.00	3	DIN 371
		1.535				*.394*	*.393*	*3.937*	*.787*		

O5 Q5 L253 PHD/PHDX L247 Q1 Q35

CoroTap™ 300 cutting tap with spiral flutes

Thread form: Metric

THCHT	C
THBTP	0
ULDR	1.5
FHA	15°
CNSC	0
SUBSTRATE	HSS-E-PM

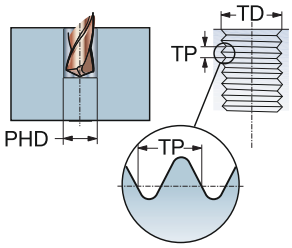

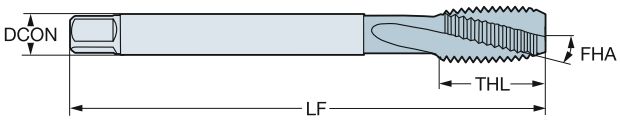

N

TDZ	TP	LU	CZC_{MS}	TCTR	Ordering code	DCON	TD	LF	THL	NOF	BSG
						Dimensions, mm, inch					
M 12	1.75	83.00	9.00 x 7.00	6H	**E355M12**	9.00	12.00	110.00	23.00	3	DIN 376
		3.267				*.354*	*.472*	*4.330*	*.905*		
M 14	2.00	81.00	11.00 x 9.00	6H	**E355M14**	11.00	14.00	110.00	25.00	3	DIN 376
		3.188				*.433*	*.551*	*4.330*	*.984*		
M 16	2.00	68.00	12.00 x 9.00	6H	**E355M16**	12.00	16.00	110.00	25.00	3	DIN 376
		2.677				*.472*	*.629*	*4.330*	*.984*		

O5 Q5 L253 PHD/PHDX L247 Q1 Q35

CoroTap™ 300 cutting tap with spiral flutes

Thread form: Metric

THCHT	C
THBTP	0
ULDR	1.5
FHA	15°
CNSC	0
SUBSTRATE	HSS-E-PM
COATING	SmoothTop

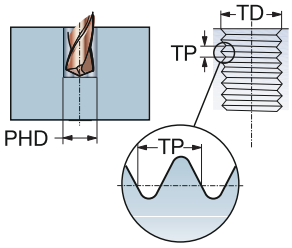

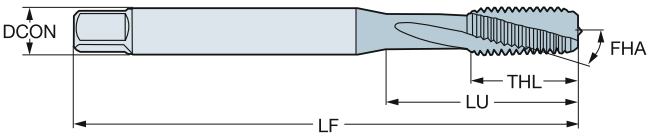

N

TDZ	TP	LU	CZC_{MS}	TCTR	Ordering code	DCON	TD	LF	THL	NOF	BSG
						Dimensions, mm, inch					
M 3	0.50	18.00	3.50 x 2.70	6H	**E450M3**	3.50	3.00	56.00	9.00	3	DIN 371
		.708				*.138*	*.118*	*2.204*	*.354*		
M 4	0.70	21.00	4.50 x 3.40	6H	**E450M4**	4.50	4.00	63.00	12.00	3	DIN 371
		.826				*.177*	*.157*	*2.480*	*.472*		
M 5	0.80	25.00	6.00 x 4.90	6H	**E450M5**	6.00	5.00	70.00	13.00	3	DIN 371
		.984				*.236*	*.196*	*2.755*	*.511*		
M 6	1.00	30.00	6.00 x 4.90	6H	**E450M6**	6.00	6.00	80.00	15.00	3	DIN 371
		1.181				*.236*	*.236*	*3.149*	*.590*		
M 8	1.25	35.00	8.00 x 6.20	6H	**E450M8**	8.00	8.00	90.00	18.00	3	DIN 371
		1.377				*.315*	*.314*	*3.543*	*.708*		
M 10	1.50	39.00	10.00 x 8.00	6H	**E450M10**	10.00	10.00	100.00	20.00	3	DIN 371
		1.535				*.394*	*.393*	*3.937*	*.787*		

O5 Q5 L253 PHD/PHDX L247 Q1 Q35

CoroTap™ 300 cutting tap with spiral flutes

Thread form: Metric

THCHT	C
THBTP	0
ULDR	1.5
FHA	15°
CNSC	0
SUBSTRATE	HSS-E-PM
COATING	SmoothTop

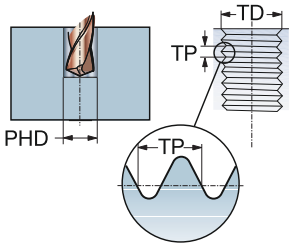

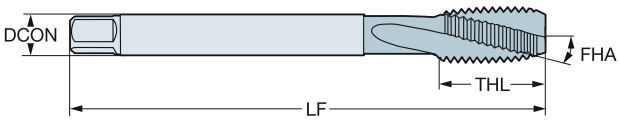

N

						Dimensions, mm, inch					
TDZ	TP	LU	CZC_{MS}	TCTR	**Ordering code**	DCON	TD	LF	THL	NOF	BSG
M 12	1.75	83.00	9.00 x 7.00	6H	**E451M12**	9.00	12.00	110.00	23.00	3	DIN 376
		3.267				.354	.472	4.330	.905		
M 14	2.00	81.00	11.00 x 9.00	6H	**E451M14**	11.00	14.00	110.00	25.00	3	DIN 376
		3.188				.433	.551	4.330	.984		
M 16	2.00	68.00	12.00 x 9.00	6H	**E451M16**	12.00	16.00	110.00	25.00	3	DIN 376
		2.677				.472	.629	4.330	.984		

O5 Q5 L253 PHD/PHDX L247 Q1 Q35

CoroTap™ 300 cutting tap with spiral flutes

Thread form: Metric

THCHT	C
THBTP	0
ULDR	2.5
FHA	35°
CNSC	0
SUBSTRATE	HSS-E

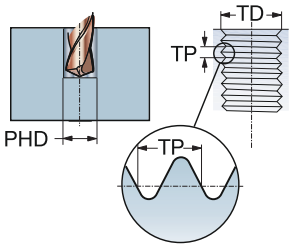

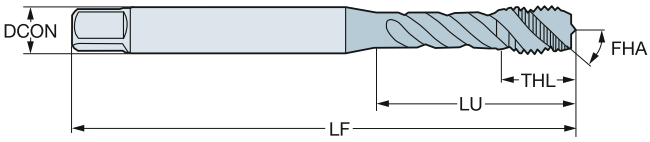

N

TDZ	TP	LU	CZC_{MS}	TCTR	Ordering code	DCON	TD	LF	THL	NOF	BSG
						Dimensions, mm, inch					
M 3	0.50	18.00	3.50 x 2.70	6H	**E360M3**	3.50	3.00	56.00	9.00	2	DIN 371
		.708				*.138*	*.118*	*2.204*	*.354*		
M 4	0.70	21.00	4.50 x 3.40	6H	**E360M4**	4.50	4.00	63.00	12.00	2	DIN 371
		.826				*.177*	*.157*	*2.480*	*.472*		
M 5	0.80	25.00	6.00 x 4.90	6H	**E360M5**	6.00	5.00	70.00	13.00	2	DIN 371
		.984				*.236*	*.196*	*2.755*	*.511*		
M 6	1.00	30.00	6.00 x 4.90	6H	**E360M6**	6.00	6.00	80.00	15.00	2	DIN 371
		1.181				*.236*	*.236*	*3.149*	*.590*		
M 8	1.25	35.00	8.00 x 6.20	6H	**E360M8**	8.00	8.00	90.00	18.00	2	DIN 371
		1.377				*.315*	*.314*	*3.543*	*.708*		
M 10	1.50	39.00	10.00 x 8.00	6H	**E360M10**	10.00	10.00	100.00	20.00	2	DIN 371
		1.535				*.394*	*.393*	*3.937*	*.787*		

O5 Q5 L253 PHD/PHDX L247 Q1 Q35

CoroTap™ 300 cutting tap with spiral flutes

Thread form: Metric

THCHT	C
THBTP	0
ULDR	2.5
FHA	35°
CNSC	0
SUBSTRATE	HSS-E

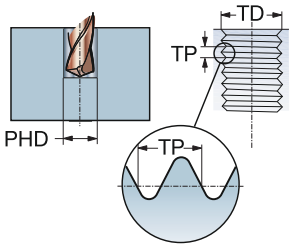

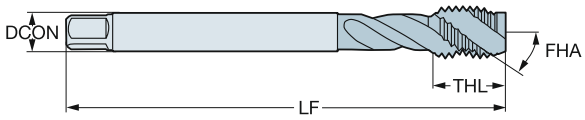

N

TDZ	TP	LU	CZC_{MS}	TCTR	Ordering code	DCON	TD	LF	THL	NOF	BSG
						Dimensions, mm, inch					
M 12	1.75	83.00	9.00 x 7.00	6H	**E361M12**	9.00	12.00	110.00	23.00	3	DIN 376
		3.267				*.354*	*.472*	*4.330*	*.905*		
M 14	2.00	81.00	11.00 x 9.00	6H	**E361M14**	11.00	14.00	110.00	25.00	3	DIN 376
		3.188				*.433*	*.551*	*4.330*	*.984*		
M 16	2.00	68.00	12.00 x 9.00	6H	**E361M16**	12.00	16.00	110.00	25.00	3	DIN 376
		2.677				*.472*	*.629*	*4.330*	*.984*		
M 18	2.50	81.00	14.00 x 11.00	6H	**E361M18**	14.00	18.00	125.00	30.00	3	DIN 376
		3.188				*.551*	*.708*	*4.921*	*1.181*		
M 20	2.50	95.00	16.00 x 12.00	6H	**E361M20**	16.00	20.00	140.00	30.00	3	DIN 376
		3.740				*.630*	*.787*	*5.511*	*1.181*		

O5 Q5 L253 PHD/PHDX L247 Q1 Q35

CoroTap™ 300 cutting tap with spiral flutes

Thread form: Metric

THCHT	C
THBTP	0
ULDR	1.5
FHA	15°
CNSC	0
SUBSTRATE	HSS-E-PM

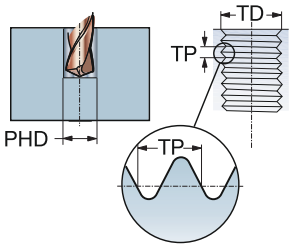

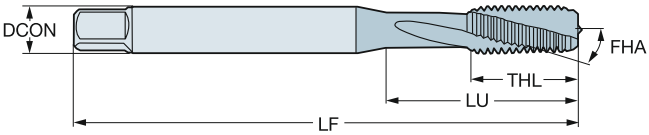

N

TDZ	TP	LU	CZC_{MS}	TCTR	Ordering code	DCON	TD	LF	THL	NOF	BSG
						Dimensions, mm, inch					
M 3	0.50	15.88	.141 x .110	6H	**E866M3**	3.60	3.00	56.00	9.00	3	DIN/ANSI
		.625				*.141*	*.118*	*2.204*	*.354*		
M 4	0.70	16.58	.168 x .131	6H	**E866M4**	4.30	4.00	63.00	13.00	3	DIN/ANSI
		.652				*.168*	*.157*	*2.480*	*.511*		
M 5	0.80	21.42	.194 x .152	6H	**E866M5**	4.90	5.00	70.00	14.00	3	DIN/ANSI
		.843				*.194*	*.196*	*2.755*	*.551*		
M 6	1.00	25.59	.255 x .191	6H	**E866M6**	6.50	6.00	80.00	15.00	3	DIN/ANSI
		1.007				*.255*	*.236*	*3.149*	*.590*		
M 8	1.25	30.20	.318 x .238	6H	**E866M8**	8.10	8.00	90.00	18.00	3	DIN/ANSI
		1.189				*.318*	*.314*	*3.543*	*.708*		
M 10	1.50	32.80	.381 x .286	6H	**E866M10**	9.70	10.00	100.00	20.00	3	DIN/ANSI
		1.291				*.381*	*.393*	*3.937*	*.787*		
M 12	1.75	86.02	.367 x .275	6H	**E866M12**	9.30	12.00	110.00	23.00	3	DIN/ANSI
		3.386				*.367*	*.472*	*4.330*	*.905*		

O5 Q5 L253 PHD/PHDX L247 Q1 Q35

CoroTap™ 300 cutting tap with spiral flutes

Thread form: Metric

THCHT	C
THBTP	0
ULDR	1.5
FHA	15°
CNSC	0
SUBSTRATE	HSS-E

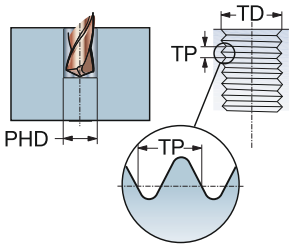

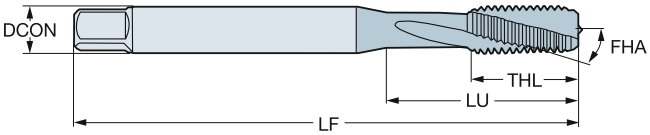

P N

TDZ	TP	LU	CZC_{MS}	TCTR	Ordering code	DCON	TD	LF	THL	NOF	BSG
						Dimensions, mm, inch					
M 2	0.40	9.00	2.80 x 2.10	6H	**E207M2**	2.80	2.00	45.00	4.00	3	DIN 371
		.354				*.110*	*.078*	*1.771*	*.157*		
M 2.5	0.45	12.50	2.80 x 2.10	6H	**E207M2.5**	2.80	2.50	50.00	4.00	3	DIN 371
		.492				*.110*	*.098*	*1.968*	*.157*		
M 3	0.50	18.00	3.50 x 2.70	6H	**E207M3**	3.50	3.00	56.00	9.00	3	DIN 371
		.708				*.138*	*.118*	*2.204*	*.354*		
M 3.5	0.60	20.00	4.00 x 3.00	6H	**E207M3.5**	4.00	3.50	56.00	11.00	3	DIN 371
		.787				*.157*	*.137*	*2.204*	*.433*		
M 4	0.70	21.00	4.50 x 3.40	6H	**E207M4**	4.50	4.00	63.00	12.00	3	DIN 371
		.826				*.177*	*.157*	*2.480*	*.472*		
M 5	0.80	25.00	6.00 x 4.90	6H	**E207M5**	6.00	5.00	70.00	13.00	3	DIN 371
		.984				*.236*	*.196*	*2.755*	*.511*		
M 6	1.00	30.00	6.00 x 4.90	6H	**E207M6**	6.00	6.00	80.00	15.00	3	DIN 371
		1.181				*.236*	*.236*	*3.149*	*.590*		
M 7	1.00	30.00	7.00 x 5.50	6H	**E207M7**	7.00	7.00	80.00	15.00	3	DIN 371
		1.181				*.276*	*.275*	*3.149*	*.590*		
M 8	1.25	35.00	8.00 x 6.20	6H	**E207M8**	8.00	8.00	90.00	18.00	3	DIN 371
		1.377				*.315*	*.314*	*3.543*	*.708*		
M 10	1.50	39.00	10.00 x 8.00	6H	**E207M10**	10.00	10.00	100.00	20.10	3	DIN 371
		1.535				*.394*	*.393*	*3.937*	*.791*		

O5 Q5 L253 PHD/PHDX L247 Q1 Q35

CoroTap™ 300 cutting tap with spiral flutes

Thread form: Metric

THCHT	C
THBTP	0
ULDR	1.5
FHA	15°
CNSC	0
SUBSTRATE	HSS-E

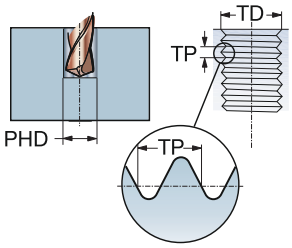

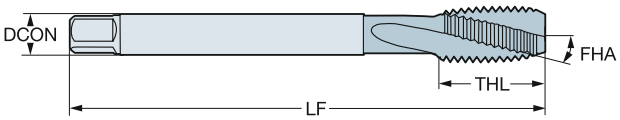

P N

TDZ	TP	LU	CZC_{MS}	TCTR	Ordering code	DCON	TD	LF	THL	NOF	BSG
						Dimensions, mm, inch					
M 4	0.70	43.00	2.80 x 2.10	6H	E258M4	2.80	4.00	63.00	12.00	3	DIN 376
		1.692				*.110*	*.157*	*2.480*	*.472*		
M 5	0.80	49.00	3.50 x 2.70	6H	E258M5	3.50	5.00	70.00	13.00	3	DIN 376
		1.929				*.138*	*.196*	*2.755*	*.511*		
M 6	1.00	59.00	4.50 x 3.40	6H	E258M6	4.50	6.00	80.00	15.00	3	DIN 376
		2.322				*.177*	*.236*	*3.149*	*.590*		
M 8	1.25	67.00	6.00 x 4.90	6H	E258M8	6.00	8.00	90.00	18.00	3	DIN 376
		2.637				*.236*	*.314*	*3.543*	*.708*		
M 10	1.50	77.00	7.00 x 5.50	6H	E258M10	7.00	10.00	100.00	20.00	3	DIN 376
		3.031				*.276*	*.393*	*3.937*	*.787*		
M 12	1.75	83.00	9.00 x 7.00	6H	E258M12	9.00	12.00	110.00	23.00	3	DIN 376
		3.267				*.354*	*.472*	*4.330*	*.905*		
M 14	2.00	81.00	11.00 x 9.00	6H	E258M14	11.00	14.00	110.00	25.00	3	DIN 376
		3.188				*.433*	*.551*	*4.330*	*.984*		
M 16	2.00	68.00	12.00 x 9.00	6H	E258M16	12.00	16.00	110.00	25.00	3	DIN 376
		2.677				*.472*	*.629*	*4.330*	*.984*		
M 18	2.50	81.00	14.00 x 11.00	6H	E258M18	14.00	18.00	125.00	30.00	3	DIN 376
		3.188				*.551*	*.708*	*4.921*	*1.181*		
M 20	2.50	95.00	16.00 x 12.00	6H	E258M20	16.00	20.00	140.00	30.00	3	DIN 376
		3.740				*.630*	*.787*	*5.511*	*1.181*		
M 22	2.50	93.00	18.00 x 14.50	6H	E258M22	18.00	22.00	140.00	34.00	4	DIN 376
		3.661				*.709*	*.866*	*5.511*	*1.338*		
M 24	3.00	113.00	18.00 x 14.50	6H	E258M24	18.00	24.00	160.00	38.00	4	DIN 376
		4.448				*.709*	*.944*	*6.299*	*1.496*		
M 27	3.00	97.00	20.00 x 16.00	6H	E258M27	20.00	27.00	160.00	38.00	4	DIN 376
		3.818				*.787*	*1.062*	*6.299*	*1.496*		
M 30	3.50	115.00	22.00 x 18.00	6H	E258M30	22.00	30.00	180.00	45.00	4	DIN 376
		4.527				*.866*	*1.181*	*7.086*	*1.771*		
M 33	3.50	113.00	25.00 x 20.00	6H	E258M33	25.00	33.00	180.00	50.00	4	DIN 376
		4.448				*.984*	*1.299*	*7.086*	*1.968*		
M 36	4.00	131.00	28.00 x 22.00	6H	E258M36	28.00	36.00	200.00	55.00	4	DIN 376
		5.157				*1.102*	*1.417*	*7.874*	*2.165*		

O5 Q5 L253 PHD/PHDX L247 Q1 Q35

CoroTap™ 300 cutting tap with spiral flutes

Thread form: Metric

THCHT	C
THBTP	0
ULDR	1.5
FHA	15°
CNSC	0
SUBSTRATE	HSS-E
COATING	TiN

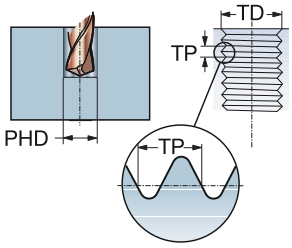

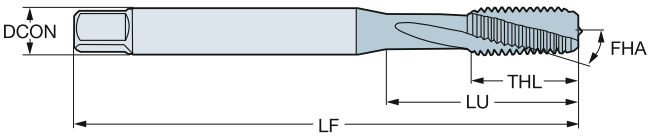

P N S

TDZ	TP	LU	CZC_{MS}	TCTR	Ordering code	DCON	TD	LF	THL	NOF	BSG
						Dimensions, mm, inch					
M 3	0.50	18.00	3.50 x 2.70	6H	**E212M3**	3.50	3.00	56.00	9.00	3	DIN 371
		.708				*.138*	*.118*	*2.204*	*.354*		
M 4	0.70	21.00	4.50 x 3.40	6H	**E212M4**	4.50	4.00	63.00	11.00	3	DIN 371
		.826				*.177*	*.157*	*2.480*	*.433*		
M 5	0.80	25.00	6.00 x 4.90	6H	**E212M5**	6.00	5.00	70.00	13.00	3	DIN 371
		.984				*.236*	*.196*	*2.755*	*.511*		
M 6	1.00	30.00	6.00 x 4.90	6H	**E212M6**	6.00	6.00	80.00	15.00	3	DIN 371
		1.181				*.236*	*.236*	*3.149*	*.590*		
M 8	1.25	35.00	8.00 x 6.20	6H	**E212M8**	8.00	8.00	90.00	18.00	3	DIN 371
		1.377				*.315*	*.314*	*3.543*	*.708*		
M 10	1.50	39.00	10.00 x 8.00	6H	**E212M10**	10.00	10.00	100.00	20.00	3	DIN 371
		1.535				*.394*	*.393*	*3.937*	*.787*		

O5 Q5 L253 PHD/PHDX L247 Q1 Q35

CoroTap™ 300 cutting tap with spiral flutes

Thread form: Metric

THCHT	C
THBTP	0
ULDR	1.5
FHA	15°
CNSC	0
SUBSTRATE	HSS-E
COATING	TiN

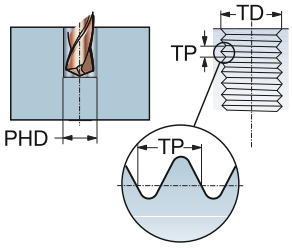

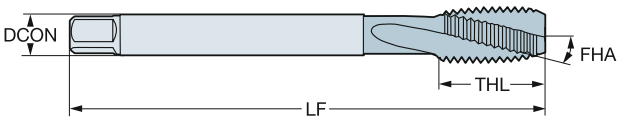

P N S

TDZ	TP	LU	CZC_{MS}	TCTR	Ordering code	DCON	TD	LF	THL	NOF	BSG
						Dimensions, mm, inch					
M 12	1.75	83.00	9.00 x 7.00	6H	**E263M12**	9.00	12.00	110.00	23.00	3	DIN 376
		3.267				*.354*	*.472*	*4.330*	*.905*		
M 14	2.00	81.00	11.00 x 9.00	6H	**E263M14**	11.00	14.00	110.00	25.00	3	DIN 376
		3.188				*.433*	*.551*	*4.330*	*.984*		
M 16	2.00	68.00	12.00 x 9.00	6H	**E263M16**	12.00	16.00	110.00	25.00	3	DIN 376
		2.677				*.472*	*.629*	*4.330*	*.984*		
M 18	2.50	81.00	14.00 x 11.00	6H	**E263M18**	14.00	18.00	125.00	30.00	3	DIN 376
		3.188				*.551*	*.708*	*4.921*	*1.181*		
M 20	2.50	95.00	16.00 x 12.00	6H	**E263M20**	16.00	20.00	140.00	30.00	3	DIN 376
		3.740				*.630*	*.787*	*5.511*	*1.181*		
M 22	2.50	93.00	18.00 x 14.50	6H	**E263M22**	18.00	22.00	140.00	34.00	4	DIN 376
		3.661				*.709*	*.866*	*5.511*	*1.338*		
M 24	3.00	113.00	18.00 x 14.50	6H	**E263M24**	18.00	24.00	160.00	38.00	4	DIN 376
		4.448				*.709*	*.944*	*6.299*	*1.496*		
M 27	3.00	97.00	20.00 x 16.00	6H	**E263M27**	20.00	27.00	160.00	38.00	4	DIN 376
		3.818				*.787*	*1.062*	*6.299*	*1.496*		
M 30	3.50	115.00	22.00 x 18.00	6H	**E263M30**	22.00	30.00	180.00	45.00	4	DIN 376
		4.527				*.866*	*1.181*	*7.086*	*1.771*		
M 33	3.50	113.00	25.00 x 20.00	6H	**E263M33**	25.00	33.00	180.00	50.00	4	DIN 376
		4.448				*.984*	*1.299*	*7.086*	*1.968*		
M 36	4.00	131.00	28.00 x 22.00	6H	**E263M36**	28.00	36.00	200.00	55.00	4	DIN 376
		5.157				*1.102*	*1.417*	*7.874*	*2.165*		

O5 Q5 L253 PHD/PHDX L247 Q1 Q35

CoroTap™ 300 cutting tap with spiral flutes

Thread form: Metric

THCHT	C
THBTP	1
ULDR	2.0
FHA	40°
CNSC	0
SUBSTRATE	HSS-E

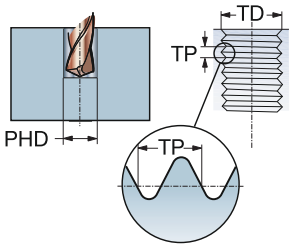

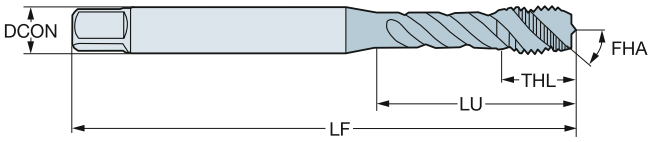

P N

TDZ	TP	LU	CZC_{MS}	TCTR	Ordering code	DCON	TD	LF	THL	NOF	BSG
						Dimensions, mm, inch					
M 3	0.50	18.00	3.50 x 2.70	6H	**E195M3**	3.50	3.00	56.00	5.90	3	DIN 371
		.708				*.138*	*.118*	*2.204*	*.232*		
M 4	0.70	21.00	4.50 x 3.40	6H	**E195M4**	4.50	4.00	63.00	6.70	3	DIN 371
		.826				*.177*	*.157*	*2.480*	*.263*		
M 5	0.80	25.00	6.00 x 4.90	6H	**E195M5**	6.00	5.00	70.00	7.70	3	DIN 371
		.984				*.236*	*.196*	*2.755*	*.303*		
M 6	1.00	30.00	6.00 x 4.90	6H	**E195M6**	6.00	6.00	80.00	10.00	3	DIN 371
		1.181				*.236*	*.236*	*3.149*	*.393*		
M 8	1.25	35.00	8.00 x 6.20	6H	**E195M8**	8.00	8.00	90.00	11.60	3	DIN 371
		1.377				*.315*	*.314*	*3.543*	*.456*		
M 10	1.50	39.00	10.00 x 8.00	6H	**E195M10**	10.00	10.00	100.00	15.10	3	DIN 371
		1.535				*.394*	*.393*	*3.937*	*.594*		

O5 Q5 L253 PHD/PHDX L247 Q1 Q35

CoroTap™ 300 cutting tap with spiral flutes

Thread form: Metric

THCHT	C
THBTP	1
ULDR	2.0
FHA	40°
CNSC	0
SUBSTRATE	HSS-E

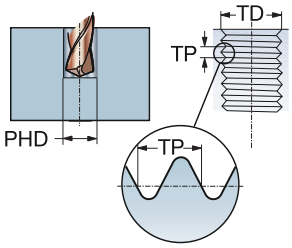

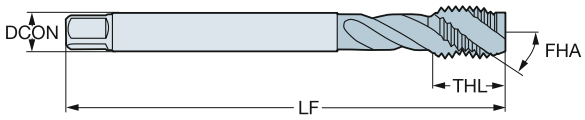

P N

TDZ	TP	LU	CZC_{MS}	TCTR	Ordering code	DCON	TD	LF	THL	NOF	BSG
						Dimensions, mm, inch					
M 12	1.75	83.00	9.00 x 7.00	6H	**E245M12**	9.00	12.00	110.00	16.00	3	DIN 376
		3.267				*.354*	*.472*	*4.330*	*.629*		
M 14	2.00	81.00	11.00 x 9.00	6H	**E245M14**	11.00	14.00	110.00	20.00	3	DIN 376
		3.188				*.433*	*.551*	*4.330*	*.787*		
M 16	2.00	68.00	12.00 x 9.00	6H	**E245M16**	12.00	16.00	110.00	20.00	3	DIN 376
		2.677				*.472*	*.629*	*4.330*	*.787*		
M 18	2.50	81.00	14.00 x 11.00	6H	**E245M18**	14.00	18.00	125.00	25.00	4	DIN 376
		3.188				*.551*	*.708*	*4.921*	*.984*		
M 20	2.50	95.00	16.00 x 12.00	6H	**E245M20**	16.00	20.00	140.00	25.00	4	DIN 376
		3.740				*.630*	*.787*	*5.511*	*.984*		
M 22	2.50	93.00	18.00 x 14.50	6H	**E245M22**	18.00	22.00	140.00	21.50	4	DIN 376
		3.661				*.709*	*.866*	*5.511*	*.846*		
M 24	3.00	113.00	18.00 x 14.50	6H	**E245M24**	18.00	24.00	160.00	25.50	4	DIN 376
		4.448				*.709*	*.944*	*6.299*	*1.003*		
M 30	3.50	115.00	22.00 x 18.00	6H	**E245M30**	22.00	30.00	180.00	31.00	4	DIN 376
		4.527				*.866*	*1.181*	*7.086*	*1.220*		

O5 Q5 L253 PHD/PHDX L247 Q1 Q35

CoroTap™ 300 cutting tap with spiral flutes

Thread form: Metric

THCHT	C
THBTP	0
ULDR	2.5
TCTR	6H
FHA	45°
CNSC	0

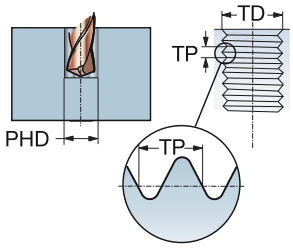

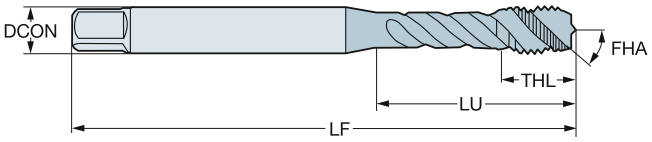

TDZ	TP	LU	CZC_{MS}	Ordering code	P B110	P B145	P B150	P C110	P C145	P C150	M B110	M B145	M C110	M C145	K B110	K B145	K C110	K C145	N B110	N B150	N C110	N C150	S B110	S B150	S C110	S C150	Dimensions, mm, inch DCON	TD	LF	THL	NOF	BSG
M 2	0.40	9.00	2.80 x 2.10	T300-XM100DA-M2				☆	☆	☆			☆	☆			☆	☆			☆	☆			☆	☆	2.80	2.00	45.00	4.00	3	DIN 371
		.354																									.110	.078	1.771	.157		
M 2.5	0.45	12.50	2.80 x 2.10	T300-XM100DA-M2.5				☆	☆	☆			☆	☆			☆	☆			☆	☆			☆	☆	2.80	2.50	50.00	4.00	3	DIN 371
		.492																									.110	.098	1.968	.157		
M 3	0.50	18.00	3.50 x 2.70	T300-XM100DA-M3				☆	☆	☆			☆	☆			☆	☆			☆	☆			☆	☆	3.50	3.00	56.00	5.90	3	DIN 371
		.708																									.138	.118	2.204	.232		
M 3.5	0.60	20.00	4.00 x 3.00	T300-XM100DA-M3.5				☆	☆	☆			☆	☆			☆	☆			☆	☆			☆	☆	4.00	3.50	56.00	6.30	3	DIN 371
		.787																									.157	.137	2.204	.248		
M 4	0.70	21.00	4.50 x 3.40	T300-XM100DA-M4				☆	☆	☆			☆	☆			☆	☆			☆	☆			☆	☆	4.50	4.00	63.00	6.70	3	DIN 371
		.826																									.177	.157	2.480	.263		
M 5	0.80	21.00	6.00 x 4.90	T300-XM100DA-M5				☆	☆	☆			☆	☆			☆	☆			☆	☆			☆	☆	6.00	5.00	70.00	7.70	3	DIN 371
		.826																									.236	.196	2.755	.303		
M 6	1.00	31.00	6.00 x 4.90	T300-XM100DA-M6				☆	☆	☆			☆	☆			☆	☆			☆	☆			☆	☆	6.00	6.00	80.00	10.00	3	DIN 371
		1.220																									.236	.236	3.149	.393		
M 7	1.00	31.00	7.00 x 5.50	T300-XM100DA-M7				☆	☆	☆			☆	☆			☆	☆			☆	☆			☆	☆	7.00	7.00	80.00	10.00	3	DIN 371
		1.220																									.276	.275	3.149	.393		
M 8	1.25	35.00	8.00 x 6.20	T300-XM100DA-M8				☆	☆	☆			☆	☆			☆	☆			☆	☆			☆	☆	8.00	8.00	90.00	11.60	3	DIN 371
		1.377																									.315	.314	3.543	.456		
M 10	1.50	39.00	10.00 x 8.00	T300-XM100DA-M10				☆	☆	☆			☆	☆			☆	☆			☆	☆			☆	☆	10.00	10.00	100.00	15.10	3	DIN 371
		1.535																									.394	.393	3.937	.594		
M 6	1.00	59.00	4.50 x 3.40	T300-XM101DA-M6				☆	☆	☆			☆	☆			☆	☆			☆	☆			☆	☆	4.50	6.00	80.00	10.00	3	DIN 376
		2.322																									.177	.236	3.149	.393		
M 8	1.25	67.00	6.00 x 4.90	T300-XM101DA-M8				☆	☆	☆			☆	☆			☆	☆			☆	☆			☆	☆	6.00	8.00	90.00	12.00	3	DIN 376
		2.637																									.236	.314	3.543	.472		
M 10	1.50	77.00	7.00 x 5.50	T300-XM101DA-M10				☆	☆	☆			☆	☆			☆	☆			☆	☆			☆	☆	7.00	10.00	100.00	15.00	3	DIN 376
		3.031																									.276	.393	3.937	.590		
M 12	1.75	83.00	9.00 x 7.00	T300-XM101DA-M12				☆	☆	☆			☆	☆			☆	☆			☆	☆			☆	☆	9.00	12.00	110.00	16.00	3	DIN 376
		3.267																									.354	.472	4.330	.629		
M 14	2.00	81.00	11.00 x 9.00	T300-XM101DA-M14				☆	☆	☆			☆	☆			☆	☆			☆	☆			☆	☆	11.00	14.00	110.00	20.00	3	DIN 376
		3.188																									.433	.551	4.330	.787		
M 16	2.00	68.00	12.00 x 9.00	T300-XM101DA-M16				☆	☆	☆			☆	☆			☆	☆			☆	☆			☆	☆	12.00	16.00	110.00	20.00	4	DIN 376
		2.677																									.472	.629	4.330	.787		
M 18	2.50	81.00	14.00 x 11.00	T300-XM101DA-M18	☆	☆	☆				☆	☆			☆	☆			☆	☆			☆	☆			14.00	18.00	125.00	25.00	4	DIN 376
		3.188																									.551	.708	4.921	.984		
M 20	2.50	95.00	16.00 x 12.00	T300-XM101DA-M20	☆	☆	☆				☆	☆			☆	☆			☆	☆			☆	☆			16.00	20.00	140.00	25.00	4	DIN 376
		3.740																									.630	.787	5.511	.984		
M 22	2.50	93.00	18.00 x 14.50	T300-XM101DA-M22	☆	☆	☆				☆	☆			☆	☆			☆	☆			☆	☆			18.00	22.00	140.00	25.00	4	DIN 376
		3.661																									.709	.866	5.511	.984		
M 24	3.00	113.00	18.00 x 14.50	T300-XM101DA-M24	☆	☆	☆				☆	☆			☆	☆			☆	☆			☆	☆			18.00	24.00	160.00	30.00	4	DIN 376
		4.448																									.709	.944	6.299	1.181		
M 27	3.00	97.00	20.00 x 16.00	T300-XM101DA-M27	☆	☆	☆				☆	☆			☆	☆			☆	☆			☆	☆			20.00	27.00	160.00	30.00	4	DIN 376
		3.818																									.787	1.062	6.299	1.181		
M 30	3.50	115.00	22.00 x 18.00	T300-XM101DA-M30	☆	☆	☆				☆	☆			☆	☆			☆	☆			☆	☆			22.00	30.00	180.00	36.00	4	DIN 376
		4.527																									.866	1.181	7.086	1.417		

O5 Q5 L253 PHD/PHDX L247 Q1 Q35 Q34

CoroTap™ 300 cutting tap with spiral flutes

Thread form: Metric

THCHT	C
THBTP	0
ULDR	2.5
TCTR	6H
FHA	45°
CNSC	0

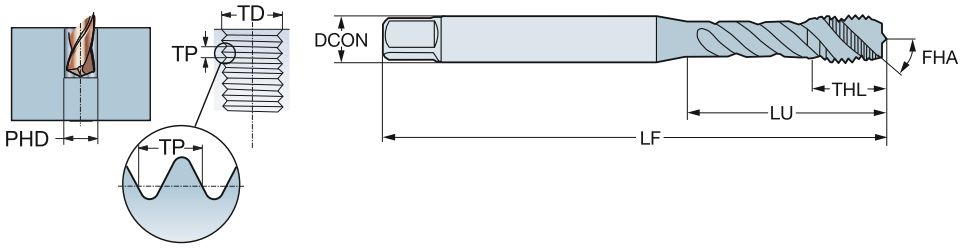

TDZ	TP	LU	CZC_{MS}	Ordering code	P B110	P B145	P B150	P C110	P C145	P C150	M B110	M B145	M C110	M C145	K B110	K B145	K C110	K C145	N B110	N B150	N C110	N C150	S B110	S B150	S C110	S C150	Dimensions, mm, inch DCON	TD	LF	THL	NOF	BSG
M 33	3.50	113.00	25.00 x 20.00	T300-XM101DA-M33	☆	☆	☆				☆	☆			☆	☆			☆	☆			☆	☆			25.00	33.00	180.00	36.00	4	DIN 376
		4.448																									*.984*	*1.299*	*7.086*	*1.417*		
M 36	4.00	131.00	28.00 x 22.00	T300-XM101DA-M36	☆	☆	☆				☆	☆			☆	☆			☆	☆			☆	☆			28.00	36.00	200.00	40.00	4	DIN 376
		5.157																									*1.102*	*1.417*	*7.874*	*1.574*		
M 39	4.00	102.00	32.00 x 24.00	T300-XM101DA-M39		☆	☆					☆				☆				☆				☆			32.00	39.00	200.00	40.00	4	DIN 376
		4.015																									*1.260*	*1.535*	*7.874*	*1.574*		
M 42	4.50	102.00	32.00 x 24.00	T300-XM101DA-M42		☆	☆					☆				☆				☆				☆			32.00	42.00	200.00	45.00	4	DIN 376
		4.015																									*1.260*	*1.653*	*7.874*	*1.771*		
M 48	5.00	147.00	36.00 x 29.00	T300-XM101DA-M48		☆	☆					☆				☆				☆				☆			36.00	48.00	250.00	50.00	4	DIN 376
		5.787																									*1.417*	*1.889*	*9.842*	*1.968*		
M 52	5.00	120.00	40.00 x 32.00	T300-XM101DA-M52		☆	☆					☆				☆				☆				☆			40.00	52.00	250.00	50.00	5	DIN 376
		4.724																									*1.575*	*2.047*	*9.842*	*1.968*		
M 56	5.50	120.00	40.00 x 32.00	T300-XM101DA-M56		☆	☆					☆				☆				☆				☆			40.00	56.00	250.00	55.00	5	DIN 376
		4.724																									*1.575*	*2.204*	*9.842*	*2.165*		
M 64	6.00	178.00	50.00 x 39.00	T300-XM101DA-M64		☆	☆					☆				☆				☆				☆			50.00	64.00	315.00	60.00	6	DIN 376
		7.007																									*1.969*	*2.519*	*12.401*	*2.362*		

O5 Q5 L253 PHD/PHDX L247 Q1 Q35 Q34

CoroTap™ 300 cutting tap with spiral flutes

Thread form: Metric

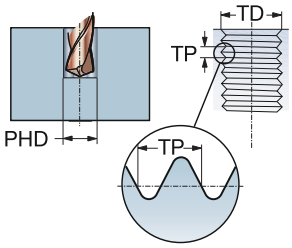

THCHT	E
THBTP	0
ULDR	2.5
TCTR	6H
FHA	45°
CNSC	0

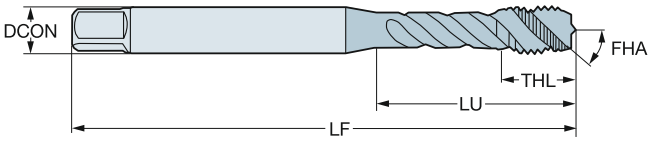

TDZ	TP	LU	CZC$_{MS}$	Ordering code	P B110	P B145	P B150	P C110	P C145	P C150	M B110	M B145	M C110	M C145	K B110	K B145	K C110	K C145	N B110	N B150	N C110	N C150	S B110	S B150	S C110	S C150	Dimensions, mm, inch DCON	TD	LF	THL	NOF	BSG
M 3	0.50	18.00	3.50 x 2.70	T300-XM102DA-M3				☆	☆	☆			☆	☆			☆	☆			☆	☆			☆	☆	3.50	3.00	56.00	5.90	3	DIN 371
		.708																									*.138*	*.118*	*2.204*	*.232*		
M 4	0.70	21.00	4.50 x 3.40	T300-XM102DA-M4				☆	☆	☆			☆	☆			☆	☆			☆	☆			☆	☆	4.50	4.00	63.00	6.70	3	DIN 371
		.826																									*.177*	*.157*	*2.480*	*.263*		
M 5	0.80	21.00	6.00 x 4.90	T300-XM102DA-M5				☆	☆	☆			☆	☆			☆	☆			☆	☆			☆	☆	6.00	5.00	70.00	7.70	3	DIN 371
		.826																									*.236*	*.196*	*2.755*	*.303*		
M 6	1.00	31.00	6.00 x 4.90	T300-XM102DA-M6				☆	☆	☆			☆	☆			☆	☆			☆	☆			☆	☆	6.00	6.00	80.00	10.00	3	DIN 371
		1.220																									*.236*	*.236*	*3.149*	*.393*		
M 8	1.25	35.00	8.00 x 6.20	T300-XM102DA-M8				☆	☆	☆			☆	☆			☆	☆			☆	☆			☆	☆	8.00	8.00	90.00	11.60	3	DIN 371
		1.377																									*.315*	*.314*	*3.543*	*.456*		
M 10	1.50	39.00	10.00 x 8.00	T300-XM102DA-M10				☆	☆	☆			☆	☆			☆	☆			☆	☆			☆	☆	10.00	10.00	100.00	15.10	3	DIN 371
		1.535																									*.394*	*.393*	*3.937*	*.594*		
M 12	1.75	83.00	9.00 x 7.00	T300-XM103DA-M12				☆	☆	☆			☆	☆			☆	☆			☆	☆			☆	☆	9.00	12.00	110.00	16.00	3	DIN 376
		3.267																									*.354*	*.472*	*4.330*	*.629*		
M 14	2.00	81.00	11.00 x 9.00	T300-XM103DA-M14				☆	☆	☆			☆	☆			☆	☆			☆	☆			☆	☆	11.00	14.00	110.00	20.00	3	DIN 376
		3.188																									*.433*	*.551*	*4.330*	*.787*		
M 16	2.00	68.00	12.00 x 9.00	T300-XM103DA-M16				☆	☆	☆			☆	☆			☆	☆			☆	☆			☆	☆	12.00	16.00	110.00	20.00	4	DIN 376
		2.677																									*.472*	*.629*	*4.330*	*.787*		
M 20	2.50	95.00	16.00 x 12.00	T300-XM103DA-M20	☆	☆	☆				☆	☆			☆	☆			☆	☆			☆	☆			16.00	20.00	140.00	25.00	4	DIN 376
		3.740																									*.630*	*.787*	*5.511*	*.984*		

O5 Q5 L253 PHD/PHDX L247 Q1 Q35 Q34

CoroTap™ 300 cutting tap with spiral flutes

Thread form: Metric

THCHT	C
THBTP	0
ULDR	2.5
TCTR	6G
FHA	45°
CNSC	0

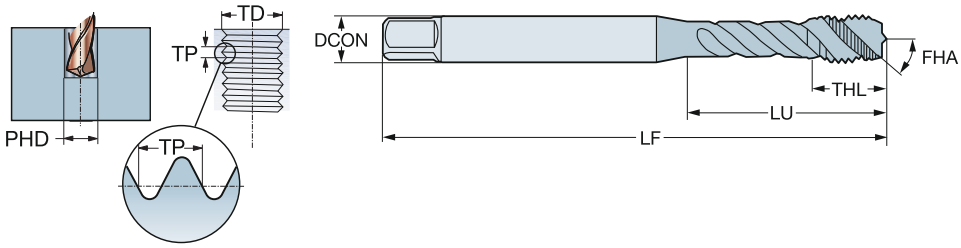

TDZ	TP	LU	CZC_{MS}	Ordering code	P						M				K				N				S				Dimensions, mm, inch					
					B110	B145	B150	C110	C145	C150	B110	B145	C110	C145	B110	B145	C110	C145	B110	B150	C110	C150	B110	B150	C110	C150	DCON	TD	LF	THL	NOF	BSG
M 3	0.50	18.00	3.50 x 2.70	T300-XM104DA-M3				☆	☆	☆			☆	☆			☆	☆			☆	☆			☆	☆	3.50	3.00	56.00	5.90	3	DIN 371
		.708																									.138	.118	2.204	.232		
M 4	0.70	21.00	4.50 x 3.40	T300-XM104DA-M4				☆	☆	☆			☆	☆			☆	☆			☆	☆			☆	☆	4.50	4.00	63.00	6.70	3	DIN 371
		.826																									.177	.157	2.480	.263		
M 5	0.80	25.00	6.00 x 4.90	T300-XM104DA-M5				☆	☆	☆			☆	☆			☆	☆			☆	☆			☆	☆	6.00	5.00	70.00	7.70	3	DIN 371
		.984																									.236	.196	2.755	.303		
M 6	1.00	31.00	6.00 x 4.90	T300-XM104DA-M6				☆	☆	☆			☆	☆			☆	☆			☆	☆			☆	☆	6.00	6.00	80.00	10.00	3	DIN 371
		1.220																									.236	.236	3.149	.393		
M 8	1.25	35.00	8.00 x 6.20	T300-XM104DA-M8				☆	☆	☆			☆	☆			☆	☆			☆	☆			☆	☆	8.00	8.00	90.00	12.00	3	DIN 371
		1.377																									.315	.314	3.543	.472		
M 10	1.50	39.00	10.00 x 8.00	T300-XM104DA-M10				☆	☆	☆			☆	☆			☆	☆			☆	☆			☆	☆	10.00	10.00	100.00	15.10	3	DIN 371
		1.535																									.394	.393	3.937	.594		
M 12	1.75	83.00	9.00 x 7.00	T300-XM105DA-M12				☆	☆	☆			☆	☆			☆	☆			☆	☆			☆	☆	9.00	12.00	110.00	16.00	3	DIN 376
		3.267																									.354	.472	4.330	.629		
M 14	2.00	81.00	11.00 x 9.00	T300-XM105DA-M14				☆	☆	☆			☆	☆			☆	☆			☆	☆			☆	☆	11.00	14.00	110.00	20.00	3	DIN 376
		3.188																									.433	.551	4.330	.787		
M 16	2.00	68.00	12.00 x 9.00	T300-XM105DA-M16				☆	☆	☆			☆	☆			☆	☆			☆	☆			☆	☆	12.00	16.00	110.00	20.00	4	DIN 376
		2.677																									.472	.629	4.330	.787		
M 20	2.50	95.00	16.00 x 12.00	T300-XM105DA-M20	☆	☆	☆				☆	☆			☆	☆			☆	☆			☆	☆			16.00	20.00	140.00	25.00	4	DIN 376
		3.740																									.630	.787	5.511	.984		

O5 Q5 L253 PHD/PHDX L247 Q1 Q35 Q34

CoroTap™ 300 cutting tap with spiral flutes

Thread form: Metric

THCHT	C
THBTP	0
ULDR	3.0
FHA	45°
CNSC	0
SUBSTRATE	HSS-E
COATING	CoolTop

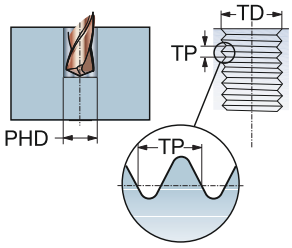

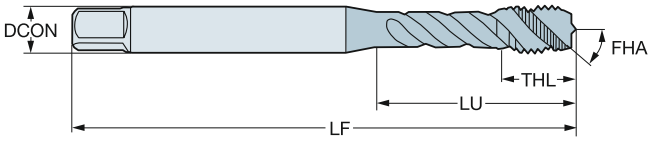

P M K N S

TDZ	TP	LU	CZC_{MS}	TCTR	Ordering code	DCON	TD	LF	THL	NOF	BSG
						Dimensions, mm, inch					
M 3	0.50	18.00	3.50 x 2.70	6H	**E615M3**	3.50	3.00	112.00	6.00	3	DIN 371
		.708				*.138*	*.118*	*4.409*	*.236*		
M 4	0.70	21.00	4.50 x 3.40	6H	**E615M4**	4.50	4.00	112.00	7.00	3	DIN 371
		.826				*.177*	*.157*	*4.409*	*.275*		
M 5	0.80	25.00	6.00 x 4.90	6H	**E615M5**	6.00	5.00	125.00	8.00	3	DIN 371
		.984				*.236*	*.196*	*4.921*	*.314*		
M 6	1.00	30.00	6.00 x 4.90	6H	**E615M6**	6.00	6.00	125.00	10.00	3	DIN 371
		1.181				*.236*	*.236*	*4.921*	*.393*		
M 8	1.25	40.00	8.00 x 6.20	6H	**E615M8**	8.00	8.00	140.00	13.00	3	DIN 371
		1.574				*.315*	*.314*	*5.511*	*.511*		
M 10	1.50	50.00	10.00 x 8.00	6H	**E615M10**	10.00	10.00	160.00	15.00	3	DIN 371
		1.968				*.394*	*.393*	*6.299*	*.590*		
M 12	1.75	153.00	9.00 x 7.00	6H	**E615M12**	9.00	12.00	180.00	16.00	3	DIN 376
		6.023				*.354*	*.472*	*7.086*	*.629*		
M 14	2.00	151.00	11.00 x 9.00	6H	**E615M14**	11.00	14.00	180.00	20.00	3	DIN 376
		5.944				*.433*	*.551*	*7.086*	*.787*		
M 16	2.00	158.00	12.00 x 9.00	6H	**E615M16**	12.00	16.00	200.00	20.00	3	DIN 376
		6.220				*.472*	*.629*	*7.874*	*.787*		
M 20	2.50	179.00	16.00 x 12.00	6H	**E615M20**	16.00	20.00	224.00	25.00	4	DIN 376
		7.047				*.630*	*.787*	*8.818*	*.984*		

O5 L253 PHD/PHDX L247 Q1 CNSC CXSC Q35

CoroTap™ 300 cutting tap with spiral flutes

Thread form: Metric

THCHT	C
THBTP	0
ULDR	2.5
FHA	45°
CNSC	0
SUBSTRATE	HSS-PM

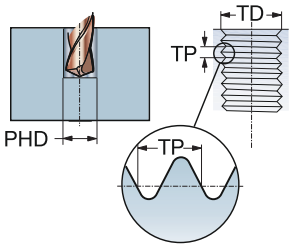

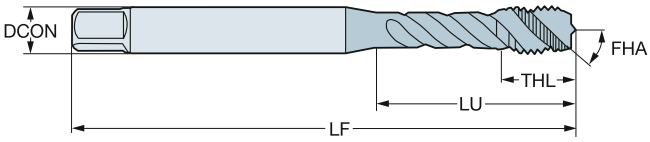

P N S

TDZ	TP	LU	CZC_{MS}	TCTR	Ordering code	DCON	TD	LF	THL	NOF	BSG
						Dimensions, mm, inch					
M 2	0.40	8.00	2.50 x 2.00	6H	E002M2	2.50	2.00	41.00	8.00	2	ISO 529
		.314				*.098*	*.078*	*1.614*	*.314*		
M 2.5	0.45	9.50	2.80 x 2.24	6H	E002M2.5	2.80	2.50	44.50	9.50	2	ISO 529
		.374				*.110*	*.098*	*1.751*	*.374*		
M 3	0.50	12.50	3.15 x 2.50	6H	E002M3	3.20	3.00	48.00	5.90	3	ISO 529
		.492				*.124*	*.118*	*1.889*	*.232*		
M 3.5	0.60	17.50	3.55 x 2.80	6H	E002M3.5	3.60	3.50	50.00	17.50	3	ISO 529
		.688				*.140*	*.137*	*1.968*	*.688*		
M 4	0.70	19.00	4.00 x 3.15	6H	E002M4	4.00	4.00	53.00	6.70	3	ISO 529
		.748				*.157*	*.157*	*2.086*	*.263*		
M 5	0.80	22.00	5.00 x 4.00	6H	E002M5	5.00	5.00	58.00	7.70	3	ISO 529
		.866				*.197*	*.196*	*2.283*	*.303*		
M 6	1.00	27.00	6.30 x 5.00	6H	E002M6	6.30	6.00	66.00	10.00	3	ISO 529
		1.062				*.248*	*.236*	*2.598*	*.393*		
M 7	1.00	26.00	7.10 x 5.60	6H	E002M7	7.10	7.00	66.00	13.00	3	ISO 529
		1.023				*.280*	*.275*	*2.598*	*.511*		
M 8	1.25	31.00	8.00 x 6.30	6H	E002M8	8.00	8.00	72.00	11.60	3	ISO 529
		1.220				*.315*	*.314*	*2.834*	*.456*		
M 10	1.50	35.00	10.00 x 8.00	6H	E002M10	10.00	10.00	80.00	15.10	3	ISO 529
		1.377				*.394*	*.393*	*3.149*	*.594*		
M 12	1.75	62.00	9.00 x 7.10	6H	E002M12	9.00	12.00	89.00	16.00	3	ISO 529
		2.440				*.354*	*.472*	*3.503*	*.629*		
M 14	2.00	66.00	11.20 x 9.00	6H	E002M14	11.20	14.00	95.00	18.00	3	ISO 529
		2.598				*.441*	*.551*	*3.740*	*.708*		
M 16	2.00	59.00	12.50 x 10.00	6H	E002M16	12.50	16.00	102.00	18.00	4	ISO 529
		2.322				*.492*	*.629*	*4.015*	*.708*		
M 18	2.50	68.00	14.00 x 11.20	6H	E002M18	14.00	18.00	112.00	29.50	4	ISO 529
		2.677				*.551*	*.708*	*4.409*	*1.161*		
M 20	2.50	68.00	14.00 x 11.20	6H	E002M20	14.00	20.00	112.00	22.50	4	ISO 529
		2.677				*.551*	*.787*	*4.409*	*.885*		
M 22	2.50	72.00	16.00 x 12.50	6H	E002M22	16.00	22.00	118.00	29.50	4	ISO 529
		2.834				*.630*	*.866*	*4.645*	*1.161*		
M 24	3.00	82.00	18.00 x 14.00	6H	E002M24	18.00	24.00	130.00	35.50	4	ISO 529
		3.228				*.709*	*.944*	*5.118*	*1.397*		

O5 Q5 L253 PHD/PHDX L247 Q1 Q35

CoroTap™ 300 cutting tap with spiral flutes

Thread form: Metric

THCHT	C
THBTP	0
ULDR	2.5
FHA	45°
CNSC	0
SUBSTRATE	HSS-PM
COATING	ST

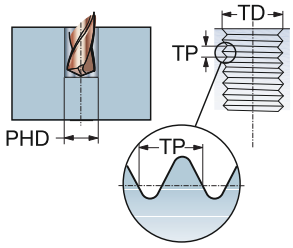

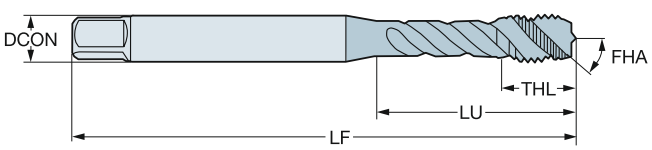

P M

TDZ	TP	LU	CZC_{MS}	TCTR	Ordering code	DCON	TD	LF	THL	NOF	BSG
						Dimensions, mm, inch					
M 2	0.40	8.00	2.50 x 2.00	6H	**E003M2**	2.50	2.00	41.00	8.00	2	ISO 529
		.314				*.098*	*.078*	*1.614*	*.314*		
M 2.5	0.45	9.50	2.80 x 2.24	6H	**E003M2.5**	2.80	2.50	44.50	9.50	2	ISO 529
		.374				*.110*	*.098*	*1.751*	*.374*		
M 3	0.50	12.50	3.15 x 2.50	6H	**E003M3**	3.20	3.00	48.00	5.90	3	ISO 529
		.492				*.124*	*.118*	*1.889*	*.232*		
M 3.5	0.60	17.50	3.55 x 2.80	6H	**E003M3.5**	3.60	3.50	50.00	17.50	3	ISO 529
		.688				*.140*	*.137*	*1.968*	*.688*		
M 4	0.70	19.00	4.00 x 3.15	6H	**E003M4**	4.00	4.00	53.00	6.70	3	ISO 529
		.748				*.157*	*.157*	*2.086*	*.263*		
M 5	0.80	22.00	5.00 x 4.00	6H	**E003M5**	5.00	5.00	58.00	7.70	3	ISO 529
		.866				*.197*	*.196*	*2.283*	*.303*		
M 6	1.00	27.00	6.30 x 5.00	6H	**E003M6**	6.30	6.00	66.00	10.00	3	ISO 529
		1.062				*.248*	*.236*	*2.598*	*.393*		
M 7	1.00	26.00	7.10 x 5.60	6H	**E003M7**	7.10	7.00	66.00	13.00	3	ISO 529
		1.023				*.280*	*.275*	*2.598*	*.511*		
M 8	1.25	31.00	8.00 x 6.30	6H	**E003M8**	8.00	8.00	72.00	11.60	3	ISO 529
		1.220				*.315*	*.314*	*2.834*	*.456*		
M 10	1.50	35.00	10.00 x 8.00	6H	**E003M10**	10.00	10.00	80.00	15.10	3	ISO 529
		1.377				*.394*	*.393*	*3.149*	*.594*		
M 12	1.75	62.00	9.00 x 7.10	6H	**E003M12**	9.00	12.00	89.00	16.00	3	ISO 529
		2.440				*.354*	*.472*	*3.503*	*.629*		
M 14	2.00	66.00	11.20 x 9.00	6H	**E003M14**	11.20	14.00	95.00	18.00	3	ISO 529
		2.598				*.441*	*.551*	*3.740*	*.708*		
M 16	2.00	59.00	12.50 x 10.00	6H	**E003M16**	12.50	16.00	102.00	18.00	4	ISO 529
		2.322				*.492*	*.629*	*4.015*	*.708*		
M 18	2.50	68.00	14.00 x 11.20	6H	**E003M18**	14.00	18.00	112.00	29.50	4	ISO 529
		2.677				*.551*	*.708*	*4.409*	*1.161*		
M 20	2.50	68.00	14.00 x 11.20	6H	**E003M20**	14.00	20.00	112.00	22.50	4	ISO 529
		2.677				*.551*	*.787*	*4.409*	*.885*		
M 22	2.50	72.00	16.00 x 12.50	6H	**E003M22**	16.00	22.00	118.00	29.50	4	ISO 529
		2.834				*.630*	*.866*	*4.645*	*1.161*		
M 24	3.00	82.00	18.00 x 14.00	6H	**E003M24**	18.00	24.00	130.00	35.50	4	ISO 529
		3.228				*.709*	*.944*	*5.118*	*1.397*		

O5 Q5 L253 PHD/PHDX L247 Q1 Q35

CoroTap™ 300 cutting tap with spiral flutes

Thread form: Metric

THCHT	C
THBTP	0
ULDR	2.5
FHA	45°
CNSC	0
SUBSTRATE	HSS-PM

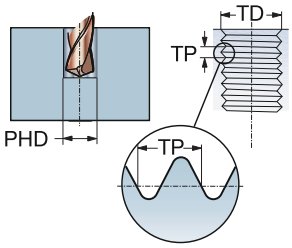

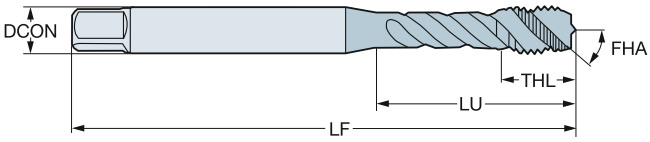

P N S

TDZ	TP	LU	CZC_{MS}	TCTR	Ordering code	DCON	TD	LF	THL	NOF	BSG
						Dimensions, mm, inch					
M 4	0.70	16.58	.168 x .131	6H	**E007M4**	4.30	4.00	53.98	7.90	3	ANSI
		.652				*.168*	*.157*	*2.125*	*.311*		
M 5	0.80	21.42	.194 x .152	6H	**E007M5**	4.90	5.00	60.33	8.50	3	ANSI
		.843				*.194*	*.196*	*2.375*	*.334*		
M 6	1.00	27.92	.255 x .191	6H	**E007M6**	6.50	6.00	63.50	10.00	3	ANSI
		1.099				*.255*	*.236*	*2.500*	*.393*		
M 8	1.25	33.26	.318 x .238	6H	**E007M8**	8.10	8.00	69.06	11.60	3	ANSI
		1.309				*.318*	*.314*	*2.718*	*.456*		
M 10	1.50	36.61	.381 x .286	6H	**E007M10**	9.70	10.00	74.61	13.50	3	ANSI
		1.441				*.381*	*.393*	*2.937*	*.531*		
M 12	1.75	61.74	.367 x .275	6H	**E007M12**	9.30	12.00	85.73	17.50	3	ANSI
		2.430				*.367*	*.472*	*3.375*	*.688*		
M 14	2.00	66.10	.429 x .322	6H	**E007M14**	10.90	14.00	91.28	18.00	3	ANSI
		2.602				*.429*	*.551*	*3.593*	*.708*		
M 16	2.00	57.69	.480 x .360	6H	**E007M16**	12.20	16.00	96.84	18.00	3	ANSI
		2.271				*.480*	*.629*	*3.812*	*.708*		
M 18	2.50	62.08	.542 x .406	6H	**E007M18**	13.80	18.00	102.39	22.50	3	ANSI
		2.444				*.542*	*.708*	*4.031*	*.885*		
M 20	2.50	71.08	.652 x .489	6H	**E007M20**	16.60	20.00	113.50	22.50	3	ANSI
		2.798				*.652*	*.787*	*4.468*	*.885*		

O5 Q5 L253 PHD/PHDX L247 Q1 Q35

CoroTap™ 300 cutting tap with spiral flutes

Thread form: Metric

THCHT	C
THBTP	0
ULDR	2.5
FHA	45°
CNSC	0
SUBSTRATE	HSS-PM
COATING	ST

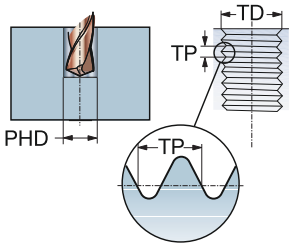

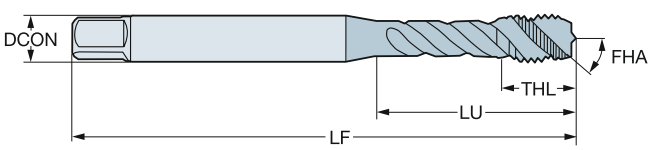

P M

TDZ	TP	LU	CZC_{MS}	TCTR	Ordering code	DCON	TD	LF	THL	NOF	BSG
						Dimensions, mm, inch					
M 4	0.70	16.58	.168 x .131	6H	E008M4	4.30	4.00	53.98	7.90	3	ANSI
		.652				*.168*	*.157*	*2.125*	*.311*		
M 5	0.80	21.42	.194 x .152	6H	E008M5	4.90	5.00	60.33	8.50	3	ANSI
		.843				*.194*	*.196*	*2.375*	*.334*		
M 6	1.00	27.92	.255 x .191	6H	E008M6	6.50	6.00	63.50	10.00	3	ANSI
		1.099				*.255*	*.236*	*2.500*	*.393*		
M 8	1.25	33.26	.318 x .238	6H	E008M8	8.10	8.00	69.06	11.60	3	ANSI
		1.309				*.318*	*.314*	*2.718*	*.456*		
M 10	1.50	36.61	.381 x .286	6H	E008M10	9.70	10.00	74.61	13.50	3	ANSI
		1.441				*.381*	*.393*	*2.937*	*.531*		
M 12	1.75	61.74	.367 x .275	6H	E008M12	9.30	12.00	85.73	17.50	3	ANSI
		2.430				*.367*	*.472*	*3.375*	*.688*		
M 14	2.00	66.10	.429 x .322	6H	E008M14	10.90	14.00	91.28	18.00	3	ANSI
		2.602				*.429*	*.551*	*3.593*	*.708*		
M 16	2.00	57.69	.480 x .360	6H	E008M16	12.20	16.00	96.84	18.00	3	ANSI
		2.271				*.480*	*.629*	*3.812*	*.708*		
M 18	2.50	62.08	.542 x .406	6H	E008M18	13.80	18.00	102.39	22.50	3	ANSI
		2.444				*.542*	*.708*	*4.031*	*.885*		
M 20	2.50	71.08	.652 x .489	6H	E008M20	16.60	20.00	113.50	22.50	3	ANSI
		2.798				*.652*	*.787*	*4.468*	*.885*		

O5 Q5 L253 PHD/PHDX L247 Q1 Q35

CoroTap™ 300 cutting tap with spiral flutes

Thread form: Metric fine

THCHT	C
THBTP	0
ULDR	1.5
FHA	15°
CNSC	0
SUBSTRATE	HSS-E-PM
COATING	CoolTop

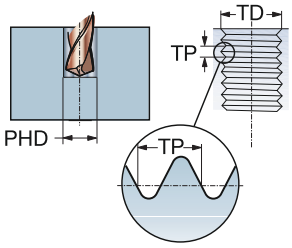

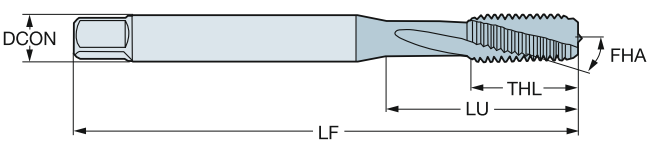

P
30–48 HRC

TDZ	TP	LU	CZC_{MS}	TCTR	**Ordering code**	DCON	TD	LF	THL	NOF	BSG
						Dimensions, mm, inch					
MF 10x1.25	1.25	37.80	.381 x .286	6H	**E865M10X1.25**	9.70	10.00	100.00	20.00	3	DIN/ANSI
		1.488				*.381*	*.393*	*3.937*	*.787*		
MF 12x1.25	1.25	86.02	.367 x .275	6H	**E865M12X1.25**	9.30	12.00	110.00	23.00	4	DIN/ANSI
		3.386				*.367*	*.472*	*4.330*	*.905*		

O5 Q5 L253 PHD/PHDX L247 Q1 Q35

CoroTap™ 300 cutting tap with spiral flutes

Thread form: Metric fine

THCHT	C
THBTP	1
ULDR	3.0
FHA	48°
CNSC	0
SUBSTRATE	HSS-E-PM
COATING	CoolTop

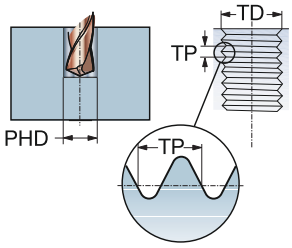

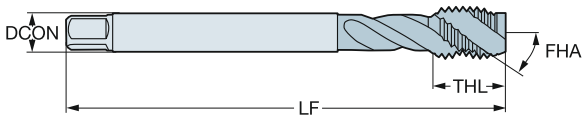

P
≤350HB

TDZ	TP	LU	CZC_{MS}	TCTR	Ordering code	DCON	TD	LF	THL	NOF	BSG
						Dimensions, mm, inch					
MF 4x0.5	0.50	43.00	2.80 x 2.10	6HX	**EX13PM4X.50**	2.80	4.00	63.00	7.00	3	DIN 374
		1.692				*.110*	*.157*	*2.480*	*.275*		
MF 5x0.5	0.50	49.00	3.50 x 2.70	6HX	**EX13PM5X.50**	3.50	5.00	70.00	8.00	3	DIN 374
		1.929				*.138*	*.196*	*2.755*	*.314*		
MF 6x0.75	0.75	59.00	4.50 x 3.40	6HX	**EX13PM6X.75**	4.50	6.00	80.00	10.00	3	DIN 374
		2.322				*.177*	*.236*	*3.149*	*.393*		
MF 8x0.75	0.75	57.00	6.00 x 4.90	6HX	**EX13PM8X.75**	6.00	8.00	80.00	13.00	3	DIN 374
		2.244				*.236*	*.314*	*3.149*	*.511*		
MF 8x1	1.00	67.00	6.00 x 4.90	6HX	**EX13PM8X1.0**	6.00	8.00	90.00	13.00	3	DIN 374
		2.637				*.236*	*.314*	*3.543*	*.511*		
MF 10x0.75	0.75	67.00	7.00 x 5.50	6HX	**EX13PM10X.75**	7.00	10.00	90.00	13.00	3	DIN 374
		2.637				*.276*	*.393*	*3.543*	*.511*		
MF 10x1	1.00	67.00	7.00 x 5.50	6HX	**EX13PM10X1.0**	7.00	10.00	90.00	13.00	3	DIN 374
		2.637				*.276*	*.393*	*3.543*	*.511*		
MF 10x1.25	1.25	77.00	7.00 x 5.50	6HX	**EX13PM10X1.25**	7.00	10.00	100.00	15.00	3	DIN 374
		3.031				*.276*	*.393*	*3.937*	*.590*		
MF 12x1	1.00	73.00	9.00 x 7.00	6HX	**EX13PM12X1.0**	9.00	12.00	100.00	15.00	3	DIN 374
		2.874				*.354*	*.472*	*3.937*	*.590*		
MF 12x1.25	1.25	73.00	9.00 x 7.00	6HX	**EX13PM12X1.25**	9.00	12.00	100.00	15.00	3	DIN 374
		2.874				*.354*	*.472*	*3.937*	*.590*		
MF 12x1.5	1.50	73.00	9.00 x 7.00	6HX	**EX13PM12X1.5**	9.00	12.00	100.00	15.00	3	DIN 374
		2.874				*.354*	*.472*	*3.937*	*.590*		
MF 14x1	1.00	71.00	11.00 x 9.00	6HX	**EX13PM14X1.0**	11.00	14.00	100.00	15.00	3	DIN 374
		2.795				*.433*	*.551*	*3.937*	*.590*		
MF 14x1.25	1.25	71.00	11.00 x 9.00	6HX	**EX13PM14X1.25**	11.00	14.00	100.00	15.00	3	DIN 374
		2.795				*.433*	*.551*	*3.937*	*.590*		
MF 14x1.5	1.50	71.00	11.00 x 9.00	6HX	**EX13PM14X1.5**	11.00	14.00	100.00	15.00	3	DIN 374
		2.795				*.433*	*.551*	*3.937*	*.590*		
MF 16x1	1.00	58.00	12.00 x 9.00	6HX	**EX13PM16X1.0**	12.00	16.00	100.00	15.00	4	DIN 374
		2.283				*.472*	*.629*	*3.937*	*.590*		
MF 16x1.5	1.50	58.00	12.00 x 9.00	6HX	**EX13PM16X1.5**	12.00	16.00	100.00	15.00	4	DIN 374
		2.283				*.472*	*.629*	*3.937*	*.590*		
MF 18x1	1.00	66.00	14.00 x 11.00	6HX	**EX13PM18X1.0**	14.00	18.00	110.00	17.00	4	DIN 374
		2.598				*.551*	*.708*	*4.330*	*.669*		
MF 18x1.5	1.50	66.00	14.00 x 11.00	6HX	**EX13PM18X1.5**	14.00	18.00	110.00	17.00	4	DIN 374
		2.598				*.551*	*.708*	*4.330*	*.669*		
MF 20x1	1.00	80.00	16.00 x 12.00	6HX	**EX13PM20X1.0**	16.00	20.00	125.00	17.00	4	DIN 374
		3.149				*.630*	*.787*	*4.921*	*.669*		
MF 20x1.5	1.50	80.00	16.00 x 12.00	6HX	**EX13PM20X1.5**	16.00	20.00	125.00	17.00	4	DIN 374
		3.149				*.630*	*.787*	*4.921*	*.669*		
MF 22x1.5	1.50	78.00	18.00 x 14.50	6HX	**EX13PM22X1.5**	18.00	22.00	125.00	17.00	4	DIN 374
		3.070				*.709*	*.866*	*4.921*	*.669*		
MF 24x1.5	1.50	93.00	18.00 x 14.50	6HX	**EX13PM24X1.5**	18.00	24.00	140.00	20.00	4	DIN 374
		3.661				*.709*	*.944*	*5.511*	*.787*		

O5 Q5 L253 PHD/PHDX L247 Q1 Q35

CoroTap™ 300 cutting tap with spiral flutes

Thread form: Metric fine

THCHT	C
THBTP	1
ULDR	3.0
FHA	48°
CNSC	0
SUBSTRATE	HSS-E-PM
COATING	CoolTop

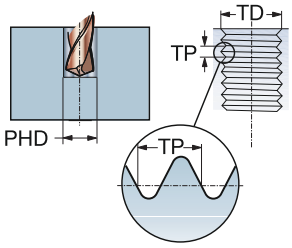

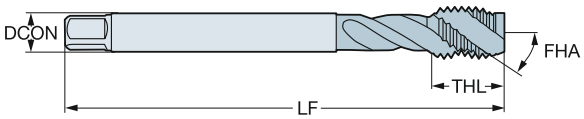

P
≤350HB

TDZ	TP	LU	CZC_{MS}	TCTR	Ordering code	DCON	TD	LF	THL	NOF	BSG
						Dimensions, mm, inch					
MF 24x2	2.00	93.00	18.00 x 14.50	6HX	**EX13PM24X2.0**	18.00	24.00	140.00	20.00	4	DIN 374
		3.661				*.709*	*.944*	*5.511*	*.787*		
MF 25x1.5	1.50	93.00	18.00 x 14.50	6HX	**EX13PM25X1.5**	18.00	25.00	140.00	20.00	4	DIN 374
		3.661				*.709*	*.984*	*5.511*	*.787*		
MF 26x1.5	1.50	93.00	18.00 x 14.50	6HX	**EX13PM26X1.5**	18.00	26.00	140.00	20.00	4	DIN 374
		3.661				*.709*	*1.023*	*5.511*	*.787*		
MF 27x1.5	1.50	77.00	20.00 x 16.00	6HX	**EX13PM27X1.5**	20.00	27.00	140.00	20.00	4	DIN 374
		3.031				*.787*	*1.062*	*5.511*	*.787*		
MF 27x2	2.00	77.00	20.00 x 16.00	6HX	**EX13PM27X2.0**	20.00	27.00	140.00	20.00	4	DIN 374
		3.031				*.787*	*1.062*	*5.511*	*.787*		
MF 28x1.5	1.50	77.00	20.00 x 16.00	6HX	**EX13PM28X1.5**	20.00	28.00	140.00	20.00	4	DIN 374
		3.031				*.787*	*1.102*	*5.511*	*.787*		
MF 30x1.5	1.50	85.00	22.00 x 18.00	6HX	**EX13PM30X1.5**	22.00	30.00	150.00	20.00	4	DIN 374
		3.346				*.866*	*1.181*	*5.905*	*.787*		
MF 30x2	2.00	85.00	22.00 x 18.00	6HX	**EX13PM30X2.0**	22.00	30.00	150.00	20.00	4	DIN 374
		3.346				*.866*	*1.181*	*5.905*	*.787*		

O5 Q5 L253 PHD/PHDX L247 Q1 Q35

CoroTap™ 300 cutting tap with spiral flutes

Thread form: Metric fine

THCHT	C
THBTP	1
ULDR	3
FHA	48°
CNSC	0
SUBSTRATE	HSS-E-PM
COATING	CoolTop

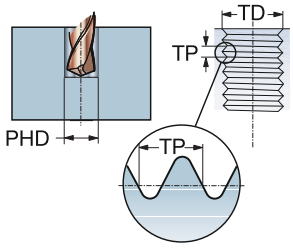

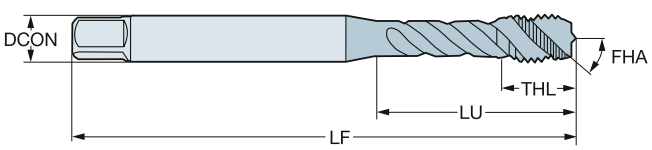

P
≤350HB

TDZ	TP	LU	CZC_{MS}	TCTR	Ordering code	DCON	TD	LF	THL	NOF	BSG
						Dimensions, mm, inch					
MF 8x1	1.00	33.17	.318 x .238	6HX	**EX13PAM8X1.0**	8.10	8.00	90.00	12.10	3	DIN/ANSI
		1.305				*.318*	*.314*	*3.543*	*.476*		
MF 10x1.25	1.25	37.77	.381 x .286	6HX	**EX13PAM10X1.25**	9.70	10.00	100.00	15.10	3	DIN/ANSI
		1.487				*.381*	*.393*	*3.937*	*.594*		
MF 12x1.25	1.25	81.80	.367 x .275	6HX	**EX13PAM12X1.25**	9.30	12.00	110.00	18.00	3	DIN/ANSI
		3.220				*.367*	*.472*	*4.330*	*.709*		
MF 12x1.5	1.50	81.80	.367 x .275	6HX	**EX13PAM12X1.5**	9.30	12.00	110.00	18.00	3	DIN/ANSI
		3.220				*.367*	*.472*	*4.330*	*.709*		
MF 14x1.5	1.50	80.30	.429 x .322	6HX	**EX13PAM14X1.5**	10.90	14.00	110.00	19.98	3	DIN/ANSI
		3.161				*.429*	*.551*	*4.330*	*.787*		
MF 16x1.5	1.50	65.80	.480 x .360	6HX	**EX13PAM16X1.5**	12.20	16.00	110.00	19.99	4	DIN/ANSI
		2.590				*.480*	*.629*	*4.330*	*.787*		
MF 18x1.5	1.50	79.00	.542 x .406	6HX	**EX13PAM18X1.5**	13.80	18.00	125.00	24.99	4	DIN/ANSI
		3.110				*.542*	*.708*	*4.921*	*.984*		

O5 Q5 L253 PHD/PHDX L247 Q1 Q35

CoroTap™ 300 cutting tap with spiral flutes

Thread form: Metric fine

THCHT	C
THBTP	0
ULDR	2.0
FHA	40°
CNSC	0
SUBSTRATE	HSS-E
COATING	ST

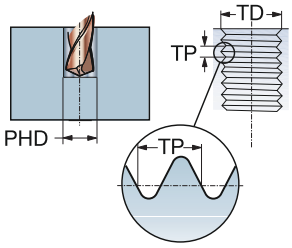

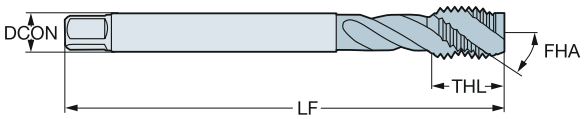

M

TDZ	TP	LU	CZC_{MS}	TCTR	Ordering code	DCON	TD	LF	THL	NOF	BSG
						Dimensions, mm, inch					
MF 6x0.75	0.75	59.00	4.50 x 3.40	6H	**E363M6X.75**	4.50	6.00	80.00	10.00	3	DIN 374
		2.322				*.177*	*.236*	*3.149*	*.393*		
MF 8x1	1.00	67.00	6.00 x 4.90	6H	**E363M8X1.0**	6.00	8.00	90.00	12.00	3	DIN 374
		2.637				*.236*	*.314*	*3.543*	*.472*		
MF 10x1	1.00	67.00	7.00 x 5.50	6H	**E363M10X1.0**	7.00	10.00	90.00	12.00	3	DIN 374
		2.637				*.276*	*.393*	*3.543*	*.472*		
MF 10x1.25	1.25	77.00	7.00 x 5.50	6H	**E363M10X1.25**	7.00	10.00	100.00	15.00	3	DIN 374
		3.031				*.276*	*.393*	*3.937*	*.590*		
MF 12x1	1.00	73.00	9.00 x 7.00	6H	**E363M12X1.0**	9.00	12.00	100.00	13.00	4	DIN 374
		2.874				*.354*	*.472*	*3.937*	*.511*		
MF 12x1.25	1.25	73.00	9.00 x 7.00	6H	**E363M12X1.25**	9.00	12.00	100.00	13.00	4	DIN 374
		2.874				*.354*	*.472*	*3.937*	*.511*		
MF 12x1.5	1.50	73.00	9.00 x 7.00	6H	**E363M12X1.5**	9.00	12.00	100.00	13.00	4	DIN 374
		2.874				*.354*	*.472*	*3.937*	*.511*		
MF 14x1.5	1.50	71.00	11.00 x 9.00	6H	**E363M14X1.5**	11.00	14.00	100.00	15.00	4	DIN 374
		2.795				*.433*	*.551*	*3.937*	*.590*		
MF 16x1.5	1.50	58.00	12.00 x 9.00	6H	**E363M16X1.5**	12.00	16.00	100.00	15.00	5	DIN 374
		2.283				*.472*	*.629*	*3.937*	*.590*		
MF 18x1.5	1.50	66.00	14.00 x 11.00	6H	**E363M18X1.5**	14.00	18.00	110.00	17.00	5	DIN 374
		2.598				*.551*	*.708*	*4.330*	*.669*		
MF 20x1.5	1.50	80.00	16.00 x 12.00	6H	**E363M20X1.5**	16.00	20.00	125.00	17.00	5	DIN 374
		3.149				*.630*	*.787*	*4.921*	*.669*		

O5 Q5 L253 PHD/PHDX L247 Q1 Q35

CoroTap™ 300 cutting tap with spiral flutes

Thread form: Metric fine

THCHT	C
THBTP	0
ULDR	2.5
FHA	35°
CNSC	0
SUBSTRATE	HSS-E

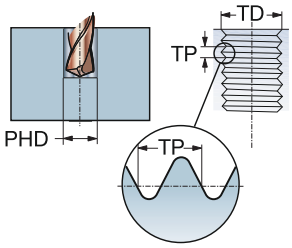

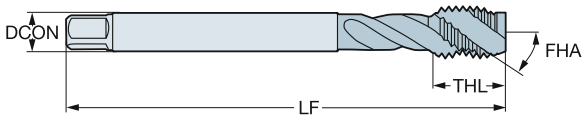

N

TDZ	TP	LU	CZC_{MS}	TCTR	Ordering code	DCON	TD	LF	THL	NOF	BSG
						Dimensions, mm, inch					
MF 4x0.5	0.50	43.00	2.80 x 2.10	6H	**E367M4X.5**	2.80	4.00	63.00	12.00	2	DIN 374
		1.692				*.110*	*.157*	*2.480*	*.472*		
MF 5x0.5	0.50	49.00	3.50 x 2.70	6H	**E367M5X.5**	3.50	5.00	70.00	13.00	2	DIN 374
		1.929				*.138*	*.196*	*2.755*	*.511*		
MF 6x0.75	0.75	59.00	4.50 x 3.40	6H	**E367M6X.75**	4.50	6.00	80.00	15.00	2	DIN 374
		2.322				*.177*	*.236*	*3.149*	*.590*		
MF 8x1	1.00	67.00	6.00 x 4.90	6H	**E367M8X1.0**	6.00	8.00	90.00	18.00	2	DIN 374
		2.637				*.236*	*.314*	*3.543*	*.708*		
MF 10x1	1.00	67.00	7.00 x 5.50	6H	**E367M10X1.0**	7.00	10.00	90.00	20.00	3	DIN 374
		2.637				*.276*	*.393*	*3.543*	*.787*		
MF 10x1.25	1.25	77.00	7.00 x 5.50	6H	**E367M10X1.25**	7.00	10.00	100.00	20.00	3	DIN 374
		3.031				*.276*	*.393*	*3.937*	*.787*		
MF 12x1.25	1.25	73.00	9.00 x 7.00	6H	**E367M12X1.25**	9.00	12.00	100.00	21.00	3	DIN 374
		2.874				*.354*	*.472*	*3.937*	*.826*		
MF 12x1.5	1.50	73.00	9.00 x 7.00	6H	**E367M12X1.5**	9.00	12.00	100.00	21.00	3	DIN 374
		2.874				*.354*	*.472*	*3.937*	*.826*		
MF 14x1.25	1.25	71.00	11.00 x 9.00	6H	**E367M14X1.25**	11.00	14.00	100.00	21.00	3	DIN 374
		2.795				*.433*	*.551*	*3.937*	*.826*		
MF 14x1.5	1.50	71.00	11.00 x 9.00	6H	**E367M14X1.5**	11.00	14.00	100.00	21.00	3	DIN 374
		2.795				*.433*	*.551*	*3.937*	*.826*		
MF 16x1.5	1.50	58.00	12.00 x 9.00	6H	**E367M16X1.5**	12.00	16.00	100.00	21.00	3	DIN 374
		2.283				*.472*	*.629*	*3.937*	*.826*		
MF 18x1.5	1.50	66.00	14.00 x 11.00	6H	**E367M18X1.5**	14.00	18.00	110.00	24.00	3	DIN 374
		2.598				*.551*	*.708*	*4.330*	*.944*		
MF 20x1.5	1.50	80.00	16.00 x 12.00	6H	**E367M20X1.5**	16.00	20.00	125.00	24.00	3	DIN 374
		3.149				*.630*	*.787*	*4.921*	*.944*		

O5 Q5 L253 PHD/PHDX L247 Q1 Q35

CoroTap™ 300 cutting tap with spiral flutes

Thread form: Metric fine

THCHT	C
THBTP	0
ULDR	2.5
TCTR	6H
FHA	45°
CNSC	0

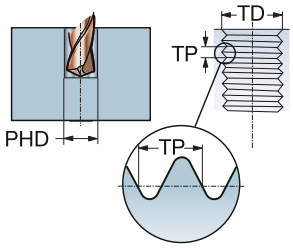

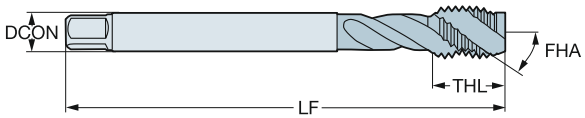

TDZ	TP	LU	CZC_{MS}	Ordering code	P B110	P B145	P B150	P C110	P C145	P C150	M B110	M B145	M C110	M C145	K B110	K B145	K C110	K C145	N B110	N B150	N C110	N C150	S B110	S B150	S C110	S C150	Dimensions, mm, inch DCON	TD	LF	THL	NOF	BSG
MF 4x0.5	0.50	43.00	2.80 x 2.10	T300-XM100DB-M4X050				☆	☆	☆			☆	☆			☆	☆			☆	☆			☆	☆	2.80	4.00	63.00	6.80	3	DIN 374
		1.692																									*.110*	*.157*	*2.480*	*.267*		
MF 5x0.5	0.50	49.00	3.50 x 2.70	T300-XM100DB-M5X050				☆	☆	☆			☆	☆			☆	☆			☆	☆			☆	☆	3.50	5.00	70.00	8.20	3	DIN 374
		1.929																									*.138*	*.196*	*2.755*	*.322*		
MF 6x0.75	0.75	59.00	4.50 x 3.40	T300-XM100DB-M6X075				☆	☆	☆			☆	☆			☆	☆			☆	☆			☆	☆	4.50	6.00	80.00	10.00	3	DIN 374
		2.322																									*.177*	*.236*	*3.149*	*.393*		
MF 8x0.75	0.75	57.00	6.00 x 4.90	T300-XM100DB-M8X075				☆	☆	☆			☆	☆			☆	☆			☆	☆			☆	☆	6.00	8.00	80.00	13.00	3	DIN 374
		2.244																									*.236*	*.314*	*3.149*	*.511*		
MF 8x1	1.00	67.00	6.00 x 4.90	T300-XM100DB-M8X100				☆	☆	☆			☆	☆			☆	☆			☆	☆			☆	☆	6.00	8.00	90.00	13.00	3	DIN 374
		2.637																									*.236*	*.314*	*3.543*	*.511*		
MF 10x0.75	0.75	67.00	7.00 x 5.50	T300-XM100DB-M10X075				☆	☆	☆			☆	☆			☆	☆			☆	☆			☆	☆	7.00	10.00	90.00	13.00	3	DIN 374
		2.637																									*.276*	*.393*	*3.543*	*.511*		
MF 10x1	1.00	67.00	7.00 x 5.50	T300-XM100DB-M10X100				☆	☆	☆			☆	☆			☆	☆			☆	☆			☆	☆	7.00	10.00	90.00	13.00	3	DIN 374
		2.637																									*.276*	*.393*	*3.543*	*.511*		
MF 10x1.25	1.25	77.00	7.00 x 5.50	T300-XM100DB-M10X125				☆	☆	☆			☆	☆			☆	☆			☆	☆			☆	☆	7.00	10.00	100.00	15.00	3	DIN 374
		3.031																									*.276*	*.393*	*3.937*	*.590*		
MF 12x1	1.00	73.00	9.00 x 7.00	T300-XM100DB-M12X100				☆	☆	☆			☆	☆			☆	☆			☆	☆			☆	☆	9.00	12.00	100.00	15.00	3	DIN 374
		2.874																									*.354*	*.472*	*3.937*	*.590*		
MF 12x1.25	1.25	73.00	9.00 x 7.00	T300-XM100DB-M12X125				☆	☆	☆			☆	☆			☆	☆			☆	☆			☆	☆	9.00	12.00	100.00	15.00	3	DIN 374
		2.874																									*.354*	*.472*	*3.937*	*.590*		
MF 12x1.5	1.50	73.00	9.00 x 7.00	T300-XM100DB-M12X150				☆	☆	☆			☆	☆			☆	☆			☆	☆			☆	☆	9.00	12.00	100.00	15.00	3	DIN 374
		2.874																									*.354*	*.472*	*3.937*	*.590*		
MF 14x1	1.00	71.00	11.00 x 9.00	T300-XM100DB-M14X100				☆	☆	☆			☆	☆			☆	☆			☆	☆			☆	☆	11.00	14.00	100.00	15.00	3	DIN 374
		2.795																									*.433*	*.551*	*3.937*	*.590*		
MF 14x1.25	1.25	71.00	11.00 x 9.00	T300-XM100DB-M14X125				☆	☆	☆			☆	☆			☆	☆			☆	☆			☆	☆	11.00	14.00	100.00	15.00	3	DIN 374
		2.795																									*.433*	*.551*	*3.937*	*.590*		
MF 14x1.5	1.50	71.00	11.00 x 9.00	T300-XM100DB-M14X150				☆	☆	☆			☆	☆			☆	☆			☆	☆			☆	☆	11.00	14.00	100.00	15.00	3	DIN 374
		2.795																									*.433*	*.551*	*3.937*	*.590*		
MF 16x1	1.00	58.00	12.00 x 9.00	T300-XM100DB-M16X100				☆	☆	☆			☆	☆			☆	☆			☆	☆			☆	☆	12.00	16.00	100.00	15.00	4	DIN 374
		2.283																									*.472*	*.629*	*3.937*	*.590*		
MF 16x1.5	1.50	58.00	12.00 x 9.00	T300-XM100DB-M16X150				☆	☆	☆			☆	☆			☆	☆			☆	☆			☆	☆	12.00	16.00	100.00	15.00	4	DIN 374
		2.283																									*.472*	*.629*	*3.937*	*.590*		
MF 18x1	1.00	66.00	14.00 x 11.00	T300-XM100DB-M18X100	☆	☆	☆				☆	☆			☆	☆			☆	☆			☆	☆			14.00	18.00	110.00	17.00	4	DIN 374
		2.598																									*.551*	*.708*	*4.330*	*.669*		
MF 18x1.5	1.50	66.00	14.00 x 11.00	T300-XM100DB-M18X150	☆	☆	☆				☆	☆			☆	☆			☆	☆			☆	☆			14.00	18.00	110.00	17.00	4	DIN 374
		2.598																									*.551*	*.708*	*4.330*	*.669*		
MF 20x1	1.00	80.00	16.00 x 12.00	T300-XM100DB-M20X100	☆	☆	☆				☆	☆			☆	☆			☆	☆			☆	☆			16.00	20.00	125.00	17.00	4	DIN 374
		3.149																									*.630*	*.787*	*4.921*	*.669*		
MF 20x1.5	1.50	80.00	16.00 x 12.00	T300-XM100DB-M20X150	☆	☆	☆				☆	☆			☆	☆			☆	☆			☆	☆			16.00	20.00	125.00	17.00	4	DIN 374
		3.149																									*.630*	*.787*	*4.921*	*.669*		
MF 22x1.5	1.50	78.00	18.00 x 14.50	T300-XM100DB-M22X150	☆	☆	☆				☆	☆			☆	☆			☆	☆			☆	☆			18.00	22.00	125.00	17.00	4	DIN 374
		3.070																									*.709*	*.866*	*4.921*	*.669*		
MF 24x1.5	1.50	93.00	18.00 x 14.50	T300-XM100DB-M24X150	☆	☆	☆				☆	☆			☆	☆			☆	☆			☆	☆			18.00	24.00	140.00	20.00	4	DIN 374
		3.661																									*.709*	*.944*	*5.511*	*.787*		

O5 Q5 L253 PHD/PHDX L247 Q1 Q35 Q34

CoroTap™ 300 cutting tap with spiral flutes

Thread form: Metric fine

THCHT	C
THBTP	0
ULDR	2.5
TCTR	6H
FHA	45°
CNSC	0

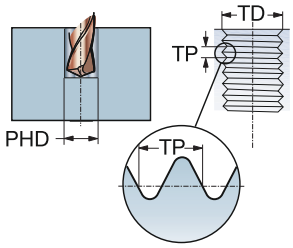

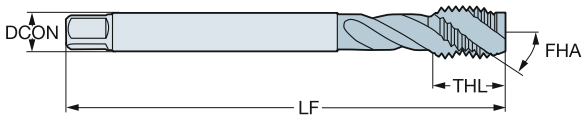

TDZ	TP	LU	CZC_{MS}	Ordering code	P						M				K				N				S				Dimensions, mm, inch					
					B110	B145	B150	C110	C145	C150	B110	B145	C110	C145	B110	B145	C110	C145	B110	B150	C110	C150	B110	B150	C110	C150	DCON	TD	LF	THL	NOF	BSG
MF 24x2	2.00	93.00	18.00 x 14.50	T300-XM100DB-M24X200	☆	☆	☆				☆	☆			☆	☆			☆	☆			☆	☆			18.00	24.00	140.00	20.00	4	DIN 374
		3.661																									*.709*	*.944*	*5.511*	*.787*		
MF 25x1.5	1.50	93.00	18.00 x 14.50	T300-XM100DB-M25X150	☆	☆	☆				☆	☆			☆	☆			☆	☆			☆	☆			18.00	25.00	140.00	20.00	4	DIN 374
		3.661																									*.709*	*.984*	*5.511*	*.787*		
MF 26x1.5	1.50	93.00	18.00 x 14.50	T300-XM100DB-M26X150	☆	☆	☆				☆	☆			☆	☆			☆	☆			☆	☆			18.00	26.00	140.00	20.00	4	DIN 374
		3.661																									*.709*	*1.023*	*5.511*	*.787*		
MF 27x1.5	1.50	77.00	20.00 x 16.00	T300-XM100DB-M27X150	☆	☆	☆				☆	☆			☆	☆			☆	☆			☆	☆			20.00	27.00	140.00	20.00	4	DIN 374
		3.031																									*.787*	*1.062*	*5.511*	*.787*		
MF 27x2	2.00	77.00	20.00 x 16.00	T300-XM100DB-M27X200	☆	☆	☆				☆	☆			☆	☆			☆	☆			☆	☆			20.00	27.00	140.00	20.00	4	DIN 374
		3.031																									*.787*	*1.062*	*5.511*	*.787*		
MF 28x1.5	1.50	77.00	20.00 x 16.00	T300-XM100DB-M28X150	☆	☆	☆				☆	☆			☆	☆			☆	☆			☆	☆			20.00	28.00	140.00	20.00	4	DIN 374
		3.031																									*.787*	*1.102*	*5.511*	*.787*		
MF 30x1.5	1.50	85.00	22.00 x 18.00	T300-XM100DB-M30X150	☆	☆	☆				☆	☆			☆	☆			☆	☆			☆	☆			22.00	30.00	150.00	20.00	4	DIN 374
		3.346																									*.866*	*1.181*	*5.905*	*.787*		
MF 30x2	2.00	85.00	22.00 x 18.00	T300-XM100DB-M30X200	☆	☆	☆				☆	☆			☆	☆			☆	☆			☆	☆			22.00	30.00	150.00	20.00	4	DIN 374
		3.346																									*.866*	*1.181*	*5.905*	*.787*		

O5 Q5 L253 PHD/PHDX L247 Q1 Q35 Q34

CoroTap™ 300 cutting tap with spiral flutes

Thread form: Metric fine

THCHT	C
THBTP	0
ULDR	2.5
FHA	45°
CNSC	0
SUBSTRATE	HSS-PM

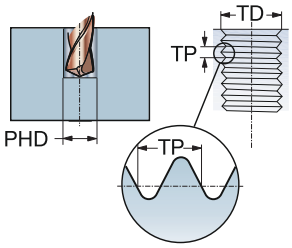

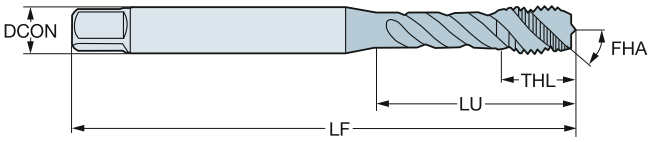

P N S

TDZ	TP	LU	CZC_{MS}	TCTR	Ordering code	DCON	TD	LF	THL	NOF	BSG
						Dimensions, mm, inch					
MF 4x0.5	0.50	19.00	4.00 x 3.15	6H	**E012M4X.5**	4.00	4.00	53.00	6.70	3	ISO 529
		.748				*.157*	*.157*	*2.086*	*.263*		
MF 5x0.5	0.50	22.00	5.00 x 4.00	6H	**E012M5X.5**	5.00	5.00	58.00	7.70	3	ISO 529
		.866				*.197*	*.196*	*2.283*	*.303*		
MF 6x0.5	0.50	27.00	6.30 x 5.00	6H	**E012M6X.5**	6.30	6.00	66.00	10.00	3	ISO 529
		1.062				*.248*	*.236*	*2.598*	*.393*		
MF 6x0.75	0.75	27.00	6.30 x 5.00	6H	**E012M6X.75**	6.30	6.00	66.00	10.00	3	ISO 529
		1.062				*.248*	*.236*	*2.598*	*.393*		
MF 8x0.75	0.75	31.00	8.00 x 6.30	6H	**E012M8X.75**	8.00	8.00	72.00	11.60	3	ISO 529
		1.220				*.315*	*.314*	*2.834*	*.456*		
MF 8x1	1.00	31.00	8.00 x 6.30	6H	**E012M8X1.0**	8.00	8.00	72.00	11.60	3	ISO 529
		1.220				*.315*	*.314*	*2.834*	*.456*		
MF 10x1	1.00	35.00	10.00 x 8.00	6H	**E012M10X1.0**	10.00	10.00	80.00	15.10	3	ISO 529
		1.377				*.394*	*.393*	*3.149*	*.594*		
MF 10x1.25	1.25	35.00	10.00 x 8.00	6H	**E012M10X1.25**	10.00	10.00	80.00	15.10	3	ISO 529
		1.377				*.394*	*.393*	*3.149*	*.594*		
MF 12x1	1.00	64.00	9.00 x 7.10	6H	**E012M12X1.0**	9.00	12.00	89.00	16.00	3	ISO 529
		2.519				*.354*	*.472*	*3.503*	*.629*		
MF 12x1.25	1.25	64.00	9.00 x 7.10	6H	**E012M12X1.25**	9.00	12.00	89.00	16.00	3	ISO 529
		2.519				*.354*	*.472*	*3.503*	*.629*		
MF 12x1.5	1.50	63.00	9.00 x 7.10	6H	**E012M12X1.5**	9.00	12.00	89.00	16.00	3	ISO 529
		2.480				*.354*	*.472*	*3.503*	*.629*		
MF 14x1.5	1.50	69.00	11.20 x 9.00	6H	**E012M14X1.5**	11.20	14.00	95.00	18.00	3	ISO 529
		2.716				*.441*	*.551*	*3.740*	*.708*		
MF 16x1	1.00	62.00	12.50 x 10.00	6H	**E012M16X1.0**	12.50	16.00	102.00	18.00	4	ISO 529
		2.440				*.492*	*.629*	*4.015*	*.708*		
MF 16x1.5	1.50	62.00	12.50 x 10.00	6H	**E012M16X1.5**	12.50	16.00	102.00	18.00	4	ISO 529
		2.440				*.492*	*.629*	*4.015*	*.708*		
MF 18x1.5	1.50	72.00	14.00 x 11.20	6H	**E012M18X1.5**	14.00	18.00	112.00	29.50	4	ISO 529
		2.834				*.551*	*.708*	*4.409*	*1.161*		
MF 20x1.5	1.50	68.00	14.00 x 11.20	6H	**E012M20X1.5**	14.00	20.00	112.00	22.50	4	ISO 529
		2.677				*.551*	*.787*	*4.409*	*.885*		
MF 22x1.5	1.50	74.00	16.00 x 12.50	6H	**E012M22X1.5**	16.00	22.00	118.00	29.50	4	ISO 529
		2.913				*.630*	*.866*	*4.645*	*1.161*		

O5 Q5 L253 PHD/PHDX L247 Q1 Q35

CoroTap™ 300 cutting tap with spiral flutes

Thread form: Metric fine

THCHT	C
THBTP	0
ULDR	2.5
FHA	45°
CNSC	0
SUBSTRATE	HSS-PM
COATING	ST

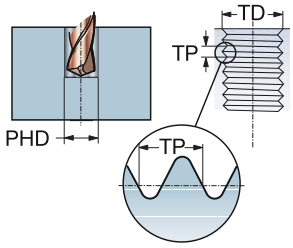

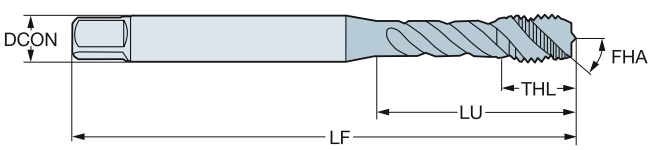

P M

TDZ	TP	LU	CZC_{MS}	TCTR	Ordering code	DCON	TD	LF	THL	NOF	BSG
						Dimensions, mm, inch					
MF 4x0.5	0.50	19.00	4.00 x 3.15	6H	**E013M4X.5**	4.00	4.00	53.00	6.70	3	ISO 529
		.748				*.157*	*.157*	*2.086*	*.263*		
MF 5x0.5	0.50	22.00	5.00 x 4.00	6H	**E013M5X.5**	5.00	5.00	58.00	7.70	3	ISO 529
		.866				*.197*	*.196*	*2.283*	*.303*		
MF 6x0.5	0.50	27.00	6.30 x 5.00	6H	**E013M6X.5**	6.30	6.00	66.00	10.00	3	ISO 529
		1.062				*.248*	*.236*	*2.598*	*.393*		
MF 6x0.75	0.75	27.00	6.30 x 5.00	6H	**E013M6X.75**	6.30	6.00	66.00	10.00	3	ISO 529
		1.062				*.248*	*.236*	*2.598*	*.393*		
MF 8x0.75	0.75	31.00	8.00 x 6.30	6H	**E013M8X.75**	8.00	8.00	72.00	11.60	3	ISO 529
		1.220				*.315*	*.314*	*2.834*	*.456*		
MF 8x1	1.00	31.00	8.00 x 6.30	6H	**E013M8X1.0**	8.00	8.00	72.00	11.60	3	ISO 529
		1.220				*.315*	*.314*	*2.834*	*.456*		
MF 10x1	1.00	35.00	10.00 x 8.00	6H	**E013M10X1.0**	10.00	10.00	80.00	15.10	3	ISO 529
		1.377				*.394*	*.393*	*3.149*	*.594*		
MF 10x1.25	1.25	35.00	10.00 x 8.00	6H	**E013M10X1.25**	10.00	10.00	80.00	15.10	3	ISO 529
		1.377				*.394*	*.393*	*3.149*	*.594*		
MF 12x1	1.00	62.00	9.00 x 7.10	6H	**E013M12X1.0**	9.00	12.00	89.00	16.00	3	ISO 529
		2.440				*.354*	*.472*	*3.503*	*.629*		
MF 12x1.25	1.25	62.00	9.00 x 7.10	6H	**E013M12X1.25**	9.00	12.00	89.00	16.00	3	ISO 529
		2.440				*.354*	*.472*	*3.503*	*.629*		
MF 12x1.5	1.50	62.00	9.00 x 7.10	6H	**E013M12X1.5**	9.00	12.00	89.00	16.00	3	ISO 529
		2.440				*.354*	*.472*	*3.503*	*.629*		
MF 14x1.5	1.50	66.00	11.20 x 9.00	6H	**E013M14X1.5**	11.20	14.00	95.00	18.00	3	ISO 529
		2.598				*.441*	*.551*	*3.740*	*.708*		
MF 16x1	1.00	59.00	12.50 x 10.00	6H	**E013M16X1.0**	12.50	16.00	102.00	18.00	4	ISO 529
		2.322				*.492*	*.629*	*4.015*	*.708*		
MF 16x1.5	1.50	59.00	12.50 x 10.00	6H	**E013M16X1.5**	12.50	16.00	102.00	18.00	4	ISO 529
		2.322				*.492*	*.629*	*4.015*	*.708*		
MF 18x1.5	1.50	68.00	14.00 x 11.20	6H	**E013M18X1.5**	14.00	18.00	112.00	29.50	4	ISO 529
		2.677				*.551*	*.708*	*4.409*	*1.161*		
MF 20x1.5	1.50	68.00	14.00 x 11.20	6H	**E013M20X1.5**	14.00	20.00	112.00	22.50	4	ISO 529
		2.677				*.551*	*.787*	*4.409*	*.885*		
MF 22x1.5	1.50	72.00	16.00 x 12.50	6H	**E013M22X1.5**	16.00	22.00	118.00	29.50	4	ISO 529
		2.834				*.630*	*.866*	*4.645*	*1.161*		

O5 Q5 L253 PHD/PHDX L247 Q1 Q35

CoroTap™ 300 cutting tap with spiral flutes

Thread form: Metric fine

THCHT	C
THBTP	0
ULDR	2.5
FHA	45°
CNSC	0
SUBSTRATE	HSS-PM

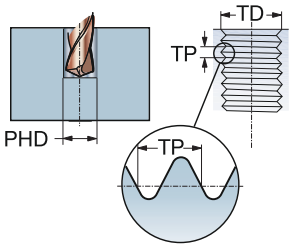

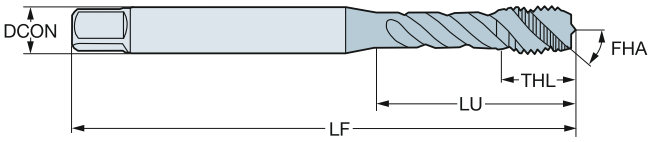

P N S

TDZ	TP	LU	CZC_{MS}	TCTR	Ordering code	DCON	TD	LF	THL	NOF	BSG
						Dimensions, mm, inch					
MF 8x1	1.00	33.26	.318 x .238	6H	**E017M8X1.0**	8.10	8.00	69.06	11.60	3	ANSI
		1.309				*.318*	*.314*	*2.718*	*.456*		
MF 10x1	1.00	36.61	.381 x .286	6H	**E017M10X1.0**	9.70	10.00	74.61	13.50	3	ANSI
		1.441				*.381*	*.393*	*2.937*	*.531*		
MF 14x1.5	1.50	66.10	.429 x .322	6H	**E017M14X1.5**	10.90	14.00	91.28	18.00	3	ANSI
		2.602				*.429*	*.551*	*3.593*	*.708*		
MF 18x1.5	1.50	62.08	.542 x .406	6H	**E017M18X1.5**	13.80	18.00	102.39	22.50	3	ANSI
		2.444				*.542*	*.708*	*4.031*	*.885*		

O5 Q5 L253 PHD/PHDX L247 Q1 Q35

CoroTap™ 300 cutting tap with spiral flutes

Thread form: Metric fine

THCHT	C
THBTP	0
ULDR	2.5
FHA	45°
CNSC	0
SUBSTRATE	HSS-PM
COATING	ST

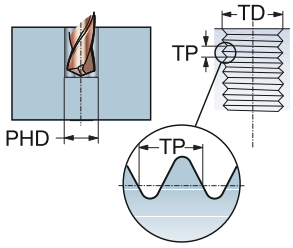

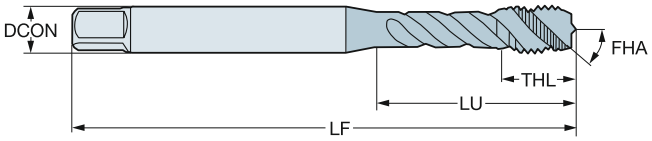

P M

TDZ	TP	LU	CZC_{MS}	TCTR	Ordering code	DCON	TD	LF	THL	NOF	BSG
						Dimensions, mm, inch					
MF 8x1	1.00	33.26	.318 x .238	6H	**E018M8X1.0**	8.10	8.00	69.06	11.60	3	ANSI
		1.309				*.318*	*.314*	*2.718*	*.456*		
MF 10x1	1.00	36.61	.381 x .286	6H	**E018M10X1.0**	9.70	10.00	74.61	13.50	3	ANSI
		1.441				*.381*	*.393*	*2.937*	*.531*		
MF 14x1.5	1.50	66.10	.429 x .322	6H	**E018M14X1.5**	10.90	14.00	91.28	18.00	3	ANSI
		2.602				*.429*	*.551*	*3.593*	*.708*		
MF 18x1.5	1.50	62.08	.542 x .406	6H	**E018M18X1.5**	13.80	18.00	102.39	22.50	3	ANSI
		2.444				*.542*	*.708*	*4.031*	*.885*		

O5 Q5 L253 PHD/PHDX L247 Q1 Q35

CoroTap™ 300 cutting tap with spiral flutes

Thread form: UNC

THCHT	C
THBTP	0
ULDR	1.5
FHA	15°
CNSC	0
SUBSTRATE	HSS-E-PM
COATING	CoolTop

P
30–48 HRC

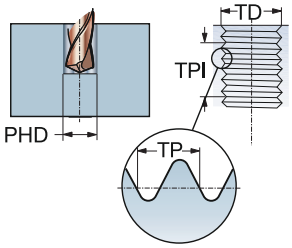

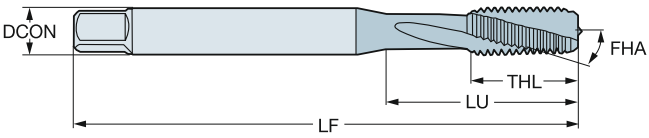

TDZ	TPI	LU	CZC_{MS}	TCTR	Ordering code	DCON	TD	LF	THL	NOF	BSG
						Dimensions, mm, inch					
UNC #4-40	40.0	11.90	.141 x .110	2B	**E8844-40**	3.60	2.84	56.00	11.90	3	C-DIN/ANSI
		.468				*.141*	*.112*	*2.204*	*.468*		
UNC #6-32	32.0	13.90	.168 x .131	2B	**E8846-32**	4.30	3.51	63.00	13.90	3	C-DIN/ANSI
		.547				*.168*	*.137*	*2.480*	*.547*		
UNC #8-32	32.0	15.10	.194 x .152	2B	**E8848-32**	4.90	4.17	70.00	15.10	3	C-DIN/ANSI
		.594				*.194*	*.164*	*2.755*	*.594*		
UNC #10-24	24.0	17.00	.255 x .191	2B	**E88410-24**	6.50	4.83	80.00	17.00	3	C-DIN/ANSI
		.669				*.255*	*.190*	*3.149*	*.669*		
UNC 1/4-20	20.0	20.20	.318 x .238	2B	**E8841/4**	8.10	6.35	90.00	20.20	3	C-DIN/ANSI
		.795				*.318*	*.250*	*3.543*	*.795*		
UNC 5/16-18	18.0	20.00	.381 x .286	2B	**E8845/16**	9.70	7.94	100.00	22.80	3	C-DIN/ANSI
		.787				*.381*	*.312*	*3.937*	*.897*		
UNC 3/8-16	16.0	37.00	.381 x .286	2B	**E8843/8**	9.70	9.53	100.00	20.00	3	DIN/ANSI
		1.456				*.381*	*.375*	*3.937*	*.787*		
UNC 7/16-14	14.0	72.60	.323 x .242	2B	**E8847/16**	8.20	11.11	100.00	20.00	4	DIN/ANSI
		2.858				*.323*	*.437*	*3.937*	*.787*		
UNC 1/2-13	13.0	81.80	.367 x .275	2B	**E8841/2**	9.30	12.70	110.00	23.00	4	DIN/ANSI
		3.220				*.367*	*.500*	*4.330*	*.905*		
UNC 5/8-11	11.0	65.80	.480 x .360	2B	**E8845/8**	12.20	15.88	110.00	23.00	4	DIN/ANSI
		2.590				*.480*	*.625*	*4.330*	*.905*		
UNC 3/4-10	10.0	77.50	.590 x .442	2B	**E8843/4**	15.00	19.05	125.00	30.00	4	DIN/ANSI
		3.051				*.590*	*.750*	*4.921*	*1.181*		

O5 Q5 L253 PHD/PHDX L247 Q1 Q35

CoroTap™ 300 cutting tap with spiral flutes

Thread form: UNC

THCHT	C
THBTP	0
ULDR	2.5
FHA	45°
CNSC	0
SUBSTRATE	HSS-PM
COATING	CoolTop

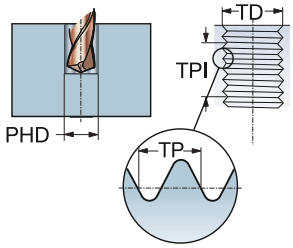

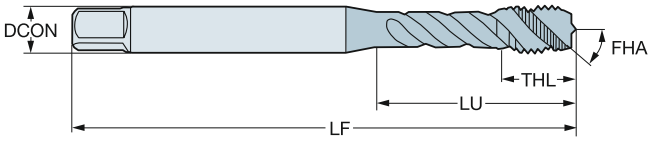

P
≤350HB

TDZ	TPI	LU	CZC_{MS}	TCTR	Ordering code	DCON	TD	LF	THL	NOF	BSG
						Dimensions, mm, inch					
UNC #6-32	32.0	30.20	3.55 x 2.80	2B	**E0586-32**	3.60	3.51	50.00	6.30	3	ISO 529
		1.189				*.140*	*.137*	*1.968*	*.248*		
UNC #8-32	32.0	17.00	4.50 x 3.55	2B	**E0588-32**	4.50	4.17	53.00	6.70	3	ISO 529
		.669				*.177*	*.164*	*2.086*	*.263*		
UNC #10-24	24.0	20.00	5.00 x 4.00	2B	**E05810-24**	5.00	4.83	58.00	7.70	3	ISO 529
		.787				*.197*	*.190*	*2.283*	*.303*		
UNC 1/4-20	20.0	28.00	6.30 x 5.00	2B	**E0581/4**	6.30	6.35	66.00	10.20	3	ISO 529
		1.102				*.248*	*.250*	*2.598*	*.401*		
UNC 5/16-18	18.0	31.00	8.00 x 6.30	2B	**E0585/16**	8.00	7.94	72.00	11.60	3	ISO 529
		1.220				*.315*	*.312*	*2.834*	*.456*		
UNC 3/8-16	16.0	34.00	10.00 x 8.00	2B	**E0583/8**	10.00	9.53	80.00	15.10	3	ISO 529
		1.338				*.394*	*.375*	*3.149*	*.594*		
UNC 1/2-13	13.0	62.00	9.00 x 7.10	2B	**E0581/2**	9.00	12.70	89.00	17.50	3	ISO 529
		2.440				*.354*	*.500*	*3.503*	*.688*		
UNC 5/8-11	11.0	59.00	12.50 x 10.00	2B	**E0585/8**	12.50	15.88	102.00	18.00	4	ISO 529
		2.322				*.492*	*.625*	*4.015*	*.708*		
UNC 3/4-10	10.0	68.00	14.00 x 11.20	2B	**E0583/4**	14.00	19.05	112.00	22.50	4	ISO 529
		2.677				*.551*	*.750*	*4.409*	*.885*		

O5 Q5 L253 PHD/PHDX L247 Q1 Q35

CoroTap™ 300 cutting tap with spiral flutes

Thread form: UNC

THCHT	C
THBTP	1
ULDR	3.0
FHA	48°
CNSC	0
SUBSTRATE	HSS-E-PM
COATING	CoolTop

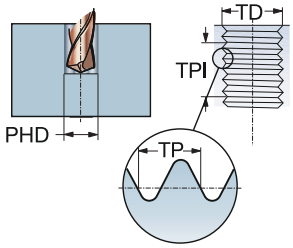

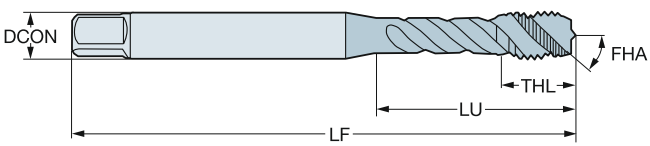

P
≤350HB

TDZ	TPI	LU	CZC_{MS}	TCTR	TCT	Ordering code	DCON	TD	LF	THL	NOF	BSG
							Dimensions, mm, inch					
UNC #2-56	56.0	11.99	.141 x .110	3B	H1	EX23PA2-56	3.60	2.18	45.00	3.98	3	DIN/ANSI
		.472					*.141*	*.085*	*1.771*	*.157*		
UNC #4-40	40.0	16.97	.141 x .110	2B	H2	EX23PA4-40	3.60	2.84	56.00	6.49	3	DIN/ANSI
		.668					*.141*	*.112*	*2.204*	*.255*		
UNC #5-40	40.0	17.74	.141 x .110	2B	H2	EX23PA5-40	3.60	3.18	56.00	6.49	3	DIN/ANSI
		.698					*.141*	*.125*	*2.204*	*.255*		
UNC #6-32	32.0	20.20	.141 x .110	2B	H3	EX23PA6-32	3.60	3.51	56.00	6.49	3	DIN/ANSI
		.795					*.141*	*.137*	*2.204*	*.255*		
UNC #8-32	32.0	21.18	.168 x .131	2B	H3	EX23PA8-32	4.30	4.17	63.00	7.00	3	DIN/ANSI
		.833					*.168*	*.164*	*2.480*	*.275*		
UNC #8-32	32.0	21.18	.168 x .131	2B	H5	EX23PA8-32H5	4.30	4.17	63.00	7.00	3	DIN/ANSI
		.833					*.168*	*.164*	*2.480*	*.275*		
UNC #10-24	24.0	27.54	.194 x .152	2B	H3	EX23PA10-24	4.90	4.83	70.00	8.40	3	DIN/ANSI
		1.084					*.194*	*.190*	*2.755*	*.330*		
UNC 1/4-20	20.0	24.69	.255 x .191	3B	H3	EX23PA1/4	6.50	6.35	80.00	10.20	3	DIN/ANSI
		.972					*.255*	*.250*	*3.149*	*.401*		
UNC 1/4-20	20.0	24.69	.255 x .191	2B	H5	EX23PA1/4H5	6.50	6.35	80.00	10.20	3	DIN/ANSI
		.972					*.255*	*.250*	*3.149*	*.401*		
UNC 5/16-18	18.0	33.17	.318 x .238	3B	H3	EX23PA5/16	8.10	7.94	90.00	12.20	3	DIN/ANSI
		1.305					*.318*	*.312*	*3.543*	*.480*		
UNC 5/16-18	18.0	33.17	.318 x .238	2B	H5	EX23PA5/16H5	8.10	7.94	90.00	12.20	3	DIN/ANSI
		1.305					*.318*	*.312*	*3.543*	*.480*		
UNC 3/8-16	16.0	38.07	.381 x .286	3B	H3	EX23PA3/8	9.70	9.53	100.00	15.79	3	DIN/ANSI
		1.498					*.381*	*.375*	*3.937*	*.622*		
UNC 3/8-16	16.0	38.07	.381 x .286	2B	H5	EX23PA3/8H5	9.70	9.53	100.00	15.79	3	DIN/ANSI
		1.498					*.381*	*.375*	*3.937*	*.622*		
UNC 7/16-14	14.0	72.60	.323 x .242	3B	H3	EX23PA7/16	8.20	11.11	100.00	15.01	3	DIN/ANSI
		2.858					*.323*	*.437*	*3.937*	*.590*		
UNC 1/2-13	13.0	81.80	.367 x .275	3B	H3	EX23PA1/2	9.30	12.70	110.00	18.00	3	DIN/ANSI
		3.220					*.367*	*.500*	*4.330*	*.709*		
UNC 1/2-13	13.0	81.80	.367 x .275	2B	H5	EX23PA1/2H5	9.30	12.70	110.00	18.00	3	DIN/ANSI
		3.220					*.367*	*.500*	*4.330*	*.709*		
UNC 5/8-11	11.0	65.80	.480 x .360	3B	H3	EX23PA5/8	12.20	15.88	110.00	19.99	4	DIN/ANSI
		2.590					*.480*	*.625*	*4.330*	*.787*		
UNC 5/8-11	11.0	65.80	.480 x .360	2B	H5	EX23PA5/8H5	12.20	15.88	110.00	19.99	4	DIN/ANSI
		2.590					*.480*	*.625*	*4.330*	*.787*		
UNC 3/4-10	10.0	77.50	.590 x .442	3B	H3	EX23PA3/4	15.00	19.05	125.00	25.00	4	DIN/ANSI
		3.051					*.590*	*.750*	*4.921*	*.984*		
UNC 3/4-10	10.0	77.50	.590 x .442	2B	H5	EX23PA3/4H5	15.00	19.05	125.00	25.00	4	DIN/ANSI
		3.051					*.590*	*.750*	*4.921*	*.984*		
UNC 7/8-9	9.0	90.90	.697 x .523	3B	H4	EX23PA7/8	17.70	22.23	140.00	25.00	4	DIN/ANSI
		3.578					*.697*	*.875*	*5.511*	*.984*		
UNC 1"-8	8.0	95.40	.800 x .600	3B	H4	EX23PA1	20.30	25.40	160.00	29.99	4	DIN/ANSI
		3.755					*.800*	*1.000*	*6.299*	*1.180*		

O5 Q5 L253 PHD/PHDX L247 Q1 Q35

CoroTap™ 300 cutting tap with spiral flutes

Thread form: UNC

THCHT	C
THBTP	1
ULDR	3.0
FHA	48°
CNSC	1
SUBSTRATE	HSS-E-PM
COATING	CoolTop

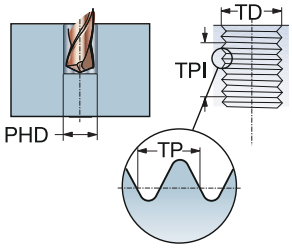

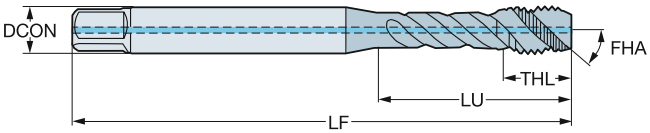

P
≤350HB

TDZ	TPI	LU	CZC_{MS}	TCTR	Ordering code	DCON	TD	LF	THL	NOF	BSG
						Dimensions, mm, inch					
UNC 1/4-20	20.0	24.69	.255 x .191	2BX	**EX29PA1/4**	6.50	6.35	80.00	10.20	3	DIN/ANSI
		.972				*.255*	*.250*	*3.149*	*.401*		
UNC 5/16-18	18.0	33.17	.318 x .238	2BX	**EX29PA5/16**	8.10	7.94	90.00	12.20	3	DIN/ANSI
		1.305				*.318*	*.312*	*3.543*	*.480*		
UNC 3/8-16	16.0	38.07	.381 x .286	2BX	**EX29PA3/8**	9.70	9.53	100.00	15.79	3	DIN/ANSI
		1.498				*.381*	*.375*	*3.937*	*.622*		
UNC 7/16-14	14.0	72.60	.323 x .242	2BX	**EX29PA7/16**	8.20	11.11	100.00	15.01	3	DIN/ANSI
		2.858				*.323*	*.437*	*3.937*	*.590*		
UNC 1/2-13	13.0	81.90	.367 x .275	2BX	**EX29PA1/2**	9.30	12.70	110.00	18.00	3	DIN/ANSI
		3.224				*.367*	*.500*	*4.330*	*.709*		
UNC 5/8-11	11.0	65.80	.480 x .360	2BX	**EX29PA5/8**	12.20	15.88	110.00	19.99	4	DIN/ANSI
		2.590				*.480*	*.625*	*4.330*	*.787*		
UNC 3/4-10	10.0	77.50	.590 x .442	2BX	**EX29PA3/4**	15.00	19.05	125.00	25.00	4	DIN/ANSI
		3.051				*.590*	*.750*	*4.921*	*.984*		
UNC 7/8-9	9.0	90.90	.697 x .523	2BX	**EX29PA7/8**	17.70	22.23	140.00	25.00	4	DIN/ANSI
		3.578				*.697*	*.875*	*5.511*	*.984*		
UNC 1"-8	8.0	95.40	.800 x .600	2BX	**EX29PA1**	20.30	25.40	160.00	29.99	4	DIN/ANSI
		3.755				*.800*	*1.000*	*6.299*	*1.180*		

O5 Q5 L253 PHD/PHDX L247 Q1 Q35

CoroTap™ 300 cutting tap with spiral flutes

Thread form: UNC

THCHT	C
THBTP	0
ULDR	2.5
FHA	48°
CNSC	0
SUBSTRATE	HSS-PM
COATING	ST

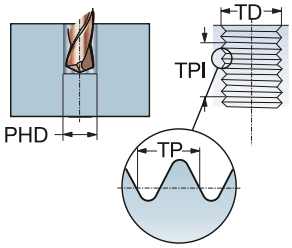

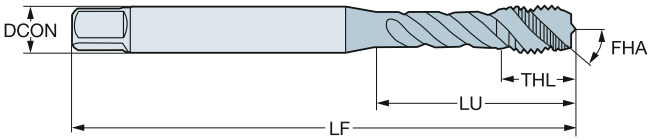

M

TDZ	TPI	LU	CZC_{MS}	TCTR	Ordering code	DCON	TD	LF	THL	NOF	BSG
						Dimensions, mm, inch					
UNC #4-40	40.0	14.00	3.15 x 2.50	2B	**E0564-40**	3.20	2.84	48.00	6.20	3	ISO 529
		.551				*.124*	*.112*	*1.889*	*.244*		
UNC #6-32	32.0	17.00	3.55 x 2.80	2B	**E0566-32**	3.60	3.51	48.00	6.30	3	ISO 529
		.669				*.140*	*.137*	*1.889*	*.248*		
UNC #8-32	32.0	17.00	4.50 x 3.55	2B	**E0568-32**	4.50	4.17	53.00	6.70	3	ISO 529
		.669				*.177*	*.164*	*2.086*	*.263*		
UNC #10-24	24.0	21.00	5.00 x 4.00	2B	**E05610-24**	5.00	4.83	58.00	7.70	3	ISO 529
		.826				*.197*	*.190*	*2.283*	*.303*		
UNC 1/4-20	20.0	27.00	6.30 x 5.00	2B	**E0561/4**	6.30	6.35	66.00	10.20	3	ISO 529
		1.062				*.248*	*.250*	*2.598*	*.401*		
UNC 5/16-18	18.0	31.00	8.00 x 6.30	2B	**E0565/16**	8.00	7.94	72.00	11.60	3	ISO 529
		1.220				*.315*	*.312*	*2.834*	*.456*		
UNC 3/8-16	16.0	33.00	10.00 x 8.00	2B	**E0563/8**	10.00	9.53	80.00	15.10	3	ISO 529
		1.299				*.394*	*.375*	*3.149*	*.594*		
UNC 1/2-13	13.0	62.00	9.00 x 7.10	2B	**E0561/2**	9.00	12.70	89.00	17.50	3	ISO 529
		2.440				*.354*	*.500*	*3.503*	*.688*		
UNC 5/8-11	11.0	59.00	12.50 x 10.00	2B	**E0565/8**	12.50	15.88	102.00	18.00	4	ISO 529
		2.322				*.492*	*.625*	*4.015*	*.708*		
UNC 3/4-10	10.0	68.00	14.00 x 11.20	2B	**E0563/4**	14.00	19.05	112.00	22.50	4	ISO 529
		2.677				*.551*	*.750*	*4.409*	*.885*		

O5 Q5 L253 PHD/PHDX L247 Q1 Q35

CoroTap™ 300 cutting tap with spiral flutes

Thread form: UNC

THCHT	C
THBTP	0
ULDR	2.5
FHA	48°
CNSC	0
SUBSTRATE	HSS-PM
COATING	ST

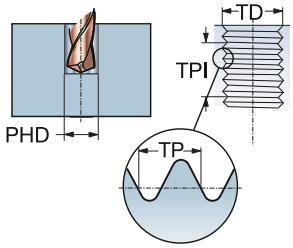

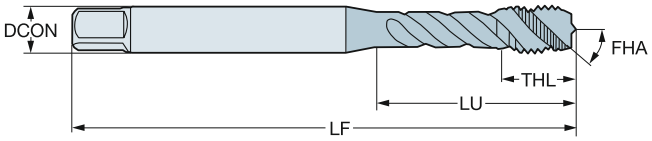

M

TDZ	TPI	LU	CZC_{MS}	TCTR	TCT	Ordering code	DCON	TD	LF	THL	NOF	BSG
							Dimensions, mm, inch					
UNC #4-40	40.0	15.50	.141 x .110	2B	H2	E0694-40	3.60	2.84	47.63	15.50	3	ANSI
		.610					*.141*	*.112*	*1.875*	*.610*		
UNC #5-40	40.0	13.30	.141 x .110	2B	H2	E0695-40	3.60	3.18	49.21	13.30	3	ANSI
		.523					*.141*	*.125*	*1.937*	*.523*		
UNC #6-32	32.0	15.08	.141 x .110	3B	H2	E0696-32	3.60	3.51	50.80	7.90	3	ANSI
		.593					*.141*	*.137*	*2.000*	*.311*		
UNC #8-32	32.0	16.58	.168 x .131	3B	H2	E0698-32	4.30	4.17	53.98	7.90	3	ANSI
		.652					*.168*	*.164*	*2.125*	*.311*		
UNC #10-24	24.0	21.42	.194 x .152	2B	H3	E06910-24	4.90	4.83	60.33	8.50	3	ANSI
		.843					*.194*	*.190*	*2.375*	*.334*		
UNC #12-24	24.0	22.47	.220 x .165	2B	H3	E06912-24	5.60	5.49	60.33	8.50	3	ANSI
		.884					*.220*	*.215*	*2.375*	*.334*		
UNC 1/4-20	20.0	27.92	.255 x .191	3B	H3	E0691/4	6.50	6.35	63.50	10.00	3	ANSI
		1.099					*.255*	*.250*	*2.500*	*.393*		
UNC 5/16-18	18.0	33.26	.318 x .238	3B	H3	E0695/16	8.10	7.94	69.06	11.60	3	ANSI
		1.309					*.318*	*.312*	*2.718*	*.456*		
UNC 3/8-16	16.0	36.61	.381 x .286	3B	H3	E0693/8	9.70	9.53	74.61	13.50	3	ANSI
		1.441					*.381*	*.375*	*2.937*	*.531*		
UNC 7/16-14	14.0	52.77	.323 x .242	3B	H3	E0697/16	8.20	11.11	80.17	16.00	3	ANSI
		2.077					*.323*	*.437*	*3.156*	*.629*		
UNC 1/2-13	13.0	57.53	.367 x .275	3B	H3	E0691/2	9.30	12.70	85.73	17.50	3	ANSI
		2.264					*.367*	*.500*	*3.375*	*.688*		
UNC 9/16-12	12.0	61.58	.429 x .322	3B	H3	E0699/16	10.90	14.29	91.28	18.00	3	ANSI
		2.424					*.429*	*.562*	*3.593*	*.708*		
UNC 5/8-11	11.0	52.64	.480 x .360	3B	H3	E0695/8	12.20	15.88	96.84	18.00	4	ANSI
		2.072					*.480*	*.625*	*3.812*	*.708*		
UNC 3/4-10	10.0	60.50	.590 x .442	2B	H4	E0693/4	15.00	19.05	108.00	22.50	4	ANSI
		2.381					*.590*	*.750*	*4.251*	*.885*		
UNC 7/8-9	9.0	69.90	.697 x .523	3B	H4	E0697/8	17.70	22.23	119.00	25.00	4	ANSI
		2.751					*.697*	*.875*	*4.685*	*.984*		
UNC 1"-8	8.0	65.60	.800 x .600	3B	H4	E0691	20.30	25.40	130.20	30.00	4	ANSI
		2.582					*.800*	*1.000*	*5.125*	*1.181*		

O5 Q5 L253 PHD/PHDX L247 Q1 Q35

CoroTap™ 300 cutting tap with spiral flutes

Thread form: UNC

THCHT	C
THBTP	1
ULDR	2.5
FHA	48°
CNSC	0
SUBSTRATE	HSS-PM
COATING	SmoothTop

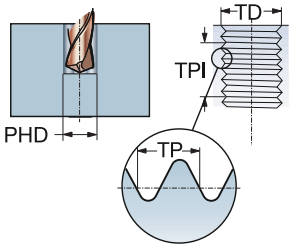

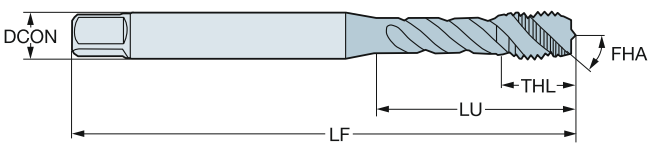

M

TDZ	TPI	LU	CZC_{MS}	TCTR	Ordering code	DCON	TD	LF	THL	NOF	BSG
						Dimensions, mm, inch					
UNC #4-40	40.0	15.47	.141 x .110	2B	**E8824-40**	3.60	2.84	56.00	6.50	3	DIN/ANSI
		.609				*.141*	*.112*	*2.204*	*.255*		
UNC #6-32	32.0	15.08	.141 x .110	2B	**E8826-32**	3.60	3.51	56.00	6.50	3	DIN/ANSI
		.593				*.141*	*.137*	*2.204*	*.255*		
UNC #8-32	32.0	16.58	.168 x .131	2B	**E8828-32**	4.30	4.17	63.00	7.00	3	DIN/ANSI
		.652				*.168*	*.164*	*2.480*	*.275*		
UNC #10-24	24.0	21.00	.194 x .152	2B	**E88210-24**	4.90	4.83	70.00	8.40	3	DIN/ANSI
		.826				*.194*	*.190*	*2.755*	*.330*		
UNC 1/4-20	20.0	25.59	.255 x .191	2B	**E8821/4**	6.50	6.35	80.00	10.20	3	DIN/ANSI
		1.007				*.255*	*.250*	*3.149*	*.401*		
UNC 5/16-18	18.0	30.20	.318 x .238	2B	**E8825/16**	8.10	7.94	90.00	12.20	3	DIN/ANSI
		1.189				*.318*	*.312*	*3.543*	*.480*		
UNC 3/8-16	16.0	32.80	.381 x .286	2B	**E8823/8**	9.70	9.53	100.00	15.80	3	DIN/ANSI
		1.291				*.381*	*.375*	*3.937*	*.622*		
UNC 7/16-14	14.0	72.60	.323 x .242	2B	**E8827/16**	8.20	11.11	100.00	15.00	3	DIN/ANSI
		2.858				*.323*	*.437*	*3.937*	*.590*		
UNC 1/2-13	13.0	81.80	.367 x .275	2B	**E8821/2**	9.30	12.70	110.00	18.00	3	DIN/ANSI
		3.220				*.367*	*.500*	*4.330*	*.708*		
UNC 5/8-11	11.0	65.80	.480 x .360	2B	**E8825/8**	12.20	15.88	110.00	20.00	4	DIN/ANSI
		2.590				*.480*	*.625*	*4.330*	*.787*		
UNC 3/4-10	10.0	77.50	.590 x .442	2B	**E8823/4**	15.00	19.05	125.00	25.00	4	DIN/ANSI
		3.051				*.590*	*.750*	*4.921*	*.984*		
UNC 7/8-9	9.0	90.90	.697 x .523	2B	**E8827/8**	17.70	22.23	140.00	25.00	4	DIN/ANSI
		3.578				*.697*	*.875*	*5.511*	*.984*		

O5 Q5 L253 PHD/PHDX L247 Q1 Q35

CoroTap™ 300 cutting tap with spiral flutes

Thread form: UNC

THCHT	C
THBTP	0
ULDR	1.5
FHA	15°
CNSC	0
SUBSTRATE	HSS-E-PM

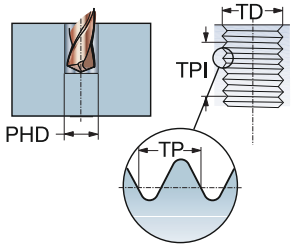

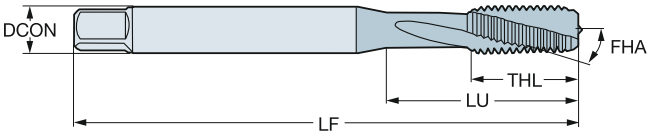

N

TDZ	TPI	LU	CZC_{MS}	TCTR	Ordering code	DCON	TD	LF	THL	NOF	BSG
						Dimensions, mm, inch					
UNC #4-40	40.0	15.47	.141 x .110	2B	**E8864-40**	3.60	2.84	56.00	9.00	3	DIN/ANSI
		.609				*.141*	*.112*	*2.204*	*.354*		
UNC #6-32	32.0	15.08	.141 x .110	2B	**E8866-32**	3.60	3.51	56.00	11.00	3	DIN/ANSI
		.593				*.141*	*.137*	*2.204*	*.433*		
UNC #8-32	32.0	16.58	.168 x .131	2B	**E8868-32**	4.30	4.17	63.00	13.00	3	DIN/ANSI
		.652				*.168*	*.164*	*2.480*	*.511*		
UNC #10-24	24.0	21.42	.194 x .152	2B	**E88610-24**	4.90	4.83	70.00	14.00	3	DIN/ANSI
		.843				*.194*	*.190*	*2.755*	*.551*		
UNC 1/4-20	20.0	25.59	.255 x .191	2B	**E8861/4**	6.50	6.35	80.00	15.00	3	DIN/ANSI
		1.007				*.255*	*.250*	*3.149*	*.590*		
UNC 5/16-18	18.0	30.20	.318 x .238	2B	**E8865/16**	8.10	7.94	90.00	18.00	3	DIN/ANSI
		1.189				*.318*	*.312*	*3.543*	*.708*		
UNC 3/8-16	16.0	32.80	.381 x .286	2B	**E8863/8**	9.70	9.53	100.00	20.00	3	DIN/ANSI
		1.291				*.381*	*.375*	*3.937*	*.787*		
UNC 1/2-13	13.0	81.80	.367 x .275	2B	**E8861/2**	9.30	12.70	110.00	23.00	3	DIN/ANSI
		3.220				*.367*	*.500*	*4.330*	*.905*		
UNC 5/8-11	11.0	65.80	.480 x .360	2B	**E8865/8**	12.20	15.88	110.00	23.00	3	DIN/ANSI
		2.590				*.480*	*.625*	*4.330*	*.905*		
UNC 3/4-10	10.0	77.50	.590 x .442	2B	**E8863/4**	15.00	19.05	125.00	30.00	4	DIN/ANSI
		3.051				*.590*	*.750*	*4.921*	*1.181*		

O5 Q5 L253 PHD/PHDX L247 Q1 Q35

CoroTap™ 300 cutting tap with spiral flutes

Thread form: UNC

THCHT	C
THBTP	0
ULDR	2.5
TCTR	2B
FHA	45°
CNSC	0

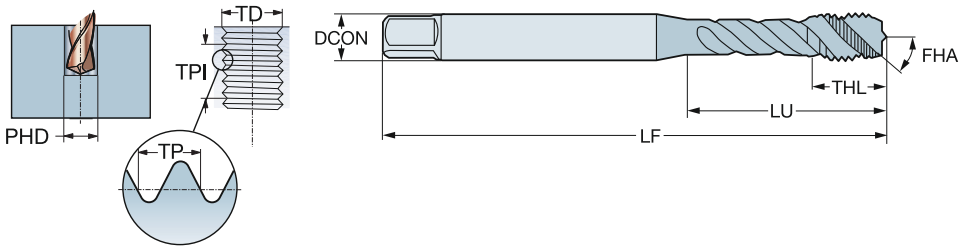

TDZ	TPI	LU	CZC_{MS}	Ordering code	P B110	P B145	P B150	P C110	P C145	P C150	M B110	M B145	M C110	M C145	K B110	K B145	K C110	K C145	N B110	N B150	N C110	N C150	S B110	S B150	S C110	S C150	Dimensions, mm, inch DCON	TD	LF	THL	NOF	BSG
UNC #4-40	40.0	18.00	3.50 x 2.70	T300-XM100DE-4-40				☆	☆	☆			☆	☆			☆	☆			☆	☆			☆	☆	3.50	2.84	56.00	5.60	3	DIN 2184-1
		.708																									.138	.112	2.204	.220		
UNC #5-40	40.0	18.00	3.50 x 2.70	T300-XM100DE-5-40				☆	☆	☆			☆	☆			☆	☆			☆	☆			☆	☆	3.50	3.18	56.00	5.60	3	DIN 2184-1
		.708																									.138	.125	2.204	.220		
UNC #6-32	32.0	20.00	4.00 x 3.00	T300-XM100DE-6-32				☆	☆	☆			☆	☆			☆	☆			☆	☆			☆	☆	4.00	3.51	56.00	6.50	3	DIN 2184-1
		.787																									.157	.137	2.204	.255		
UNC #8-32	32.0	21.00	4.50 x 3.40	T300-XM100DE-8-32				☆	☆	☆			☆	☆			☆	☆			☆	☆			☆	☆	4.50	4.17	63.00	6.50	3	DIN 2184-1
		.826																									.177	.164	2.480	.255		
UNC #10-24	24.0	25.00	6.00 x 4.90	T300-XM100DE-10-24				☆	☆	☆			☆	☆			☆	☆			☆	☆			☆	☆	6.00	4.83	70.00	8.00	3	DIN 2184-1
		.984																									.236	.190	2.755	.314		
UNC #12-24	24.0	30.00	6.00 x 4.90	T300-XM100DE-12-24				☆	☆	☆			☆	☆			☆	☆			☆	☆			☆	☆	6.00	5.49	80.00	10.00	3	DIN 2184-1
		1.181																									.236	.215	3.149	.393		
UNC 1/4-20	20.0	30.00	7.00 x 5.50	T300-XM100DE-1/4				☆	☆	☆			☆	☆			☆	☆			☆	☆			☆	☆	7.00	6.35	80.00	10.00	3	DIN 2184-1
		1.181																									.276	.250	3.149	.393		
UNC 5/16-18	18.0	35.00	8.00 x 6.20	T300-XM100DE-5/16				☆	☆	☆			☆	☆			☆	☆			☆	☆			☆	☆	8.00	7.94	90.00	12.00	3	DIN 2184-1
		1.377																									.315	.312	3.543	.472		
UNC 3/8-16	16.0	39.00	10.00 x 8.00	T300-XM100DE-3/8				☆	☆	☆			☆	☆			☆	☆			☆	☆			☆	☆	10.00	9.53	100.00	15.00	3	DIN 2184-1
		1.535																									.394	.375	3.937	.590		
UNC 7/16-14	14.0	75.75	8.00 x 6.20	T300-XM101DE-7/16				☆	☆	☆			☆	☆			☆	☆			☆	☆			☆	☆	8.00	11.11	100.00	15.00	3	DIN 2184-1
		2.982																									.315	.437	3.937	.590		
UNC 1/2-13	13.0	82.75	9.00 x 7.00	T300-XM101DE-1/2				☆	☆	☆			☆	☆			☆	☆			☆	☆			☆	☆	9.00	12.70	110.00	18.00	3	DIN 2184-1
		3.257																									.354	.500	4.330	.708		
UNC 5/8-11	11.0	67.75	12.00 x 9.00	T300-XM101DE-5/8				☆	☆	☆			☆	☆			☆	☆			☆	☆			☆	☆	12.00	15.88	110.00	20.00	4	DIN 2184-1
		2.667																									.472	.625	4.330	.787		
UNC 3/4-10	10.0	80.75	14.00 x 11.00	T300-XM101DE-3/4	☆	☆	☆				☆	☆			☆	☆			☆	☆			☆	☆			14.00	19.05	125.00	25.00	4	DIN 2184-1
		3.179																									.551	.750	4.921	.984		
UNC 7/8-9	9.0	92.75	18.00 x 14.50	T300-XM101DE-7/8	☆	☆	☆				☆	☆			☆	☆			☆	☆			☆	☆			18.00	22.23	140.00	25.00	4	DIN 2184-1
		3.651																									.709	.875	5.511	.984		
UNC 1"-8	8.0	112.75	18.00 x 14.50	T300-XM101DE-1	☆	☆	☆				☆	☆			☆	☆			☆	☆			☆	☆			18.00	25.40	160.00	30.00	4	DIN 2184-1
		4.438																									.709	1.000	6.299	1.181		

O5 Q5 L253 PHD/PHDX L247 Q1 Q35 Q34

CoroTap™ 300 cutting tap with spiral flutes

Thread form: UNC

THCHT	C
THBTP	0
ULDR	2.5
FHA	45°
CNSC	0
SUBSTRATE	HSS-PM

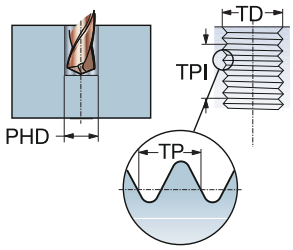

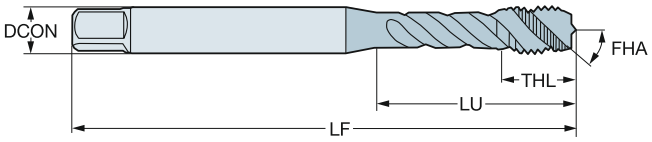

P N S

TDZ	TPI	LU	CZC_{MS}	TCTR	Ordering code	DCON	TD	LF	THL	NOF	BSG
						Dimensions, mm, inch					
UNC #2-56	56.0	9.50	2.80 x 2.24	2B	**E0222-56**	2.80	2.18	44.50	9.50	2	ISO 529
		.374				*.110*	*.085*	*1.751*	*.374*		
UNC #4-40	40.0	14.00	3.15 x 2.50	2B	**E0224-40**	3.20	2.84	48.00	6.20	3	ISO 529
		.551				*.124*	*.112*	*1.889*	*.244*		
UNC #5-40	40.0	8.80	3.15 x 2.50	2B	**E0225-40**	3.20	3.18	48.00	8.80	3	ISO 529
		.346				*.124*	*.125*	*1.889*	*.346*		
UNC #6-32	32.0	16.00	3.55 x 2.80	2B	**E0226-32**	3.60	3.51	50.00	6.30	3	ISO 529
		.629				*.140*	*.137*	*1.968*	*.248*		
UNC #8-32	32.0	17.00	4.50 x 3.55	2B	**E0228-32**	4.50	4.17	53.00	6.70	3	ISO 529
		.669				*.177*	*.164*	*2.086*	*.263*		
UNC #10-24	24.0	20.00	5.00 x 4.00	2B	**E02210-24**	5.00	4.83	58.00	7.70	3	ISO 529
		.787				*.197*	*.190*	*2.283*	*.303*		
UNC #12-24	24.0	21.00	5.60 x 4.50	2B	**E02212-24**	5.60	5.49	62.00	12.20	3	ISO 529
		.826				*.220*	*.215*	*2.440*	*.480*		
UNC 1/4-20	20.0	28.00	6.30 x 5.00	2B	**E0221/4**	6.30	6.35	66.00	10.20	3	ISO 529
		1.102				*.248*	*.250*	*2.598*	*.401*		
UNC 5/16-18	18.0	31.00	8.00 x 6.30	2B	**E0225/16**	8.00	7.94	72.00	11.60	3	ISO 529
		1.220				*.315*	*.312*	*2.834*	*.456*		
UNC 3/8-16	16.0	34.00	10.00 x 8.00	2B	**E0223/8**	10.00	9.53	80.00	15.10	3	ISO 529
		1.338				*.394*	*.375*	*3.149*	*.594*		
UNC 7/16-14	14.0	61.00	8.00 x 6.30	2B	**E0227/16**	8.00	11.11	85.00	19.50	3	ISO 529
		2.401				*.315*	*.437*	*3.346*	*.767*		
UNC 1/2-13	13.0	62.00	9.00 x 7.10	2B	**E0221/2**	9.00	12.70	89.00	17.50	3	ISO 529
		2.440				*.354*	*.500*	*3.503*	*.688*		
UNC 5/8-11	11.0	59.00	12.50 x 10.00	2B	**E0225/8**	12.50	15.88	102.00	18.00	4	ISO 529
		2.322				*.492*	*.625*	*4.015*	*.708*		
UNC 3/4-10	10.0	68.00	14.00 x 11.20	2B	**E0223/4**	14.00	19.05	112.00	22.50	4	ISO 529
		2.677				*.551*	*.750*	*4.409*	*.885*		
UNC 7/8-9	9.0	72.00	16.00 x 12.50	2B	**E0227/8**	16.00	22.23	118.00	29.50	4	ISO 529
		2.834				*.630*	*.875*	*4.645*	*1.161*		
UNC 1"-8	8.0	82.00	18.00 x 14.00	2B	**E0221**	18.00	25.40	130.00	35.50	4	ISO 529
		3.228				*.709*	*1.000*	*5.118*	*1.397*		

O5 Q5 L253 PHD/PHDX L247 Q1 Q35

CoroTap™ 300 cutting tap with spiral flutes

Thread form: UNC

THCHT	C
THBTP	0
ULDR	2.5
FHA	45°
CNSC	0
SUBSTRATE	HSS-PM
COATING	ST

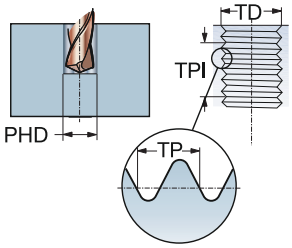

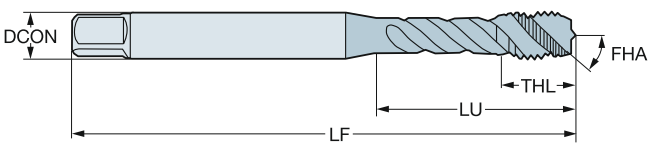

P M

TDZ	TPI	LU	CZC_{MS}	TCTR	Ordering code	DCON	TD	LF	THL	NOF	BSG
						Dimensions, mm, inch					
UNC #2-56	56.0	9.50	2.80 x 2.24	2B	E0232-56	2.80	2.18	44.50	9.50	2	ISO 529
		.374				*.110*	*.085*	*1.751*	*.374*		
UNC #4-40	40.0	14.00	3.15 x 2.50	2B	E0234-40	3.20	2.84	48.00	6.20	3	ISO 529
		.551				*.124*	*.112*	*1.889*	*.244*		
UNC #5-40	40.0	8.80	3.15 x 2.50	2B	E0235-40	3.20	3.18	48.00	8.80	3	ISO 529
		.346				*.124*	*.125*	*1.889*	*.346*		
UNC #6-32	32.0	16.00	3.55 x 2.80	2B	E0236-32	3.60	3.51	50.00	6.30	3	ISO 529
		.629				*.140*	*.137*	*1.968*	*.248*		
UNC #8-32	32.0	17.00	4.50 x 3.55	2B	E0238-32	4.50	4.17	53.00	6.70	3	ISO 529
		.669				*.177*	*.164*	*2.086*	*.263*		
UNC #10-24	24.0	20.00	5.00 x 4.00	2B	E02310-24	5.00	4.83	58.00	7.70	3	ISO 529
		.787				*.197*	*.190*	*2.283*	*.303*		
UNC #12-24	24.0	21.00	5.60 x 4.50	2B	E02312-24	5.60	5.49	62.00	12.20	3	ISO 529
		.826				*.220*	*.215*	*2.440*	*.480*		
UNC 1/4-20	20.0	28.00	6.30 x 5.00	2B	E0231/4	6.30	6.35	66.00	10.20	3	ISO 529
		1.102				*.248*	*.250*	*2.598*	*.401*		
UNC 5/16-18	18.0	31.00	8.00 x 6.30	2B	E0235/16	8.00	7.94	72.00	11.60	3	ISO 529
		1.220				*.315*	*.312*	*2.834*	*.456*		
UNC 3/8-16	16.0	34.00	10.00 x 8.00	2B	E0233/8	10.00	9.53	80.00	15.10	3	ISO 529
		1.338				*.394*	*.375*	*3.149*	*.594*		
UNC 7/16-14	14.0	61.00	8.00 x 6.30	2B	E0237/16	8.00	11.11	85.00	19.50	3	ISO 529
		2.401				*.315*	*.437*	*3.346*	*.767*		
UNC 1/2-13	13.0	62.00	9.00 x 7.10	2B	E0231/2	9.00	12.70	89.00	17.50	3	ISO 529
		2.440				*.354*	*.500*	*3.503*	*.688*		
UNC 5/8-11	11.0	59.00	12.50 x 10.00	2B	E0235/8	12.50	15.88	102.00	18.00	4	ISO 529
		2.322				*.492*	*.625*	*4.015*	*.708*		
UNC 3/4-10	10.0	68.00	14.00 x 11.20	2B	E0233/4	14.00	19.05	112.00	22.50	4	ISO 529
		2.677				*.551*	*.750*	*4.409*	*.885*		
UNC 7/8-9	9.0	72.00	16.00 x 12.50	2B	E0237/8	16.00	22.23	118.00	29.50	4	ISO 529
		2.834				*.630*	*.875*	*4.645*	*1.161*		
UNC 1"-8	8.0	82.00	18.00 x 14.00	2B	E0231	18.00	25.40	130.00	35.50	4	ISO 529
		3.228				*.709*	*1.000*	*5.118*	*1.397*		

O5 Q5 L253 PHD/PHDX L247 Q1 Q35

CoroTap™ 300 cutting tap with spiral flutes

Thread form: UNC

THCHT	C
THBTP	0
ULDR	2.5
FHA	45°
CNSC	0
SUBSTRATE	HSS-PM

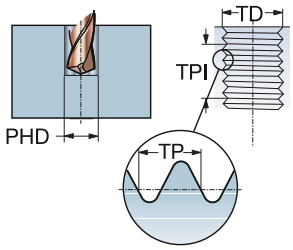

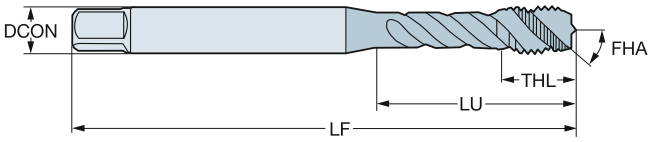

P N S

TDZ	TPI	LU	CZC_{MS}	TCTR	TCT	Ordering code	DCON	TD	LF	THL	NOF	BSG
							Dimensions, mm, inch					
UNC #6-32	32.0	15.08	.141 x .110	3B	H2	**E0276-32**	3.60	3.51	50.80	7.90	3	ANSI
		.593					*.141*	*.137*	*2.000*	*.311*		
UNC #8-32	32.0	16.58	.168 x .131	3B	H2	**E0278-32**	4.30	4.17	53.98	7.90	3	ANSI
		.652					*.168*	*.164*	*2.125*	*.311*		
UNC #10-24	24.0	21.42	.194 x .152	2B	H3	**E02710-24**	4.90	4.83	60.33	8.50	3	ANSI
		.843					*.194*	*.190*	*2.375*	*.334*		
UNC #12-24	24.0	22.47	.220 x .165	2B	H3	**E02712-24**	5.60	5.49	60.33	8.50	3	ANSI
		.884					*.220*	*.215*	*2.375*	*.334*		
UNC 1/4-20	20.0	27.92	.255 x .191	3B	H3	**E0271/4**	6.50	6.35	63.50	10.00	3	ANSI
		1.099					*.255*	*.250*	*2.500*	*.393*		
UNC 5/16-18	18.0	33.26	.318 x .238	3B	H3	**E0275/16**	8.10	7.94	69.06	11.60	3	ANSI
		1.309					*.318*	*.312*	*2.718*	*.456*		
UNC 3/8-16	16.0	36.61	.381 x .286	3B	H3	**E0273/8**	9.70	9.53	74.61	13.50	3	ANSI
		1.441					*.381*	*.375*	*2.937*	*.531*		
UNC 7/16-14	14.0	52.77	.323 x .242	3B	H3	**E0277/16**	8.20	11.11	80.17	16.00	3	ANSI
		2.077					*.323*	*.437*	*3.156*	*.629*		
UNC 1/2-13	13.0	57.53	.367 x .275	3B	H3	**E0271/2**	9.30	12.70	85.73	17.50	3	ANSI
		2.264					*.367*	*.500*	*3.375*	*.688*		
UNC 9/16-12	12.0	61.58	.429 x .322	3B	H3	**E0279/16**	10.90	14.29	91.28	18.00	3	ANSI
		2.424					*.429*	*.562*	*3.593*	*.708*		
UNC 5/8-11	11.0	52.64	.480 x .360	3B	H3	**E0275/8**	12.20	15.88	96.84	18.00	3	ANSI
		2.072					*.480*	*.625*	*3.812*	*.708*		
UNC 3/4-10	10.0	60.50	.590 x .442	2B	H4	**E0273/4**	15.00	19.05	108.00	22.50	3	ANSI
		2.381					*.590*	*.750*	*4.251*	*.885*		
UNC 7/8-9	9.0	69.90	.697 x .523	3B	H4	**E0277/8**	17.70	22.23	119.00	25.00	3	ANSI
		2.751					*.697*	*.875*	*4.685*	*.984*		
UNC 1"-8	8.0	67.10	.800 x .600	3B	H4	**E0271**	20.30	25.40	130.20	30.00	3	ANSI
		2.641					*.800*	*1.000*	*5.125*	*1.181*		

O5 Q5 L253 PHD/PHDX L247 Q1 Q35

CoroTap™ 300 cutting tap with spiral flutes

Thread form: UNC

THCHT	C
THBTP	0
ULDR	2.5
FHA	45°
CNSC	0
SUBSTRATE	HSS-PM
COATING	ST

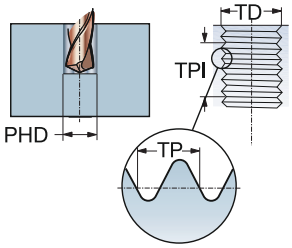

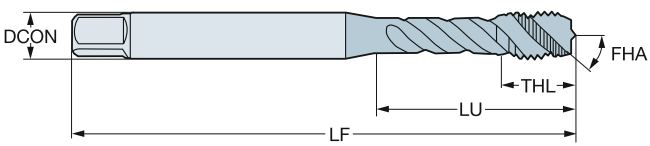

P M

TDZ	TPI	LU	CZC_{MS}	TCTR	TCT	Ordering code	DCON	TD	LF	THL	NOF	BSG
							Dimensions, mm, inch					
UNC #4-40	40.0	15.50	.141 x .110	2B	H2	**E0284-40**	3.60	2.84	47.63	15.50	3	ANSI
		.610					*.141*	*.112*	*1.875*	*.610*		
UNC #5-40	40.0	13.30	.141 x .110	2B	H2	**E0285-40**	3.60	3.18	49.21	13.30	3	ANSI
		.523					*.141*	*.125*	*1.937*	*.523*		
UNC #6-32	32.0	15.00	.141 x .110	3B	H2	**E0286-32**	3.60	3.51	50.80	7.90	3	ANSI
		.590					*.141*	*.137*	*2.000*	*.311*		
UNC #8-32	32.0	16.58	.168 x .131	3B	H2	**E0288-32**	4.30	4.17	53.98	7.90	3	ANSI
		.652					*.168*	*.164*	*2.125*	*.311*		
UNC #10-24	24.0	21.42	.194 x .152	2B	H3	**E02810-24**	4.90	4.83	60.33	8.50	3	ANSI
		.843					*.194*	*.190*	*2.375*	*.334*		
UNC #12-24	24.0	25.00	.220 x .165	2B	H3	**E02812-24**	5.60	5.49	60.33	8.50	3	ANSI
		.984					*.220*	*.215*	*2.375*	*.334*		
UNC 1/4-20	20.0	27.92	.255 x .191	3B	H3	**E0281/4**	6.50	6.35	63.50	10.00	3	ANSI
		1.099					*.255*	*.250*	*2.500*	*.393*		
UNC 5/16-18	18.0	33.26	.318 x .238	3B	H3	**E0285/16**	8.10	7.94	69.06	11.60	3	ANSI
		1.309					*.318*	*.312*	*2.718*	*.456*		
UNC 3/8-16	16.0	36.61	.381 x .286	3B	H3	**E0283/8**	9.70	9.53	74.61	13.50	3	ANSI
		1.441					*.381*	*.375*	*2.937*	*.531*		
UNC 3/8-16	16.0	36.61	.381 x .286	2B	H5	**E0283/8H5**	9.70	9.53	74.61	13.50	3	ANSI
		1.441					*.381*	*.375*	*2.937*	*.531*		
UNC 7/16-14	14.0	52.77	.323 x .242	3B	H3	**E0287/16**	8.20	11.11	80.17	16.00	3	ANSI
		2.077					*.323*	*.437*	*3.156*	*.629*		
UNC 1/2-13	13.0	57.53	.367 x .275	3B	H3	**E0281/2**	9.30	12.70	85.73	17.50	3	ANSI
		2.264					*.367*	*.500*	*3.375*	*.688*		
UNC 9/16-12	12.0	61.58	.429 x .322	3B	H3	**E0289/16**	10.90	14.29	91.28	18.00	3	ANSI
		2.424					*.429*	*.562*	*3.593*	*.708*		
UNC 5/8-11	11.0	52.64	.480 x .360	3B	H3	**E0285/8**	12.20	15.88	96.84	18.00	3	ANSI
		2.072					*.480*	*.625*	*3.812*	*.708*		
UNC 3/4-10	10.0	60.50	.590 x .442	2B	H4	**E0283/4**	15.00	19.05	108.00	22.50	3	ANSI
		2.381					*.590*	*.750*	*4.251*	*.885*		
UNC 7/8-9	9.0	69.90	.697 x .523	3B	H4	**E0287/8**	17.70	22.23	119.00	25.00	3	ANSI
		2.751					*.697*	*.875*	*4.685*	*.984*		
UNC 1"-8	8.0	67.10	.800 x .600	3B	H4	**E0281**	20.30	25.40	130.20	30.00	3	ANSI
		2.641					*.800*	*1.000*	*5.125*	*1.181*		

O5 Q5 L253 PHD/PHDX L247 Q1 Q35

CoroTap™ 300 cutting tap with spiral flutes

Thread form: UNF

THCHT	C
THBTP	0
ULDR	1.5
FHA	15°
CNSC	0
SUBSTRATE	HSS-E-PM
COATING	CoolTop

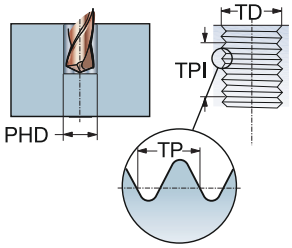

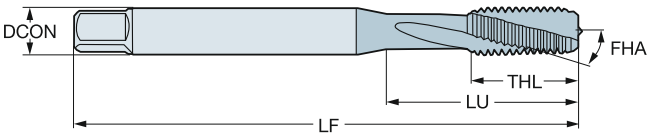

P
30–48 HRC

TDZ	TPI	LU	CZC_{MS}	TCTR	Ordering code	Dimensions, mm, inch DCON	TD	LF	THL	NOF	BSG
UNF #10-32	32.0	17.00	.255 x .191	2B	**E8510-32**	6.50	4.83	80.00	17.00	3	C-DIN/ANSI
		.669				*.255*	*.190*	*3.149*	*.669*		
UNF 1/4-28	28.0	20.20	.318 x .238	2B	**E8851/4**	8.10	6.35	90.00	20.20	3	C-DIN/ANSI
		.795				*.318*	*.250*	*3.543*	*.795*		
UNF 5/16-24	24.0	20.00	.381 x .286	2B	**E8855/16**	9.70	7.94	100.00	22.80	3	C-DIN/ANSI
		.787				*.381*	*.312*	*3.937*	*.897*		
UNF 3/8-24	24.0	33.00	.381 x .286	2B	**E8853/8**	9.70	9.53	100.00	20.00	3	DIN/ANSI
		1.299				*.381*	*.375*	*3.937*	*.787*		
UNF 7/16-20	20.0	72.60	.323 x .242	2B	**E8857/16**	8.20	11.11	100.00	20.00	4	DIN/ANSI
		2.858				*.323*	*.437*	*3.937*	*.787*		
UNF 1/2-20	20.0	81.80	.367 x .275	2B	**E8851/2**	9.30	12.70	110.00	23.00	4	DIN/ANSI
		3.220				*.367*	*.500*	*4.330*	*.905*		
UNF 5/8-18	18.0	65.80	.480 x .360	2B	**E8855/8**	12.20	15.88	110.00	23.00	4	DIN/ANSI
		2.590				*.480*	*.625*	*4.330*	*.905*		
UNF 3/4-16	16.0	77.50	.590 x .442	2B	**E8853/4**	15.00	19.05	125.00	30.00	4	DIN/ANSI
		3.051				*.590*	*.750*	*4.921*	*1.181*		

O5 Q5 L253 PHD/PHDX L247 Q1 Q35

CoroTap™ 300 cutting tap with spiral flutes

Thread form: UNF

THCHT	C
THBTP	1
ULDR	3.0
FHA	48°
CNSC	0
SUBSTRATE	HSS-E-PM
COATING	CoolTop

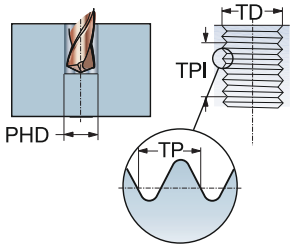

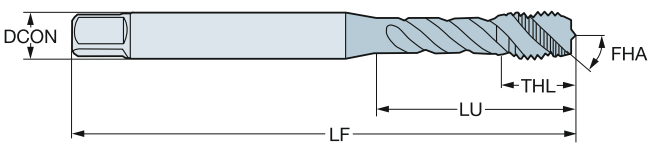

P
≤350HB

TDZ	TPI	LU	CZC_{MS}	TCTR	TCT	Ordering code	Dimensions, mm, inch DCON	TD	LF	THL	NOF	BSG
UNF #8-36	36.0	21.18	.168 x .131	2B	H2	EX33PA8-36	4.30	4.17	63.00	7.00	3	DIN/ANSI
		.833					*.168*	*.164*	*2.480*	*.275*		
UNF #10-32	32.0	27.54	.194 x .152	2B	H3	EX33PA10-32	4.90	4.83	70.00	8.00	3	DIN/ANSI
		1.084					*.194*	*.190*	*2.755*	*.315*		
UNF 1/4-28	28.0	24.69	.255 x .191	3B	H3	EX33PA1/4	6.50	6.35	80.00	10.20	3	DIN/ANSI
		.972					*.255*	*.250*	*3.149*	*.401*		
UNF 1/4-28	28.0	24.69	.255 x .191	2B	H4	EX33PA1/4H4	6.50	6.35	80.00	10.20	3	DIN/ANSI
		.972					*.255*	*.250*	*3.149*	*.401*		
UNF 5/16-24	24.0	33.17	.318 x .238	3B	H3	EX33PA5/16	8.10	7.94	90.00	11.99	3	DIN/ANSI
		1.305					*.318*	*.312*	*3.543*	*.472*		
UNF 5/16-24	24.0	33.17	.318 x .238	2B	H4	EX33PA5/16H4	8.10	7.94	90.00	11.99	3	DIN/ANSI
		1.305					*.318*	*.312*	*3.543*	*.472*		
UNF 3/8-24	24.0	38.07	.381 x .286	3B	H3	EX33PA3/8	9.70	9.53	100.00	15.79	3	DIN/ANSI
		1.498					*.381*	*.375*	*3.937*	*.622*		
UNF 3/8-24	24.0	38.07	.381 x .286	2B	H4	EX33PA3/8H4	9.70	9.53	100.00	15.79	3	DIN/ANSI
		1.498					*.381*	*.375*	*3.937*	*.622*		
UNF 7/16-20	20.0	72.60	.323 x .242	3B	H3	EX33PA7/16	8.20	11.11	100.00	15.01	3	DIN/ANSI
		2.858					*.323*	*.437*	*3.937*	*.590*		
UNF 1/2-20	20.0	81.80	.367 x .275	3B	H3	EX33PA1/2	9.30	12.70	110.00	18.00	3	DIN/ANSI
		3.220					*.367*	*.500*	*4.330*	*.709*		
UNF 1/2-20	20.0	81.80	.367 x .275	2B	H5	EX33PA1/2H5	9.30	12.70	110.00	18.00	3	DIN/ANSI
		3.220					*.367*	*.500*	*4.330*	*.709*		
UNF 5/8-18	18.0	65.80	.480 x .360	3B	H3	EX33PA5/8	12.20	15.88	110.00	19.99	4	DIN/ANSI
		2.590					*.480*	*.625*	*4.330*	*.787*		
UNF 5/8-18	18.0	65.80	.480 x .360	2B	H5	EX33PA5/8H5	12.20	15.88	110.00	19.99	4	DIN/ANSI
		2.590					*.480*	*.625*	*4.330*	*.787*		
UNF 3/4-16	16.0	77.50	.590 x .442	3B	H3	EX33PA3/4	15.00	19.05	125.00	25.00	4	DIN/ANSI
		3.051					*.590*	*.750*	*4.921*	*.984*		
UNF 3/4-16	16.0	77.50	.590 x .442	2B	H5	EX33PA3/4H5	15.00	19.05	125.00	25.00	4	DIN/ANSI
		3.051					*.590*	*.750*	*4.921*	*.984*		
UNF 7/8-14	14.0	90.90	.697 x .523	3B	H4	EX33PA7/8	17.70	22.23	140.00	25.00	4	DIN/ANSI
		3.578					*.697*	*.875*	*5.511*	*.984*		
UNF 1"-12	12.0	95.40	.800 x .600	3B	H4	EX33PA1-12	20.30	25.40	160.00	29.99	4	DIN/ANSI
		3.755					*.800*	*1.000*	*6.299*	*1.180*		

O5 Q5 L253 PHD/PHDX L247 Q1 Q35

CoroTap™ 300 cutting tap with spiral flutes

Thread form: UNF

THCHT	C
THBTP	1
ULDR	3.0
FHA	48°
CNSC	1
SUBSTRATE	HSS-E-PM
COATING	CoolTop

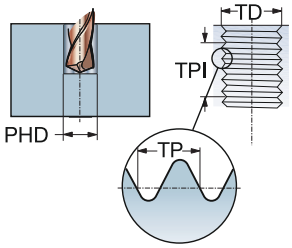

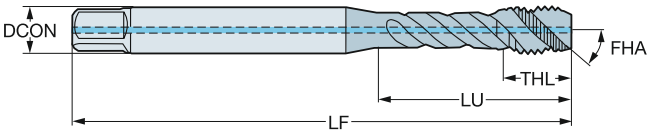

P
≤350HB

TDZ	TPI	LU	CZC_{MS}	TCTR	Ordering code	DCON	TD	LF	THL	NOF	BSG
						Dimensions, mm, inch					
UNF #10-32	32.0	27.54	.194 x .152	2BX	**EX39PA10-32**	4.90	4.83	70.00	8.00	3	DIN/ANSI
		1.084				*.194*	*.190*	*2.755*	*.315*		
UNF 1/4-28	28.0	24.69	.255 x .191	2BX	**EX39PA1/4**	6.50	6.35	80.00	10.20	3	DIN/ANSI
		.972				*.255*	*.250*	*3.149*	*.401*		
UNF 5/16-24	24.0	33.17	.318 x .238	2BX	**EX39PA5/16**	8.10	7.94	90.00	11.99	3	DIN/ANSI
		1.305				*.318*	*.312*	*3.543*	*.472*		
UNF 3/8-24	24.0	38.07	.381 x .286	2BX	**EX39PA3/8**	9.70	9.53	100.00	15.79	3	DIN/ANSI
		1.498				*.381*	*.375*	*3.937*	*.622*		
UNF 1/2-20	20.0	81.80	.367 x .275	2BX	**EX39PA1/2**	9.30	12.70	110.00	18.00	3	DIN/ANSI
		3.220				*.367*	*.500*	*4.330*	*.709*		
UNF 5/8-18	18.0	65.80	.480 x .360	2BX	**EX39PA5/8**	12.20	15.88	110.00	19.99	4	DIN/ANSI
		2.590				*.480*	*.625*	*4.330*	*.787*		

O5 Q5 L253 PHD/PHDX L247 Q1 Q35

CoroTap™ 300 cutting tap with spiral flutes

Thread form: UNF

THCHT	C
THBTP	0
ULDR	2.5
FHA	48°
CNSC	0
SUBSTRATE	HSS-PM
COATING	ST

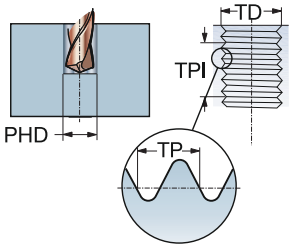

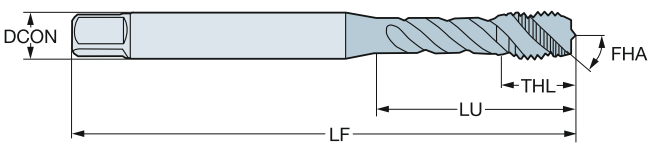

M

TDZ	TPI	LU	CZC_{MS}	TCTR	Ordering code	DCON	TD	LF	THL	NOF	BSG
						Dimensions, mm, inch					
UNF #10-32	32.0	21.00	5.00 x 4.00	2B	**E09510-32**	5.00	4.83	58.00	7.70	3	ISO 529
		.826				*.197*	*.190*	*2.283*	*.303*		
UNF 1/4-28	28.0	27.00	6.30 x 5.00	2B	**E0951/4**	6.30	6.35	66.00	10.20	3	ISO 529
		1.062				*.248*	*.250*	*2.598*	*.401*		
UNF 5/16-24	24.0	31.00	8.00 x 6.30	2B	**E0955/16**	8.00	7.94	72.00	11.60	3	ISO 529
		1.220				*.315*	*.312*	*2.834*	*.456*		
UNF 3/8-24	24.0	33.00	10.00 x 8.00	2B	**E0953/8**	10.00	9.53	80.00	15.10	3	ISO 529
		1.299				*.394*	*.375*	*3.149*	*.594*		
UNF 1/2-20	20.0	62.00	9.00 x 7.10	2B	**E0951/2**	9.00	12.70	89.00	17.50	3	ISO 529
		2.440				*.354*	*.500*	*3.503*	*.688*		

O5 Q5 L253 PHD/PHDX L247 Q1 Q35

CoroTap™ 300 cutting tap with spiral flutes

Thread form: UNF

THCHT	C
THBTP	0
ULDR	2.5
FHA	48°
CNSC	0
SUBSTRATE	HSS-PM
COATING	ST

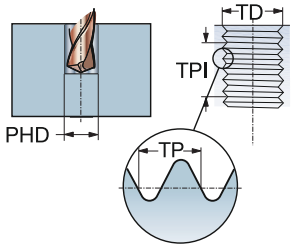

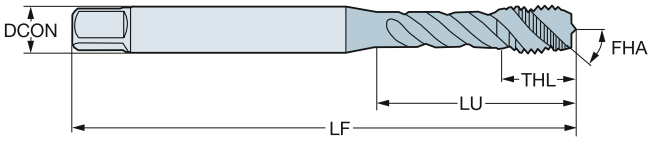

M

TDZ	TPI	LU	CZC_{MS}	TCTR	TCT	Ordering code	DCON	TD	LF	THL	NOF	BSG
							Dimensions, mm, inch					
UNF #10-32	32.0	21.42	.194 x .152	3B	H2	**E07910-32**	4.90	4.83	60.33	8.50	3	ANSI
		.843					*.194*	*.190*	*2.375*	*.334*		
UNF 1/4-28	28.0	27.92	.255 x .191	3B	H3	**E0791/4**	6.50	6.35	63.50	10.00	3	ANSI
		1.099					*.255*	*.250*	*2.500*	*.393*		
UNF 5/16-24	24.0	33.26	.318 x .238	3B	H3	**E0795/16**	8.10	7.94	69.06	11.60	3	ANSI
		1.309					*.318*	*.312*	*2.718*	*.456*		
UNF 3/8-24	24.0	36.61	.381 x .286	3B	H3	**E0793/8**	9.70	9.53	74.61	13.50	3	ANSI
		1.441					*.381*	*.375*	*2.937*	*.531*		
UNF 7/16-20	20.0	52.77	.323 x .242	3B	H3	**E0797/16**	8.20	11.11	80.17	16.00	3	ANSI
		2.077					*.323*	*.437*	*3.156*	*.629*		
UNF 1/2-20	20.0	57.53	.367 x .275	3B	H3	**E0791/2**	9.30	12.70	85.73	17.50	3	ANSI
		2.264					*.367*	*.500*	*3.375*	*.688*		
UNF 9/16-18	18.0	61.58	.429 x .322	3B	H3	**E0799/16**	10.90	14.29	91.28	18.00	3	ANSI
		2.424					*.429*	*.562*	*3.593*	*.708*		
UNF 5/8-18	18.0	52.64	.480 x .360	3B	H3	**E0795/8**	12.20	15.88	96.84	18.00	4	ANSI
		2.072					*.480*	*.625*	*3.812*	*.708*		
UNF 3/4-16	16.0	60.50	.590 x .442	3B	H3	**E0793/4**	15.00	19.05	108.00	22.50	4	ANSI
		2.381					*.590*	*.750*	*4.251*	*.885*		
UNF 7/8-14	14.0	69.90	.697 x .523	3B	H4	**E0797/8**	17.70	22.23	119.00	25.00	4	ANSI
		2.751					*.697*	*.875*	*4.685*	*.984*		
UNF 1"-12	12.0	65.60	.800 x .600	3B	H4	**E0791-12**	20.30	25.40	130.20	30.00	4	ANSI
		2.582					*.800*	*1.000*	*5.125*	*1.181*		
UNS 1"-14	14.0	65.60	.800 x .600	3B	H4	**E0791-14**	20.30	25.40	130.20	30.00	4	ANSI
		2.582					*.800*	*1.000*	*5.125*	*1.181*		

O5 Q5 L253 PHD/PHDX L247 Q1 Q35

CoroTap™ 300 cutting tap with spiral flutes

Thread form: UNF

THCHT	C
THBTP	1
ULDR	2.5
FHA	48°
CNSC	0
SUBSTRATE	HSS-PM
COATING	SmoothTop

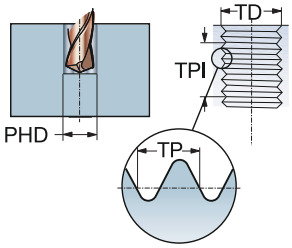

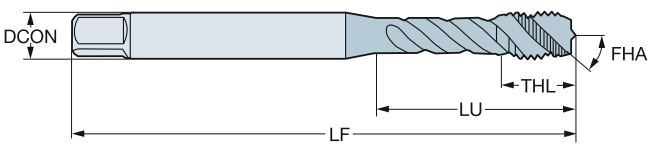

M

TDZ	TPI	LU	CZC_{MS}	TCTR	Ordering code	DCON	TD	LF	THL	NOF	BSG
						Dimensions, mm, inch					
UNF #10-32	32.0	21.42	.194 x .152	2B	**E88310-32**	4.90	4.83	70.00	8.40	3	DIN/ANSI
		.843				*.194*	*.190*	*2.755*	*.330*		
UNF 1/4-28	28.0	25.59	.255 x .191	2B	**E8831/4**	6.50	6.35	80.00	10.20	3	DIN/ANSI
		1.007				*.255*	*.250*	*3.149*	*.401*		
UNF 5/16-24	24.0	30.20	.318 x .238	2B	**E8835/16**	8.10	7.94	90.00	12.20	3	DIN/ANSI
		1.189				*.318*	*.312*	*3.543*	*.480*		
UNF 3/8-24	24.0	32.80	.381 x .286	2B	**E8833/8**	9.70	9.53	100.00	15.80	3	DIN/ANSI
		1.291				*.381*	*.375*	*3.937*	*.622*		
UNF 7/16-20	20.0	72.60	.323 x .242	2B	**E8837/16**	8.20	11.11	100.00	15.00	3	DIN/ANSI
		2.858				*.323*	*.437*	*3.937*	*.590*		
UNF 1/2-20	20.0	81.80	.367 x .275	2B	**E8831/2**	9.30	12.70	110.00	18.00	3	DIN/ANSI
		3.220				*.367*	*.500*	*4.330*	*.708*		
UNF 5/8-18	18.0	65.80	.480 x .360	2B	**E8835/8**	12.20	15.88	110.00	20.00	4	DIN/ANSI
		2.590				*.480*	*.625*	*4.330*	*.787*		
UNF 3/4-16	16.0	77.50	.590 x .442	2B	**E8833/4**	15.00	19.05	125.00	25.00	4	DIN/ANSI
		3.051				*.590*	*.750*	*4.921*	*.984*		
UNF 7/8-14	14.0	90.90	.697 x .523	2B	**E8837/8**	17.70	22.23	140.00	25.00	4	DIN/ANSI
		3.578				*.697*	*.875*	*5.511*	*.984*		

O5 Q5 L253 PHD/PHDX L247 Q1 Q35

CoroTap™ 300 cutting tap with spiral flutes

Thread form: UNF

THCHT	C
THBTP	0
ULDR	1.5
FHA	15°
CNSC	0
SUBSTRATE	HSS-E-PM

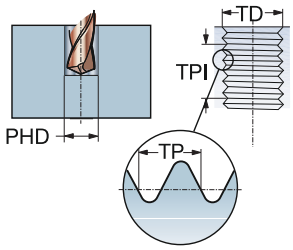

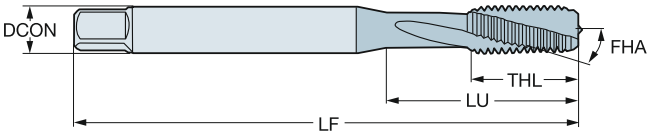

N

TDZ	TPI	LU	CZC_{MS}	TCTR	Ordering code	DCON	TD	LF	THL	NOF	BSG
						Dimensions, mm, inch					
UNF #10-32	32.0	21.42	.194 x .152	2B	**E88710-32**	4.90	4.83	70.00	14.00	3	DIN/ANSI
		.843				*.194*	*.190*	*2.755*	*.551*		
UNF 1/4-28	28.0	25.59	.255 x .191	2B	**E8871/4**	6.50	6.35	80.00	15.00	3	DIN/ANSI
		1.007				*.255*	*.250*	*3.149*	*.590*		
UNF 5/16-24	24.0	30.20	.318 x .238	2B	**E8875/16**	8.10	7.94	90.00	18.00	3	DIN/ANSI
		1.189				*.318*	*.312*	*3.543*	*.708*		
UNF 3/8-24	24.0	32.80	.381 x .286	2B	**E8873/8**	9.70	9.53	100.00	20.00	3	DIN/ANSI
		1.291				*.381*	*.375*	*3.937*	*.787*		
UNF 1/2-20	20.0	81.80	.367 x .275	2B	**E8871/2**	9.30	12.70	110.00	23.00	3	DIN/ANSI
		3.220				*.367*	*.500*	*4.330*	*.905*		

O5 Q5 L253 PHD/PHDX L247 Q1 Q35

CoroTap™ 300 cutting tap with spiral flutes

Thread form: UNF

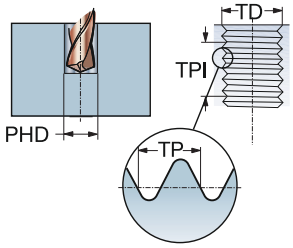

THCHT	C
THBTP	0
ULDR	2.5
TCTR	2B
FHA	45°
CNSC	0

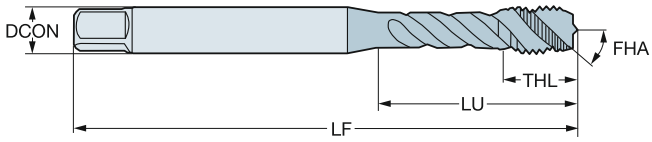

TDZ	TPI	LU	CZC_{MS}	Ordering code	P						M				K				N				S				Dimensions, mm, inch					
					B110	B145	B150	C110	C145	C150	B110	B145	C110	C145	B110	B145	C110	C145	B110	B150	C110	C150	B110	B150	C110	C150	DCON	TD	LF	THL	NOF	BSG
UNF #8-36	36.0	21.00	4.50 x 3.40	T300-XM100DF-8-36				☆	☆	☆			☆	☆			☆	☆			☆	☆			☆	☆	4.50	4.17	63.00	6.50	3	DIN 2184-1
		.826																									.177	.164	2.480	.255		
UNF #10-32	32.0	25.00	6.00 x 4.90	T300-XM100DF-10-32				☆	☆	☆			☆	☆			☆	☆			☆	☆			☆	☆	6.00	4.83	70.00	7.30	3	DIN 2184-1
		.984																									.236	.190	2.755	.287		
UNF 1/4-28	28.0	30.00	7.00 x 5.50	T300-XM100DF-1/4				☆	☆	☆			☆	☆			☆	☆			☆	☆			☆	☆	7.00	6.35	80.00	10.00	3	DIN 2184-1
		1.181																									.276	.250	3.149	.393		
UNF 5/16-24	24.0	35.00	8.00 x 6.20	T300-XM100DF-5/16				☆	☆	☆			☆	☆			☆	☆			☆	☆			☆	☆	8.00	7.94	90.00	12.00	3	DIN 2184-1
		1.377																									.315	.312	3.543	.472		
UNF 3/8-24	24.0	39.00	10.00 x 8.00	T300-XM100DF-3/8				☆	☆	☆			☆	☆			☆	☆			☆	☆			☆	☆	10.00	9.53	100.00	15.00	3	DIN 2184-1
		1.535																									.394	.375	3.937	.590		
UNF 7/16-20	20.0	75.75	8.00 x 6.20	T300-XM101DF-7/16				☆	☆	☆			☆	☆			☆	☆			☆	☆			☆	☆	8.00	11.11	100.00	15.00	3	DIN 2184-1
		2.982																									.315	.437	3.937	.590		
UNF 1/2-20	20.0	83.00	9.00 x 7.00	T300-XM101DF-1/2				☆	☆	☆			☆	☆			☆	☆			☆	☆			☆	☆	9.00	12.70	110.00	18.00	3	DIN 2184-1
		3.267																									.354	.500	4.330	.708		
UNF 5/8-18	18.0	67.75	12.00 x 9.00	T300-XM101DF-5/8				☆	☆	☆			☆	☆			☆	☆			☆	☆			☆	☆	12.00	15.88	110.00	20.00	4	DIN 2184-1
		2.667																									.472	.625	4.330	.787		
UNF 3/4-16	16.0	77.50	14.00 x 11.00	T300-XM101DF-3/4	☆	☆	☆				☆	☆			☆	☆			☆	☆			☆	☆			14.00	19.05	125.00	25.00	4	DIN 2184-1
		3.051																									.551	.750	4.921	.984		
UNF 7/8-14	14.0	92.75	18.00 x 14.50	T300-XM101DF-7/8	☆	☆	☆				☆	☆			☆	☆			☆	☆			☆	☆			18.00	22.23	140.00	25.00	4	DIN 2184-1
		3.651																									.709	.875	5.511	.984		
UNF 1"-12	12.0	113.00	18.00 x 14.50	T300-XM101DF-1	☆	☆	☆				☆	☆			☆	☆			☆	☆			☆	☆			18.00	25.40	160.00	30.00	4	DIN 2184-1
		4.448																									.709	1.000	6.299	1.181		

CoroTap™ 300 cutting tap with spiral flutes

Thread form: UNF

THCHT	C
THBTP	0
ULDR	2.5
FHA	45°
CNSC	0
SUBSTRATE	HSS-PM

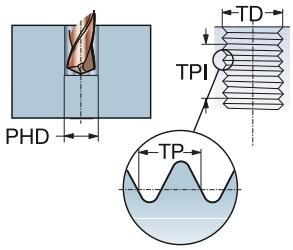

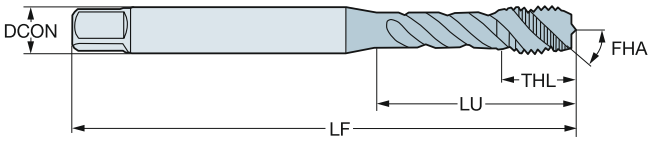

P N S

TDZ	TPI	LU	CZC_{MS}	TCTR	Ordering code	DCON	TD	LF	THL	NOF	BSG
						Dimensions, mm, inch					
UNF #8-36	36.0	17.00	4.50 x 3.55	2B	**E0328-36**	4.50	4.17	53.00	6.70	3	ISO 529
		.669				*.177*	*.164*	*2.086*	*.263*		
UNF #10-32	32.0	20.00	5.00 x 4.00	2B	**E03210-32**	5.00	4.83	58.00	7.70	3	ISO 529
		.787				*.197*	*.190*	*2.283*	*.303*		
UNF 1/4-28	28.0	28.00	6.30 x 5.00	2B	**E0321/4**	6.30	6.35	66.00	10.20	3	ISO 529
		1.102				*.248*	*.250*	*2.598*	*.401*		
UNF 5/16-24	24.0	31.00	8.00 x 6.30	2B	**E0325/16**	8.00	7.94	72.00	11.60	3	ISO 529
		1.220				*.315*	*.312*	*2.834*	*.456*		
UNF 3/8-24	24.0	34.00	10.00 x 8.00	2B	**E0323/8**	10.00	9.53	80.00	15.10	3	ISO 529
		1.338				*.394*	*.375*	*3.149*	*.594*		
UNF 7/16-20	20.0	61.00	8.00 x 6.30	2B	**E0327/16**	8.00	11.11	85.00	19.50	3	ISO 529
		2.401				*.315*	*.437*	*3.346*	*.767*		
UNF 1/2-20	20.0	62.00	9.00 x 7.10	2B	**E0321/2**	9.00	12.70	89.00	17.50	3	ISO 529
		2.440				*.354*	*.500*	*3.503*	*.688*		
UNF 9/16-18	18.0	66.00	11.20 x 9.00	2B	**E0329/16**	11.20	14.29	95.00	24.50	3	ISO 529
		2.598				*.441*	*.562*	*3.740*	*.964*		
UNF 5/8-18	18.0	59.00	12.50 x 10.00	2B	**E0325/8**	12.50	15.88	102.00	18.00	4	ISO 529
		2.322				*.492*	*.625*	*4.015*	*.708*		
UNF 3/4-16	16.0	68.00	14.00 x 11.20	2B	**E0323/4**	14.00	19.05	112.00	22.50	4	ISO 529
		2.677				*.551*	*.750*	*4.409*	*.885*		
UNF 7/8-14	14.0	72.00	16.00 x 12.50	2B	**E0327/8**	16.00	22.23	118.00	29.50	4	ISO 529
		2.834				*.630*	*.875*	*4.645*	*1.161*		
UNF 1"-12	12.0	82.00	18.00 x 14.00	2B	**E0321**	18.00	25.40	130.00	35.50	4	ISO 529
		3.228				*.709*	*1.000*	*5.118*	*1.397*		

O5 Q5 L253 PHD/PHDX L247 Q1 Q35

CoroTap™ 300 cutting tap with spiral flutes

Thread form: UNF

THCHT	C
THBTP	0
ULDR	2.5
FHA	45°
CNSC	0
SUBSTRATE	HSS-PM
COATING	ST

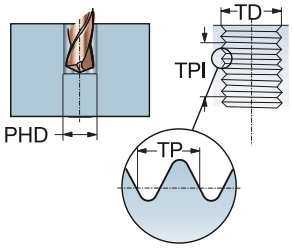

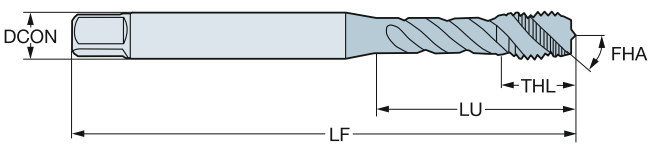

P M

TDZ	TPI	LU	CZC_{MS}	TCTR	Ordering code	DCON	TD	LF	THL	NOF	BSG
						Dimensions, mm, inch					
UNF #8-36	36.0	17.00	4.50 x 3.55	2B	**E0338-36**	4.50	4.17	53.00	6.70	3	ISO 529
		.669				*.177*	*.164*	*2.086*	*.263*		
UNF #10-32	32.0	20.00	5.00 x 4.00	2B	**E03310-32**	5.00	4.83	58.00	7.70	3	ISO 529
		.787				*.197*	*.190*	*2.283*	*.303*		
UNF 1/4-28	28.0	28.00	6.30 x 5.00	2B	**E0331/4**	6.30	6.35	66.00	10.20	3	ISO 529
		1.102				*.248*	*.250*	*2.598*	*.401*		
UNF 5/16-24	24.0	31.00	8.00 x 6.30	2B	**E0335/16**	8.00	7.94	72.00	11.60	3	ISO 529
		1.220				*.315*	*.312*	*2.834*	*.456*		
UNF 3/8-24	24.0	34.00	10.00 x 8.00	2B	**E0333/8**	10.00	9.53	80.00	15.10	3	ISO 529
		1.338				*.394*	*.375*	*3.149*	*.594*		
UNF 7/16-20	20.0	61.00	8.00 x 6.30	2B	**E0337/16**	8.00	11.11	85.00	19.50	3	ISO 529
		2.401				*.315*	*.437*	*3.346*	*.767*		
UNF 1/2-20	20.0	62.00	9.00 x 7.10	2B	**E0331/2**	9.00	12.70	89.00	17.50	3	ISO 529
		2.440				*.354*	*.500*	*3.503*	*.688*		
UNF 9/16-18	18.0	66.00	11.20 x 9.00	2B	**E0339/16**	11.20	14.29	95.00	24.50	3	ISO 529
		2.598				*.441*	*.562*	*3.740*	*.964*		
UNF 5/8-18	18.0	59.00	12.50 x 10.00	2B	**E0335/8**	12.50	15.88	102.00	18.00	4	ISO 529
		2.322				*.492*	*.625*	*4.015*	*.708*		
UNF 3/4-16	16.0	68.00	14.00 x 11.20	2B	**E0333/4**	14.00	19.05	112.00	22.50	4	ISO 529
		2.677				*.551*	*.750*	*4.409*	*.885*		
UNF 7/8-14	14.0	72.00	16.00 x 12.50	2B	**E0337/8**	16.00	22.23	118.00	29.50	4	ISO 529
		2.834				*.630*	*.875*	*4.645*	*1.161*		
UNF 1"-12	12.0	82.00	18.00 x 14.00	2B	**E0331**	18.00	25.40	130.00	35.50	4	ISO 529
		3.228				*.709*	*1.000*	*5.118*	*1.397*		

O5 Q5 L253 PHD/PHDX L247 Q1 Q35

CoroTap™ 300 cutting tap with spiral flutes

Thread form: UNF

THCHT	C
THBTP	0
ULDR	2.5
FHA	45°
CNSC	0
SUBSTRATE	HSS-PM

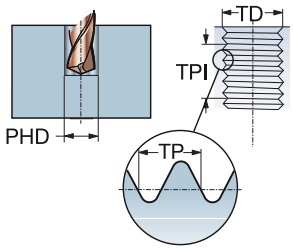

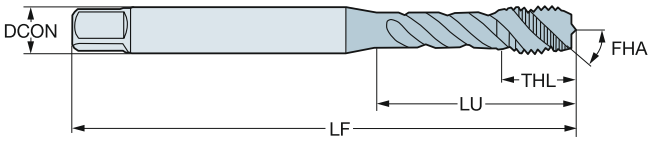

P N S

TDZ	TPI	LU	CZC_{MS}	TCTR	TCT	Ordering code	DCON	TD	LF	THL	NOF	BSG
							Dimensions, mm, inch					
UNF #10-32	32.0	21.42	.194 x .152	3B	H2	**E03710-32**	4.90	4.83	60.33	8.50	3	ANSI
		.843					*.194*	*.190*	*2.375*	*.334*		
UNF 1/4-28	28.0	27.92	.255 x .191	3B	H3	**E0371/4**	6.50	6.35	63.50	10.00	3	ANSI
		1.099					*.255*	*.250*	*2.500*	*.393*		
UNF 5/16-24	24.0	33.26	.318 x .238	3B	H3	**E0375/16**	8.10	7.94	69.06	11.60	3	ANSI
		1.309					*.318*	*.312*	*2.718*	*.456*		
UNF 3/8-24	24.0	36.61	.381 x .286	3B	H3	**E0373/8**	9.70	9.53	74.61	13.50	3	ANSI
		1.441					*.381*	*.375*	*2.937*	*.531*		
UNF 7/16-20	20.0	52.77	.323 x .242	3B	H3	**E0377/16**	8.20	11.11	80.17	16.00	3	ANSI
		2.077					*.323*	*.437*	*3.156*	*.629*		
UNF 1/2-20	20.0	57.53	.367 x .275	3B	H3	**E0371/2**	9.30	12.70	85.73	17.50	3	ANSI
		2.264					*.367*	*.500*	*3.375*	*.688*		
UNF 9/16-18	18.0	61.58	.429 x .322	3B	H3	**E0379/16**	10.90	14.29	91.28	18.00	3	ANSI
		2.424					*.429*	*.562*	*3.593*	*.708*		
UNF 5/8-18	18.0	52.64	.480 x .360	3B	H3	**E0375/8**	12.20	15.88	96.84	18.00	3	ANSI
		2.072					*.480*	*.625*	*3.812*	*.708*		
UNF 3/4-16	16.0	60.50	.590 x .442	3B	H3	**E0373/4**	15.00	19.05	108.00	22.50	3	ANSI
		2.381					*.590*	*.750*	*4.251*	*.885*		
UNF 7/8-14	14.0	69.90	.697 x .523	3B	H4	**E0377/8**	17.70	22.23	119.00	25.00	3	ANSI
		2.751					*.697*	*.875*	*4.685*	*.984*		
UNF 1"-12	12.0	65.60	.800 x .600	3B	H4	**E0371-12**	20.30	25.40	130.20	30.00	3	ANSI
		2.582					*.800*	*1.000*	*5.125*	*1.181*		
UNS 1"-14	14.0	65.60	.800 x .600	3B	H4	**E0371-14**	20.30	25.40	130.20	30.00	3	ANSI
		2.582					*.800*	*1.000*	*5.125*	*1.181*		

O5 Q5 L253 PHD/PHDX L247 Q1 Q35

CoroTap™ 300 cutting tap with spiral flutes

Thread form: UNF

K

THCHT	C
THBTP	0
ULDR	2.5
FHA	45°
CNSC	0
SUBSTRATE	HSS-PM
COATING	ST

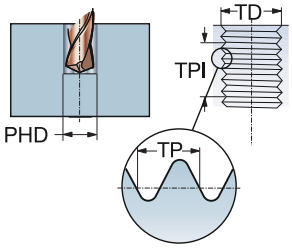

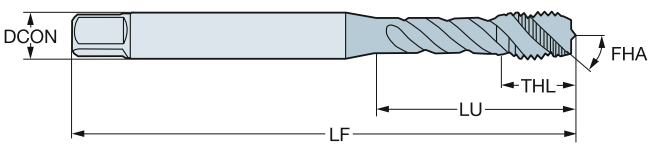

L

P M

M

TDZ	TPI	LU	CZC_{MS}	TCTR	TCT	Ordering code	DCON	TD	LF	THL	NOF	BSG
							Dimensions, mm, inch					
UNF #10-32	32.0	21.42	.194 x .152	3B	H2	**E03810-32**	4.90	4.83	60.33	8.50	3	ANSI
		.843					*.194*	*.190*	*2.375*	*.334*		
UNF 1/4-28	28.0	27.92	.255 x .191	3B	H3	**E0381/4**	6.50	6.35	63.50	10.00	3	ANSI
		1.099					*.255*	*.250*	*2.500*	*.393*		
UNF 5/16-24	24.0	31.34	.318 x .238	3B	H3	**E0385/16**	8.10	7.94	69.06	11.60	3	ANSI
		1.233					*.318*	*.312*	*2.718*	*.456*		
UNF 3/8-24	24.0	36.61	.381 x .286	3B	H3	**E0383/8**	9.70	9.53	74.61	13.50	3	ANSI
		1.441					*.381*	*.375*	*2.937*	*.531*		
UNF 7/16-20	20.0	52.77	.323 x .242	3B	H3	**E0387/16**	8.20	11.11	80.17	16.00	3	ANSI
		2.077					*.323*	*.437*	*3.156*	*.629*		
UNF 1/2-20	20.0	57.53	.367 x .275	3B	H3	**E0381/2**	9.30	12.70	85.73	17.50	3	ANSI
		2.264					*.367*	*.500*	*3.375*	*.688*		
UNF 9/16-18	18.0	61.58	.429 x .322	3B	H3	**E0389/16**	10.90	14.29	91.28	18.00	3	ANSI
		2.424					*.429*	*.562*	*3.593*	*.708*		
UNF 5/8-18	18.0	52.64	.480 x .360	3B	H3	**E0385/8**	12.20	15.88	96.84	18.00	3	ANSI
		2.072					*.480*	*.625*	*3.812*	*.708*		
UNF 3/4-16	16.0	60.50	.590 x .442	3B	H3	**E0383/4**	15.00	19.05	108.00	22.50	3	ANSI
		2.381					*.590*	*.750*	*4.251*	*.885*		
UNF 7/8-14	14.0	69.90	.697 x .523	3B	H4	**E0387/8**	17.70	22.23	119.00	25.00	3	ANSI
		2.751					*.697*	*.875*	*4.685*	*.984*		
UNF 1"-12	12.0	65.60	.800 x .600	3B	H4	**E0381-12**	20.30	25.40	130.20	30.00	3	ANSI
		2.582					*.800*	*1.000*	*5.125*	*1.181*		
UNS 1"-14	14.0	65.60	.800 x .600	3B	H4	**E0381-14**	20.30	25.40	130.20	30.00	3	ANSI
		2.582					*.800*	*1.000*	*5.125*	*1.181*		

N

O

P

Q

O5 Q5 L253 PHD/PHDX L247 Q1 Q35

CoroTap™ 300 cutting tap with spiral flutes

Thread form: G

THCHT	C
THBTP	0
ULDR	2.0
FHA	40°
CNSC	0
SUBSTRATE	HSS-E
COATING	ST

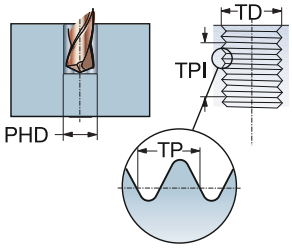

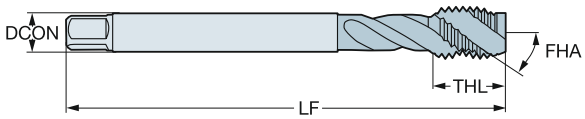

M

TDZ	TPI	LU	CZC_{MS}	TCTR	Ordering code	DCON	TD	LF	THL	NOF	BSG
						Dimensions, mm, inch					
G 1/8-28	28.0	67.00	7.00 x 5.50	NORMAL	E3621/8	7.00	9.73	90.00	12.00	3	DIN 5156
		2.637				*.276*	*.382*	*3.543*	*.472*		
G 1/4-19	19.0	71.00	11.00 x 9.00	NORMAL	E3621/4	11.00	13.16	100.00	15.00	4	DIN 5156
		2.795				*.433*	*.517*	*3.937*	*.590*		
G 3/8-19	19.0	58.00	12.00 x 9.00	NORMAL	E3623/8	12.00	16.66	100.00	15.00	4	DIN 5156
		2.283				*.472*	*.655*	*3.937*	*.590*		
G 1/2-14	14.0	80.00	16.00 x 12.00	NORMAL	E3621/2	16.00	20.96	125.00	24.00	4	DIN 5156
		3.149				*.630*	*.825*	*4.921*	*.944*		
G 3/4-14	14.0	77.00	20.00 x 16.00	NORMAL	E3623/4	20.00	26.44	140.00	20.00	4	DIN 5156
		3.031				*.787*	*1.040*	*5.511*	*.787*		
G 1"-11	11.0	93.00	25.00 x 20.00	NORMAL	E3621	25.00	33.25	160.00	24.00	4	DIN 5156
		3.661				*.984*	*1.309*	*6.299*	*.944*		

O5 Q5 L253 PHD/PHDX L247 Q1 Q35

CoroTap™ 300 cutting tap with spiral flutes

Thread form: G

THCHT	C
THBTP	0
ULDR	2.5
TCTR	NORMAL
FHA	45°
CNSC	0

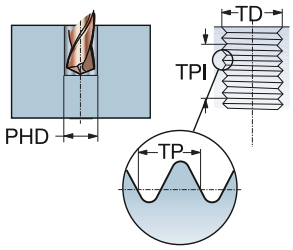

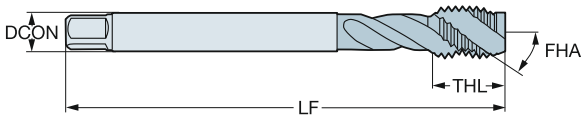

TDZ	TPI	LU	CZC_{MS}	Ordering code	P B110	P B145	P B150	P C110	P C145	P C150	M B110	M B145	M C110	M C145	K B110	K B145	K C110	K C145	N B110	N B150	N C110	N C150	S B110	S B150	S C110	S C150	Dimensions, mm, inch DCON	TD	LF	THL	NOF	BSG
G 1/8-28	28.0	67.00	7.00 x 5.50	T300-XM100DK-1/8				☆	☆	☆			☆	☆			☆	☆			☆	☆			☆	☆	7.00	9.73	90.00	13.00	3	DIN 5156
		2.637																									*.276*	*.382*	*3.543*	*.511*		
G 1/4-19	19.0	71.00	11.00 x 9.00	T300-XM100DK-1/4				☆	☆	☆			☆	☆			☆	☆			☆	☆			☆	☆	11.00	13.16	100.00	15.00	3	DIN 5156
		2.795																									*.433*	*.517*	*3.937*	*.590*		
G 3/8-19	19.0	58.00	12.00 x 9.00	T300-XM100DK-3/8				☆	☆	☆			☆	☆			☆	☆			☆	☆			☆	☆	12.00	16.66	100.00	15.00	4	DIN 5156
		2.283																									*.472*	*.655*	*3.937*	*.590*		
G 1/2-14	14.0	80.00	16.00 x 12.00	T300-XM100DK-1/2	☆	☆	☆				☆	☆			☆	☆			☆	☆			☆	☆			16.00	20.96	125.00	18.00	4	DIN 5156
		3.149																									*.630*	*.825*	*4.921*	*.708*		
G 5/8-14	14.0	78.00	18.00 x 14.50	T300-XM100DK-5/8	☆	☆	☆				☆	☆			☆	☆			☆	☆			☆	☆			18.00	22.91	125.00	18.00	4	DIN 5156
		3.070																									*.709*	*.902*	*4.921*	*.708*		
G 3/4-14	14.0	77.00	20.00 x 16.00	T300-XM100DK-3/4	☆	☆	☆				☆	☆			☆	☆			☆	☆			☆	☆			20.00	26.44	140.00	20.00	4	DIN 5156
		3.031																									*.787*	*1.040*	*5.511*	*.787*		
G 7/8-14	14.0	85.00	22.00 x 18.00	T300-XM100DK-7/8	☆	☆	☆				☆	☆			☆	☆			☆	☆			☆	☆			22.00	30.20	150.00	20.00	4	DIN 5156
		3.346																									*.866*	*1.189*	*5.905*	*.787*		
G 1"-11	11.0	93.00	25.00 x 20.00	T300-XM100DK-1	☆	☆	☆				☆	☆			☆	☆			☆	☆			☆	☆			25.00	33.25	160.00	22.00	4	DIN 5156
		3.661																									*.984*	*1.309*	*6.299*	*.866*		
G 1.1/8-11	11.0	101.00	28.00 x 22.00	T300-XM100DK-1.1/8	☆	☆	☆				☆	☆			☆	☆			☆	☆			☆	☆			28.00	37.90	170.00	22.00	4	DIN 5156
		3.976																									*1.102*	*1.492*	*6.692*	*.866*		
G 1.1/4-11	11.0	72.00	32.00 x 24.00	T300-XM100DK-1.1/4	☆	☆	☆				☆	☆			☆	☆			☆	☆			☆	☆			32.00	41.91	170.00	22.00	4	DIN 5156
		2.834																									*1.260*	*1.650*	*6.692*	*.866*		
G 1.1/2-11	11.0	87.00	36.00 x 29.00	T300-XM100DK-1.1/2	☆	☆	☆				☆	☆			☆	☆			☆	☆			☆	☆			36.00	47.80	190.00	23.00	4	DIN 5156
		3.425																									*1.417*	*1.882*	*7.480*	*.905*		

O5 Q5 L253 PHD/PHDX L247 Q1 Q35 Q34

CoroTap™ 300 cutting tap with spiral flutes

Thread form: NPT

THCHT	C
THBTP	0
ULDR	1.5
FHA	30°
CNSC	0
SUBSTRATE	HSS-E
COATING	ST

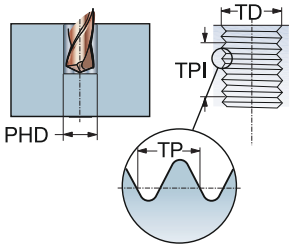

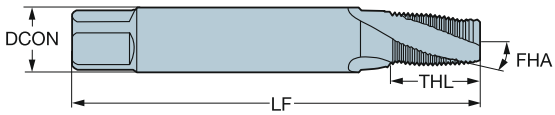

M

TDZ	TPI	LU	CZC_{MS}	TCTR	Ordering code	DCON	TD	LF	THL	NOF	BSG
						Dimensions, mm, inch					
NPT 1/16-27	27.0	56.00	.313 x .234	NORMAL	**E7361/16**	8.00	7.72	80.00	14.00	3	DIN/ANSI
		2.204				*.313*	*.303*	*3.149*	*.551*		
NPT 1/8-27	27.0	64.00	.437 x .328	NORMAL	**E7361/8**	11.10	10.07	90.00	14.00	4	DIN/ANSI
		2.519				*.437*	*.396*	*3.543*	*.551*		
NPT 1/4-18	18.0	59.00	.562 x .421	NORMAL	**E7361/4**	14.30	13.37	100.00	20.00	4	DIN/ANSI
		2.322				*.562*	*.526*	*3.937*	*.787*		
NPT 3/8-18	18.0	67.00	.700 x .531	NORMAL	**E7363/8**	17.80	16.81	110.00	20.00	5	DIN/ANSI
		2.637				*.700*	*.661*	*4.330*	*.787*		
NPT 1/2-14	14.0	79.00	.687 x .515	NORMAL	**E7361/2**	17.40	20.95	125.00	26.00	5	DIN/ANSI
		3.110				*.687*	*.824*	*4.921*	*1.023*		
NPT 3/4-14	14.0	78.00	.906 x .679	NORMAL	**E7363/4**	23.00	26.29	140.00	26.00	5	DIN/ANSI
		3.070				*.906*	*1.035*	*5.511*	*1.023*		
NPT 1-11.5	11.5	58.00	1.125 x .843	NORMAL	**E7361**	28.60	32.91	150.00	31.00	5	DIN/ANSI
		2.283				*1.125*	*1.295*	*5.905*	*1.220*		

O5 L253 PHD/PHDX L247 Q1 Q35

CoroTap™ 300 cutting tap with spiral flutes

Thread form: NPT

THCHT	C
THBTP	0
ULDR	1.5
FHA	15°
CNSC	0
SUBSTRATE	HSS-E
COATING	ST

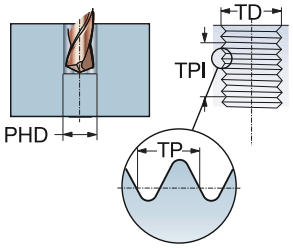

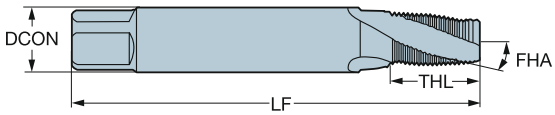

P M K N S

TDZ	TPI	LU	CZC_{MS}	TCTR	Ordering code	DCON	TD	LF	THL	NOF	BSG
						Dimensions, mm, inch					
NPT 1/16-27	27.0	56.00	.313 x .234	NORMAL	**E7351/16**	8.00	7.72	80.00	14.00	3	DIN/ANSI
		2.204				*.313*	*.303*	*3.149*	*.551*		
NPT 1/8-27	27.0	64.00	.437 x .328	NORMAL	**E7351/8**	11.10	10.07	90.00	14.00	4	DIN/ANSI
		2.519				*.437*	*.396*	*3.543*	*.551*		
NPT 1/4-18	18.0	59.00	.562 x .421	NORMAL	**E7351/4**	14.30	13.37	100.00	20.00	4	DIN/ANSI
		2.322				*.562*	*.526*	*3.937*	*.787*		
NPT 3/8-18	18.0	67.00	.700 x .531	NORMAL	**E7353/8**	17.80	16.81	110.00	20.00	5	DIN/ANSI
		2.637				*.700*	*.661*	*4.330*	*.787*		
NPT 1/2-14	14.0	79.00	.687 x .515	NORMAL	**E7351/2**	17.40	20.95	125.00	26.00	5	DIN/ANSI
		3.110				*.687*	*.824*	*4.921*	*1.023*		
NPT 3/4-14	14.0	78.00	.906 x .679	NORMAL	**E7353/4**	23.00	26.29	140.00	26.00	5	DIN/ANSI
		3.070				*.906*	*1.035*	*5.511*	*1.023*		
NPT 1-11.5	11.5	58.00	1.125 x .843	NORMAL	**E7351**	28.60	32.91	150.00	31.00	5	DIN/ANSI
		2.283				*1.125*	*1.295*	*5.905*	*1.220*		

O5 L253 PHD/PHDX L247 Q1 Q35

CoroTap™ 300 cutting tap with spiral flutes

Thread form: NPTF

THCHT	C
THBTP	0
ULDR	1.5
FHA	30°
CNSC	0
SUBSTRATE	HSS-E
COATING	ST

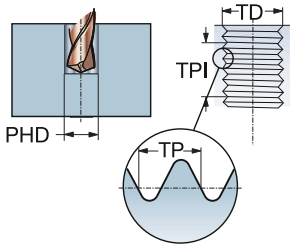

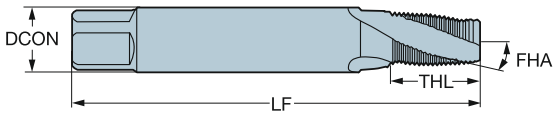

M

TDZ	TPI	LU	CZC_{MS}	TCTR	Ordering code	DCON	TD	LF	THL	NOF	BSG
						Dimensions, mm, inch					
NPTF 1/16-27	27.0	56.00	.313 x .234	NORMAL	**E7381/16**	8.00	7.64	80.00	14.00	3	DIN/ANSI
		2.204				*.313*	*.300*	*3.149*	*.551*		
NPTF 1/8-27	27.0	64.00	.437 x .328	NORMAL	**E7381/8**	11.10	9.98	90.00	20.00	4	DIN/ANSI
		2.519				*.437*	*.392*	*3.543*	*.787*		
NPTF 1/4-18	18.0	59.00	.562 x .421	NORMAL	**E7381/4**	14.30	13.31	100.00	20.00	4	DIN/ANSI
		2.322				*.562*	*.524*	*3.937*	*.787*		
NPTF 3/8-18	18.0	67.00	.906 x .679	NORMAL	**E7383/8**	23.00	16.75	110.00	26.00	5	DIN/ANSI
		2.637				*.906*	*.659*	*4.330*	*1.023*		
NPTF 1/2-14	14.0	79.00	.437 x .328	NORMAL	**E7381/2**	11.10	20.92	125.00	14.00	5	DIN/ANSI
		3.110				*.437*	*.823*	*4.921*	*.551*		
NPTF 3/4-14	14.0	78.00	.687 x .515	NORMAL	**E7383/4**	17.40	26.27	140.00	26.00	5	DIN/ANSI
		3.070				*.687*	*1.034*	*5.511*	*1.023*		

O5 L253 PHD/PHDX L247 Q1 Q35

CoroTap™ 300 cutting tap with spiral flutes

Thread form: NPTF

THCHT	C
THBTP	0
ULDR	1.5
FHA	15°
CNSC	0
SUBSTRATE	HSS-E
COATING	ST

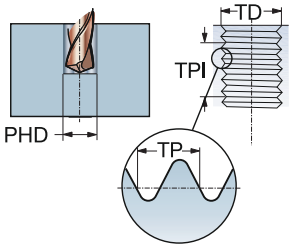

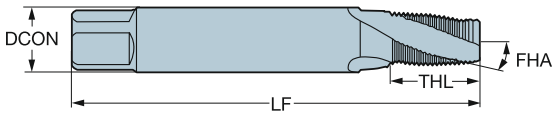

P M K N S

TDZ	TPI	LU	CZC_{MS}	TCTR	Ordering code	DCON	TD	LF	THL	NOF	BSG
						Dimensions, mm, inch					
NPTF 1/16-27	27.0	56.00	.313 x .234	NORMAL	**E7371/16**	8.00	7.64	80.00	14.00	3	DIN/ANSI
		2.204				*.313*	*.300*	*3.149*	*.551*		
NPTF 1/8-27	27.0	64.00	.437 x .328	NORMAL	**E7371/8**	11.10	9.98	90.00	14.00	4	DIN/ANSI
		2.519				*.437*	*.392*	*3.543*	*.551*		
NPTF 1/4-18	18.0	59.00	.562 x .421	NORMAL	**E7371/4**	14.30	13.31	100.00	20.00	4	DIN/ANSI
		2.322				*.562*	*.524*	*3.937*	*.787*		
NPTF 3/8-18	18.0	67.00	.700 x .531	NORMAL	**E7373/8**	17.80	16.75	110.00	20.00	5	DIN/ANSI
		2.637				*.700*	*.659*	*4.330*	*.787*		
NPTF 1/2-14	14.0	79.00	.687 x .515	NORMAL	**E7371/2**	17.40	20.92	125.00	26.00	5	DIN/ANSI
		3.110				*.687*	*.823*	*4.921*	*1.023*		
NPTF 3/4-14	14.0	78.00	.906 x .679	NORMAL	**E7373/4**	23.00	26.27	140.00	26.00	5	DIN/ANSI
		3.070				*.906*	*1.034*	*5.511*	*1.023*		

O5 L253 PHD/PHDX L247 Q1 Q35

CoroTap™ 400 forming tap

Thread form: Metric

THCHT	C
THBTP	1
ULDR	3.0
CNSC	0
SUBSTRATE	HSS-E
COATING	SmoothTop

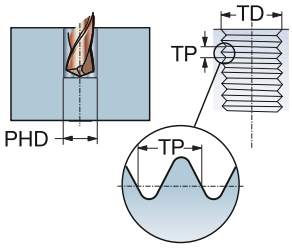

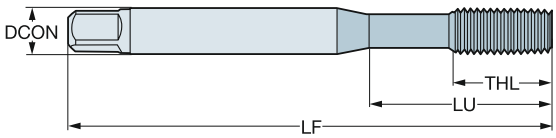

N

TDZ	TP	LU	CZC_{MS}	TCTR	Ordering code	DCON	TD	LF	THL	BSG
						Dimensions, mm, inch				
M 3	0.50	18.00	3.50 x 2.70	6HX	**E313M3**	3.50	3.00	56.00	9.00	DIN 2174
		.708				*.138*	*.118*	*2.204*	*.354*	
M 4	0.70	21.00	4.50 x 3.40	6HX	**E313M4**	4.50	4.00	63.00	12.00	DIN 2174
		.826				*.177*	*.157*	*2.480*	*.472*	
M 5	0.80	25.00	6.00 x 4.90	6HX	**E313M5**	6.00	5.00	70.00	13.00	DIN 2174
		.984				*.236*	*.196*	*2.755*	*.511*	
M 6	1.00	30.00	6.00 x 4.90	6HX	**E313M6**	6.00	6.00	80.00	15.00	DIN 2174
		1.181				*.236*	*.236*	*3.149*	*.590*	
M 8	1.25	35.00	8.00 x 6.20	6HX	**E313M8**	8.00	8.00	90.00	18.00	DIN 2174
		1.377				*.315*	*.314*	*3.543*	*.708*	

O5 L253 PHD/PHDX L247 Q1 Q35

CoroTap™ 400 forming tap

Thread form: Metric

THCHT	C
THBTP	1
ULDR	2.5
CNSC	0
SUBSTRATE	HSS-PM
COATING	SmoothTop

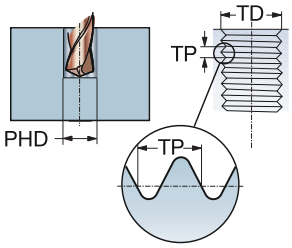

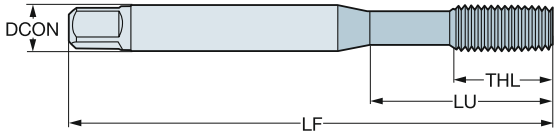

N

TDZ	TP	LU	CZC_{MS}	TCTR	Ordering code	DCON	TD	LF	THL	BSG
						Dimensions, mm, inch				
M 2	0.40	8.00	2.50 x 2.00	6HX	**E080M2**	2.50	2.00	41.00	8.00	ISO 529
		.314				*.098*	*.078*	*1.614*	*.314*	
M 2.5	0.45	9.50	2.80 x 2.24	6HX	**E080M2.5**	2.80	2.50	44.50	9.50	ISO 529
		.374				*.110*	*.098*	*1.751*	*.374*	
M 3	0.50	12.50	3.15 x 2.50	6HX	**E080M3**	3.20	3.00	48.00	12.50	ISO 529
		.492				*.124*	*.118*	*1.889*	*.492*	
M 4	0.70	17.00	4.00 x 3.15	6HX	**E080M4**	4.00	4.00	53.00	17.00	ISO 529
		.669				*.157*	*.157*	*2.086*	*.669*	
M 5	0.80	21.50	5.00 x 4.00	6HX	**E080M5**	5.00	5.00	58.00	11.00	ISO 529
		.846				*.197*	*.196*	*2.283*	*.433*	
M 6	1.00	26.00	6.30 x 5.00	6HX	**E080M6**	6.30	6.00	66.00	13.00	ISO 529
		1.023				*.248*	*.236*	*2.598*	*.511*	
M 8	1.25	29.40	8.00 x 6.30	6HX	**E080M8**	8.00	8.00	72.00	16.00	ISO 529
		1.157				*.315*	*.314*	*2.834*	*.629*	

O5 L253 PHD/PHDX L247 Q1 Q35

CoroTap™ 400 forming tap

Thread form: Metric

THCHT	C
THBTP	1
ULDR	3.0
CNSC	0
SUBSTRATE	HSS-E

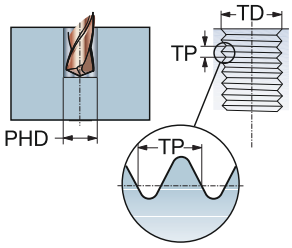

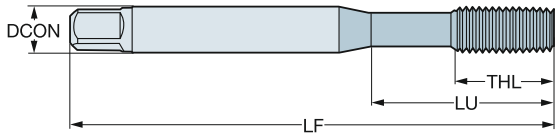

P N

TDZ	TP	LU	CZC_{MS}	TCTR	Ordering code	DCON	TD	LF	THL	BSG
						Dimensions, mm, inch				
M 1	0.25	20.00	2.50 x 2.10	5HX	**E301M1**	2.50	1.00	40.00	5.50	DIN 2174
		.787				*.098*	*.039*	*1.574*	*.216*	
M 1.2	0.25	20.00	2.50 x 2.10	5HX	**E301M1.2**	2.50	1.20	40.00	5.50	DIN 2174
		.787				*.098*	*.047*	*1.574*	*.216*	
M 1.4	0.30	20.00	2.50 x 2.10	5HX	**E301M1.4**	2.50	1.40	40.00	7.00	DIN 2174
		.787				*.098*	*.055*	*1.574*	*.275*	
M 1.6	0.35	20.00	2.50 x 2.10	6HX	**E301M1.6**	2.50	1.60	40.00	8.00	DIN 2174
		.787				*.098*	*.062*	*1.574*	*.314*	
M 1.7	0.35	20.00	2.50 x 2.10	6HX	**E301M1.7**	2.50	1.70	40.00	8.00	DIN 2174
		.787				*.098*	*.066*	*1.574*	*.314*	
M 1.8	0.35	20.00	2.50 x 2.10	6HX	**E301M1.8**	2.50	1.80	40.00	8.00	DIN 2174
		.787				*.098*	*.070*	*1.574*	*.314*	
M 2	0.40	11.00	2.80 x 2.10	6HX	**E301M2**	2.80	2.00	45.00	6.00	DIN 2174
		.433				*.110*	*.078*	*1.771*	*.236*	
M 2.2	0.45	12.00	2.80 x 2.10	6HX	**E301M2.2**	2.80	2.20	45.00	7.00	DIN 2174
		.472				*.110*	*.086*	*1.771*	*.275*	
M 2.3	0.40	12.00	2.80 x 2.10	6HX	**E301M2.3**	2.80	2.30	45.00	7.00	DIN 2174
		.472				*.110*	*.090*	*1.771*	*.275*	
M 2.5	0.45	14.00	2.80 x 2.10	6HX	**E301M2.5**	2.80	2.50	50.00	8.00	DIN 2174
		.551				*.110*	*.098*	*1.968*	*.314*	
M 2.6	0.45	14.00	2.80 x 2.10	6HX	**E301M2.6**	2.80	2.60	50.00	8.00	DIN 2174
		.551				*.110*	*.102*	*1.968*	*.314*	
M 3	0.50	18.00	3.50 x 2.70	6HX	**E301M3**	3.50	3.00	56.00	9.00	DIN 2174
		.708				*.138*	*.118*	*2.204*	*.354*	
M 3.5	0.60	20.00	4.00 x 3.00	6HX	**E301M3.5**	4.00	3.50	56.00	11.00	DIN 2174
		.787				*.157*	*.137*	*2.204*	*.433*	
M 4	0.70	21.00	4.50 x 3.40	6HX	**E301M4**	4.50	4.00	63.00	12.00	DIN 2174
		.826				*.177*	*.157*	*2.480*	*.472*	
M 5	0.80	25.00	6.00 x 4.90	6HX	**E301M5**	6.00	5.00	70.00	13.00	DIN 2174
		.984				*.236*	*.196*	*2.755*	*.511*	
M 6	1.00	30.00	6.00 x 4.90	6HX	**E301M6**	6.00	6.00	80.00	15.00	DIN 2174
		1.181				*.236*	*.236*	*3.149*	*.590*	
M 8	1.25	35.00	8.00 x 6.20	6HX	**E301M8**	8.00	8.00	90.00	18.00	DIN 2174
		1.377				*.315*	*.314*	*3.543*	*.708*	
M 10	1.50	39.00	10.00 x 8.00	6HX	**E301M10**	10.00	10.00	100.00	20.00	DIN 2174
		1.535				*.394*	*.393*	*3.937*	*.787*	
M 12	1.75	83.00	9.00 x 7.00	6HX	**E301M12**	9.00	12.00	110.00	23.00	DIN 2174
		3.267				*.354*	*.472*	*4.330*	*.905*	
M 16	2.00	68.00	12.00 x 9.00	6HX	**E301M16**	12.00	16.00	110.00	25.00	DIN 2174
		2.677				*.472*	*.629*	*4.330*	*.984*	
M 20	2.50	70.00	16.00 x 12.00	6HX	**E301M20**	16.00	20.00	140.00	30.00	DIN 2174
		2.755				*.630*	*.787*	*5.511*	*1.181*	
M 24	3.00	80.00	18.00 x 14.50	6HX	**E301M24**	18.00	24.00	160.00	36.00	DIN 2174
		3.149				*.709*	*.944*	*6.299*	*1.417*	

O5 L253 PHD/PHDX L247 Q1 Q35

CoroTap™ 400 forming tap

Thread form: Metric

THCHT	C
THBTP	1
ULDR	3.0
CNSC	0
SUBSTRATE	HSS-E
COATING	TiN

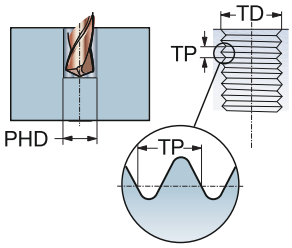

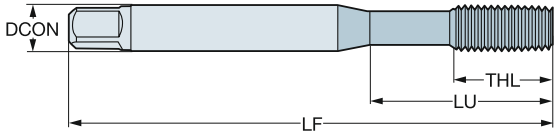

P M N S

TDZ	TP	LU	CZC_{MS}	TCTR	Ordering code	DCON	TD	LF	THL	BSG
						Dimensions, mm, inch				
M 1	0.25	20.00	2.50 x 2.10	5HX	E302M1	2.50	1.00	40.00	5.50	DIN 2174
		.787				.098	.039	1.574	.216	
M 1.2	0.25	20.00	2.50 x 2.10	5HX	E302M1.2	2.50	1.20	40.00	5.50	DIN 2174
		.787				.098	.047	1.574	.216	
M 1.4	0.30	20.00	2.50 x 2.10	5HX	E302M1.4	2.50	1.40	40.00	7.00	DIN 2174
		.787				.098	.055	1.574	.275	
M 1.6	0.35	20.00	2.50 x 2.10	6HX	E302M1.6	2.50	1.60	40.00	8.00	DIN 2174
		.787				.098	.062	1.574	.314	
M 1.7	0.35	20.00	2.50 x 2.10	6HX	E302M1.7	2.50	1.70	40.00	8.00	DIN 2174
		.787				.098	.066	1.574	.314	
M 1.8	0.35	20.00	2.50 x 2.10	6HX	E302M1.8	2.50	1.80	40.00	8.00	DIN 2174
		.787				.098	.070	1.574	.314	
M 2	0.40	11.00	2.80 x 2.10	6HX	E302M2	2.80	2.00	45.00	6.00	DIN 2174
		.433				.110	.078	1.771	.236	
M 2.2	0.45	12.00	2.80 x 2.10	6HX	E302M2.2	2.80	2.20	45.00	7.00	DIN 2174
		.472				.110	.086	1.771	.275	
M 2.3	0.40	12.00	2.80 x 2.10	6HX	E302M2.3	2.80	2.30	45.00	7.00	DIN 2174
		.472				.110	.090	1.771	.275	
M 2.5	0.45	14.00	2.80 x 2.10	6HX	E302M2.5	2.80	2.50	50.00	8.00	DIN 2174
		.551				.110	.098	1.968	.314	
M 2.6	0.45	14.00	2.80 x 2.10	6HX	E302M2.6	2.80	2.60	50.00	8.00	DIN 2174
		.551				.110	.102	1.968	.314	
M 3	0.50	18.00	3.50 x 2.70	6HX	E302M3	3.50	3.00	56.00	9.00	DIN 2174
		.708				.138	.118	2.204	.354	
M 3.5	0.60	20.00	4.00 x 3.00	6HX	E302M3.5	4.00	3.50	56.00	11.00	DIN 2174
		.787				.157	.137	2.204	.433	
M 4	0.70	21.00	4.50 x 3.40	6HX	E302M4	4.50	4.00	63.00	12.00	DIN 2174
		.826				.177	.157	2.480	.472	
M 5	0.80	25.00	6.00 x 4.90	6HX	E302M5	6.00	5.00	70.00	13.00	DIN 2174
		.984				.236	.196	2.755	.511	
M 6	1.00	30.00	6.00 x 4.90	6HX	E302M6	6.00	6.00	80.00	15.00	DIN 2174
		1.181				.236	.236	3.149	.590	
M 8	1.25	35.00	8.00 x 6.20	6HX	E302M8	8.00	8.00	90.00	18.00	DIN 2174
		1.377				.315	.314	3.543	.708	
M 10	1.50	39.00	10.00 x 8.00	6HX	E302M10	10.00	10.00	100.00	20.00	DIN 2174
		1.535				.394	.393	3.937	.787	
M 12	1.75	83.00	9.00 x 7.00	6HX	E302M12	9.00	12.00	110.00	23.00	DIN 2174
		3.267				.354	.472	4.330	.905	
M 16	2.00	68.00	12.00 x 9.00	6HX	E302M16	12.00	16.00	110.00	25.00	DIN 2174
		2.677				.472	.629	4.330	.984	
M 20	2.50	70.00	16.00 x 12.00	6HX	E302M20	16.00	20.00	140.00	30.00	DIN 2174
		2.755				.630	.787	5.511	1.181	
M 24	3.00	80.00	18.00 x 14.50	6HX	E302M24	18.00	24.00	160.00	36.00	DIN 2174
		3.149				.709	.944	6.299	1.417	

O5 L253 PHD/PHDX L247 Q1 Q35

CoroTap™ 400 forming tap

Thread form: Metric

THCHT	C
THBTP	1
ULDR	3.0
CNSC	0
SUBSTRATE	HSS-E
COATING	CrN

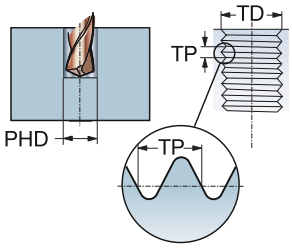

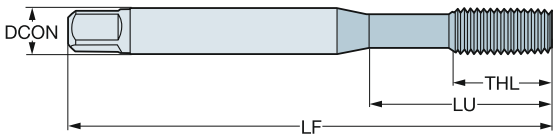

P M N S

TDZ	TP	LU	CZC_{MS}	TCTR	Ordering code	DCON	TD	LF	THL	BSG
						Dimensions, mm, inch				
M 3	0.50	18.00	3.50 x 2.70	6HX	**E306M3**	3.50	3.00	56.00	9.00	DIN 2174
		.708				*.138*	*.118*	*2.204*	*.354*	
M 4	0.70	21.00	4.50 x 3.40	6HX	**E306M4**	4.50	4.00	63.00	12.00	DIN 2174
		.826				*.177*	*.157*	*2.480*	*.472*	
M 5	0.80	25.00	6.00 x 4.90	6HX	**E306M5**	6.00	5.00	70.00	13.00	DIN 2174
		.984				*.236*	*.196*	*2.755*	*.511*	
M 6	1.00	30.00	6.00 x 4.90	6HX	**E306M6**	6.00	6.00	80.00	15.00	DIN 2174
		1.181				*.236*	*.236*	*3.149*	*.590*	
M 8	1.25	35.00	8.00 x 6.20	6HX	**E306M8**	8.00	8.00	90.00	18.00	DIN 2174
		1.377				*.315*	*.314*	*3.543*	*.708*	
M 10	1.50	39.00	10.00 x 8.00	6HX	**E306M10**	10.00	10.00	100.00	20.00	DIN 2174
		1.535				*.394*	*.393*	*3.937*	*.787*	
M 12	1.75	83.00	9.00 x 7.00	6HX	**E306M12**	9.00	12.00	110.00	23.00	DIN 2174
		3.267				*.354*	*.472*	*4.330*	*.905*	

O5 L253 PHD/PHDX L247 Q1 Q35

CoroTap™ 400 forming tap

Thread form: Metric

THCHT	C
THBTP	1
ULDR	3.5
CNSC	0
SUBSTRATE	HSS-E
COATING	TiN

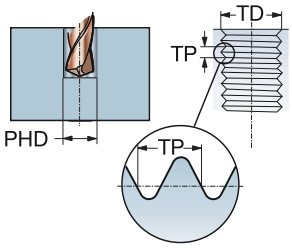

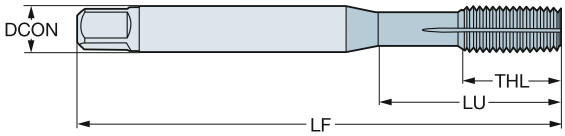

P M N S

TDZ	TP	LU	CZC_{MS}	TCTR	Ordering code	Dimensions, mm, inch DCON	TD	LF	THL	BSG
M 3	0.50	18.00	3.50 x 2.70	6HX	E308M3	3.50	3.00	56.00	9.00	DIN 2174
		.708				*.138*	*.118*	*2.204*	*.354*	
M 4	0.70	21.00	4.50 x 3.40	6HX	E308M4	4.50	4.00	63.00	12.00	DIN 2174
		.826				*.177*	*.157*	*2.480*	*.472*	
M 5	0.80	25.00	6.00 x 4.90	6HX	E308M5	6.00	5.00	70.00	13.00	DIN 2174
		.984				*.236*	*.196*	*2.755*	*.511*	
M 6	1.00	30.00	6.00 x 4.90	6HX	E308M6	6.00	6.00	80.00	15.00	DIN 2174
		1.181				*.236*	*.236*	*3.149*	*.590*	
M 7	1.00	30.00	7.00 x 5.50	6HX	E308M7	7.00	7.00	80.00	15.00	DIN 2174
		1.181				*.276*	*.275*	*3.149*	*.590*	
M 8	1.25	35.00	8.00 x 6.20	6HX	E308M8	8.00	8.00	90.00	18.00	DIN 2174
		1.377				*.315*	*.314*	*3.543*	*.708*	
M 10	1.50	39.00	10.00 x 8.00	6HX	E308M10	10.00	10.00	100.00	20.00	DIN 2174
		1.535				*.394*	*.393*	*3.937*	*.787*	
M 12	1.75	83.00	9.00 x 7.00	6HX	E308M12	9.00	12.00	110.00	23.00	DIN 2174
		3.267				*.354*	*.472*	*4.330*	*.905*	
M 14	2.00	81.00	11.00 x 9.00	6HX	E308M14	11.00	14.00	110.00	25.00	DIN 2174
		3.188				*.433*	*.551*	*4.330*	*.984*	
M 16	2.00	68.00	12.00 x 9.00	6HX	E308M16	12.00	16.00	110.00	25.00	DIN 2174
		2.677				*.472*	*.629*	*4.330*	*.984*	
M 20	2.50	95.00	16.00 x 12.00	6HX	E308M20	16.00	20.00	140.00	30.00	DIN 2174
		3.740				*.630*	*.787*	*5.511*	*1.181*	
M 24	3.00	113.00	18.00 x 14.50	6HX	E308M24	18.00	24.00	160.00	36.00	DIN 2174
		4.448				*.709*	*.944*	*6.299*	*1.417*	

O5 L253 PHD/PHDX L247 Q1 Q35

CoroTap™ 400 forming tap

Thread form: Metric

THCHT	C
THBTP	1
ULDR	3.5
CNSC	1
SUBSTRATE	HSS-E
COATING	TiN

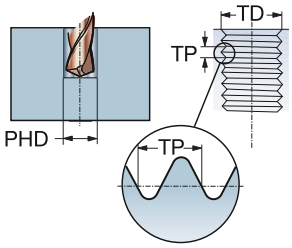

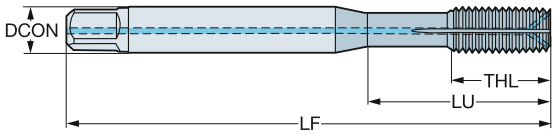

P M N S

TDZ	TP	LU	CZC_{MS}	TCTR	Ordering code	DCON	TD	LF	THL	BSG
						Dimensions, mm, inch				
M 5	0.80	21.00	6.00 x 4.90	6HX	**E315M5**	6.00	5.00	70.00	13.00	DIN 2174
		.826				*.236*	*.196*	*2.755*	*.511*	
M 6	1.00	26.00	6.00 x 4.90	6HX	**E315M6**	6.00	6.00	80.00	15.00	DIN 2174
		1.023				*.236*	*.236*	*3.149*	*.590*	
M 8	1.25	30.00	8.00 x 6.20	6HX	**E315M8**	8.00	8.00	90.00	18.00	DIN 2174
		1.181				*.315*	*.314*	*3.543*	*.708*	
M 10	1.50	33.00	10.00 x 8.00	6HX	**E315M10**	10.00	10.00	100.00	20.00	DIN 2174
		1.299				*.394*	*.393*	*3.937*	*.787*	
M 12	1.75	83.00	9.00 x 7.00	6HX	**E315M12**	9.00	12.00	110.00	23.00	DIN 2174
		3.267				*.354*	*.472*	*4.330*	*.905*	

O5 L253 PHD/PHDX L247 Q1 Q35

CoroTap™ 400 forming tap

Thread form: Metric

THCHT	E
THBTP	1
ULDR	3.0
CNSC	0
SUBSTRATE	HSS-E
COATING	TiN

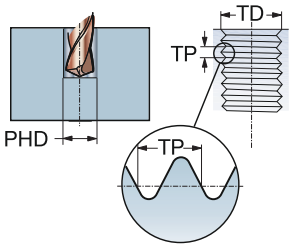

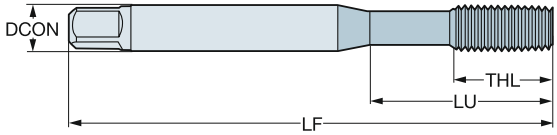

P M N S

TDZ	TP	LU	CZC_{MS}	TCTR	Ordering code	DCON	TD	LF	THL	BSG
						Dimensions, mm, inch				
M 3	0.50	18.00	3.50 x 2.70	6HX	**E305M3**	3.50	3.00	56.00	9.00	DIN 2174
		.708				*.138*	*.118*	*2.204*	*.354*	
M 4	0.70	21.00	4.50 x 3.40	6HX	**E305M4**	4.50	4.00	63.00	12.00	DIN 2174
		.826				*.177*	*.157*	*2.480*	*.472*	
M 5	0.80	25.00	6.00 x 4.90	6HX	**E305M5**	6.00	5.00	70.00	13.00	DIN 2174
		.984				*.236*	*.196*	*2.755*	*.511*	
M 6	1.00	30.00	6.00 x 4.90	6HX	**E305M6**	6.00	6.00	80.00	15.00	DIN 2174
		1.181				*.236*	*.236*	*3.149*	*.590*	
M 8	1.25	35.00	8.00 x 6.20	6HX	**E305M8**	8.00	8.00	90.00	18.00	DIN 2174
		1.377				*.315*	*.314*	*3.543*	*.708*	
M 10	1.50	39.00	10.00 x 8.00	6HX	**E305M10**	10.00	10.00	100.00	20.00	DIN 2174
		1.535				*.394*	*.393*	*3.937*	*.787*	

O5
L253
PHD/PHDX L247
Q1
Q35

CoroTap™ 400 forming tap

Thread form: Metric

THCHT	C
THBTP	1
ULDR	3.0
CNSC	0
SUBSTRATE	HSS-E
COATING	TiN

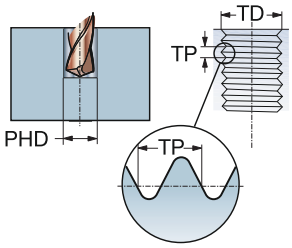

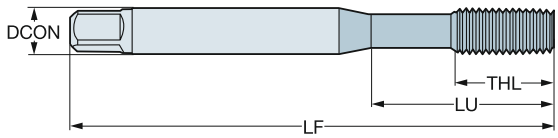

P M N S

TDZ	TP	LU	CZC_{MS}	TCTR	Ordering code	DCON	TD	LF	THL	BSG
						Dimensions, mm, inch				
M 3	0.50	18.00	3.50 x 2.70	6GX	**E309M3**	3.50	3.00	56.00	9.00	DIN 2174
		.708				*.138*	*.118*	*2.204*	*.354*	
M 3.5	0.60	20.00	4.00 x 3.00	6GX	**E309M3.5**	4.00	3.50	56.00	11.00	DIN 2174
		.787				*.157*	*.137*	*2.204*	*.433*	
M 4	0.70	21.00	4.50 x 3.40	6GX	**E309M4**	4.50	4.00	63.00	12.00	DIN 2174
		.826				*.177*	*.157*	*2.480*	*.472*	
M 5	0.80	25.00	6.00 x 4.90	6GX	**E309M5**	6.00	5.00	70.00	13.00	DIN 2174
		.984				*.236*	*.196*	*2.755*	*.511*	
M 6	1.00	30.00	6.00 x 4.90	6GX	**E309M6**	6.00	6.00	80.00	15.00	DIN 2174
		1.181				*.236*	*.236*	*3.149*	*.590*	
M 8	1.25	35.00	8.00 x 6.20	6GX	**E309M8**	8.00	8.00	90.00	18.00	DIN 2174
		1.377				*.315*	*.314*	*3.543*	*.708*	
M 10	1.50	39.00	10.00 x 8.00	6GX	**E309M10**	10.00	10.00	100.00	20.00	DIN 2174
		1.535				*.394*	*.393*	*3.937*	*.787*	
M 12	1.75	83.00	9.00 x 7.00	6GX	**E309M12**	9.00	12.00	110.00	23.00	DIN 2174
		3.267				*.354*	*.472*	*4.330*	*.905*	

O5 L253 PHD/PHDX L247 Q1 Q35

CoroTap™ 400 forming tap

Thread form: Metric

THCHT	E
THBTP	1
ULDR	3.0
CNSC	0
SUBSTRATE	HSS-E
COATING	TiN

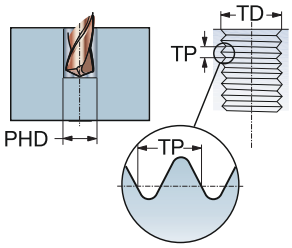

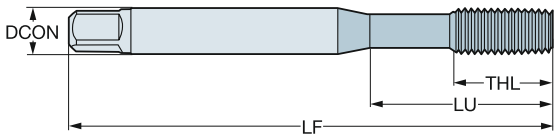

P M N S

TDZ	TP	LU	CZC_{MS}	TCTR	Ordering code	DCON	TD	LF	THL	BSG
						Dimensions, mm, inch				
M 3	0.50	18.00	3.50 x 2.70	6GX	**E310M3**	3.50	3.00	56.00	9.00	DIN 2174
		.708				*.138*	*.118*	*2.204*	*.354*	
M 4	0.70	21.00	4.50 x 3.40	6GX	**E310M4**	4.50	4.00	63.00	12.00	DIN 2174
		.826				*.177*	*.157*	*2.480*	*.472*	
M 5	0.80	25.00	6.00 x 4.90	6GX	**E310M5**	6.00	5.00	70.00	13.00	DIN 2174
		.984				*.236*	*.196*	*2.755*	*.511*	
M 6	1.00	30.00	6.00 x 4.90	6GX	**E310M6**	6.00	6.00	80.00	15.00	DIN 2174
		1.181				*.236*	*.236*	*3.149*	*.590*	
M 8	1.25	35.00	8.00 x 6.20	6GX	**E310M8**	8.00	8.00	90.00	18.00	DIN 2174
		1.377				*.315*	*.314*	*3.543*	*.708*	
M 10	1.50	39.00	10.00 x 8.00	6GX	**E310M10**	10.00	10.00	100.00	20.00	DIN 2174
		1.535				*.394*	*.393*	*3.937*	*.787*	

O5 L253 PHD/PHDX L247 Q1 Q35

CoroTap™ 400 forming tap

Thread form: Metric

THCHT	C
THBTP	1
ULDR	3.0
CNSC	0
SUBSTRATE	HM
COATING	TiCN

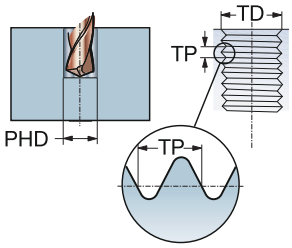

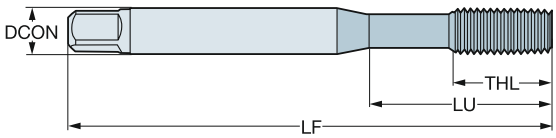

P M N S

TDZ	TP	LU	CZC_{MS}	TCTR	Ordering code	DCON	TD	LF	THL	BSG
						Dimensions, mm, inch				
M 3	0.50	10.00	3.50 x 2.70	6HX	**T115M3**	3.50	3.00	56.00	10.00	C-DIN 2174
		.393				*.138*	*.118*	*2.204*	*.393*	
M 4	0.70	13.00	4.50 x 3.40	6HX	**T115M4**	4.50	4.00	63.00	13.00	C-DIN 2174
		.511				*.177*	*.157*	*2.480*	*.511*	
M 5	0.80	16.00	6.00 x 4.90	6HX	**T115M5**	6.00	5.00	70.00	16.00	C-DIN 2174
		.629				*.236*	*.196*	*2.755*	*.629*	
M 6	1.00	30.00	6.00 x 4.90	6HX	**T115M6**	6.00	6.00	80.00	19.00	DIN 2174
		1.181				*.236*	*.236*	*3.149*	*.748*	
M 8	1.25	35.00	8.00 x 6.20	6HX	**T115M8**	8.00	8.00	90.00	22.00	DIN 2174
		1.377				*.315*	*.314*	*3.543*	*.866*	
M 10	1.50	39.00	10.00 x 8.00	6HX	**T115M10**	10.00	10.00	100.00	24.00	DIN 2174
		1.535				*.394*	*.393*	*3.937*	*.944*	

O5 L253 PHD/PHDX L247 Q1 Q35

CoroTap™ 400 forming tap

Thread form: Metric

THCHT	C
THBTP	1
ULDR	3.0
CNSC	1
SUBSTRATE	HM
COATING	TiCN

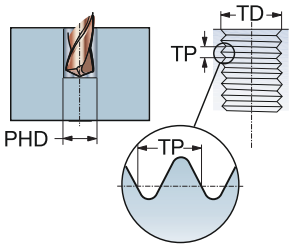

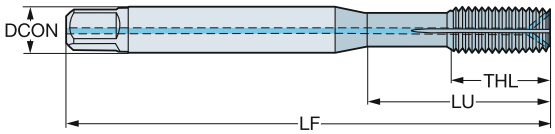

P M N S

TDZ	TP	LU	CZC_{MS}	TCTR	Ordering code	DCON	TD	LF	THL	BSG
						Dimensions, mm, inch				
M 5	0.80	16.00	6.00 x 4.90	6HX	**T116M5**	6.00	5.00	70.00	16.00	C-DIN 2174
		.629				*.236*	*.196*	*2.755*	*.629*	
M 6	1.00	30.00	6.00 x 4.90	6HX	**T116M6**	6.00	6.00	80.00	19.00	DIN 2174
		1.181				*.236*	*.236*	*3.149*	*.748*	
M 8	1.25	35.00	8.00 x 6.20	6HX	**T116M8**	8.00	8.00	90.00	22.00	DIN 2174
		1.377				*.315*	*.314*	*3.543*	*.866*	
M 10	1.50	39.00	10.00 x 8.00	6HX	**T116M10**	10.00	10.00	100.00	24.00	DIN 2174
		1.535				*.394*	*.393*	*3.937*	*.944*	
M 12	1.75	83.00	9.00 x 7.00	6HX	**T116M12**	9.00	12.00	110.00	23.00	DIN 2174
		3.267				*.354*	*.472*	*4.330*	*.905*	

O5 L253 PHD/PHDX L247 Q1 Q35

CoroTap™ 400 forming tap

Thread form: Metric

THCHT	C
THBTP	1
ULDR	2.5
CNSC	0
SUBSTRATE	HSS-PM

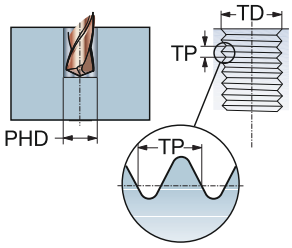

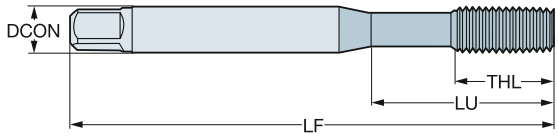

P N

TDZ	TP	LU	CZC_{MS}	TCTR	Ordering code	DCON	TD	LF	THL	BSG
						Dimensions, mm, inch				
M 2	0.40	8.00	2.50 x 2.00	6HX	**E090M2**	2.50	2.00	41.00	8.00	ISO 529
		.314				*.098*	*.078*	*1.614*	*.314*	
M 2.5	0.45	9.50	2.80 x 2.24	6HX	**E090M2.5**	2.80	2.50	44.50	9.50	ISO 529
		.374				*.110*	*.098*	*1.751*	*.374*	
M 3	0.50	12.50	3.15 x 2.50	6HX	**E090M3**	3.20	3.00	48.00	12.50	ISO 529
		.492				*.124*	*.118*	*1.889*	*.492*	
M 3.5	0.60	16.50	3.55 x 2.80	6HX	**E090M3.5**	3.60	3.50	50.00	16.50	ISO 529
		.649				*.140*	*.137*	*1.968*	*.649*	
M 4	0.70	17.00	4.00 x 3.15	6HX	**E090M4**	4.00	4.00	53.00	17.00	ISO 529
		.669				*.157*	*.157*	*2.086*	*.669*	
M 5	0.80	21.50	5.00 x 4.00	6HX	**E090M5**	5.00	5.00	58.00	11.00	ISO 529
		.846				*.197*	*.196*	*2.283*	*.433*	
M 6	1.00	26.00	6.30 x 5.00	6HX	**E090M6**	6.30	6.00	66.00	13.00	ISO 529
		1.023				*.248*	*.236*	*2.598*	*.511*	
M 8	1.25	29.40	8.00 x 6.30	6HX	**E090M8**	8.00	8.00	72.00	16.00	ISO 529
		1.157				*.315*	*.314*	*2.834*	*.629*	
M 10	1.50	33.50	10.00 x 8.00	6HX	**E090M10**	10.00	10.00	80.00	18.00	ISO 529
		1.318				*.394*	*.393*	*3.149*	*.708*	
M 12	1.75	62.00	9.00 x 7.10	6HX	**E090M12**	9.00	12.00	89.00	22.00	ISO 529
		2.440				*.354*	*.472*	*3.503*	*.866*	
M 16	2.00	59.00	12.50 x 10.00	6HX	**E090M16**	12.50	16.00	102.00	24.00	ISO 529
		2.322				*.492*	*.629*	*4.015*	*.944*	

O5 L253 PHD/PHDX L247 Q1 Q35

CoroTap™ 400 forming tap

Thread form: Metric

THCHT	C
THBTP	1
ULDR	2.5
CNSC	0
SUBSTRATE	HSS-PM
COATING	TiN

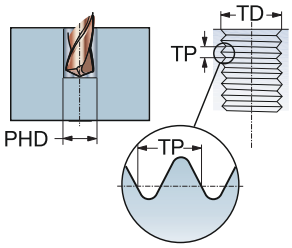

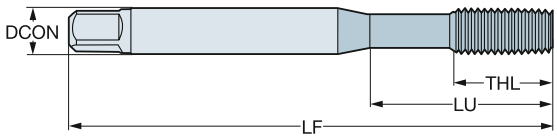

P M N S

						Dimensions, mm, inch				
TDZ	TP	LU	CZC_{MS}	TCTR	**Ordering code**	DCON	TD	LF	THL	BSG
M 2	0.40	8.00	2.50 x 2.00	6HX	**E091M2**	2.50	2.00	41.00	8.00	ISO 529
		.314				*.098*	*.078*	*1.614*	*.314*	
M 2.5	0.45	9.50	2.80 x 2.24	6HX	**E091M2.5**	2.80	2.50	44.50	9.50	ISO 529
		.374				*.110*	*.098*	*1.751*	*.374*	
M 3	0.50	12.50	3.15 x 2.50	6HX	**E091M3**	3.20	3.00	48.00	12.50	ISO 529
		.492				*.124*	*.118*	*1.889*	*.492*	
M 3.5	0.60	16.50	3.55 x 2.80	6HX	**E091M3.5**	3.60	3.50	50.00	16.50	ISO 529
		.649				*.140*	*.137*	*1.968*	*.649*	
M 4	0.70	17.00	4.00 x 3.15	6HX	**E091M4**	4.00	4.00	53.00	17.00	ISO 529
		.669				*.157*	*.157*	*2.086*	*.669*	
M 5	0.80	21.50	5.00 x 4.00	6HX	**E091M5**	5.00	5.00	58.00	11.00	ISO 529
		.846				*.197*	*.196*	*2.283*	*.433*	
M 6	1.00	26.00	6.30 x 5.00	6HX	**E091M6**	6.30	6.00	66.00	13.00	ISO 529
		1.023				*.248*	*.236*	*2.598*	*.511*	
M 8	1.25	29.40	8.00 x 6.30	6HX	**E091M8**	8.00	8.00	72.00	16.00	ISO 529
		1.157				*.315*	*.314*	*2.834*	*.629*	
M 10	1.50	33.50	10.00 x 8.00	6HX	**E091M10**	10.00	10.00	80.00	18.00	ISO 529
		1.318				*.394*	*.393*	*3.149*	*.708*	
M 12	1.75	62.00	9.00 x 7.10	6HX	**E091M12**	9.00	12.00	89.00	22.00	ISO 529
		2.440				*.354*	*.472*	*3.503*	*.866*	
M 16	2.00	59.00	12.50 x 10.00	6HX	**E091M16**	12.50	16.00	102.00	24.00	ISO 529
		2.322				*.492*	*.629*	*4.015*	*.944*	

O5 L253 PHD/PHDX L247 Q1 Q35

CoroTap™ 400 forming tap

Thread form: Metric

THCHT	C
THBTP	1
ULDR	2.5
CNSC	0
SUBSTRATE	HSS-PM
COATING	TiN

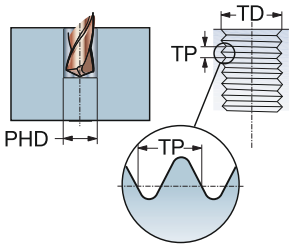

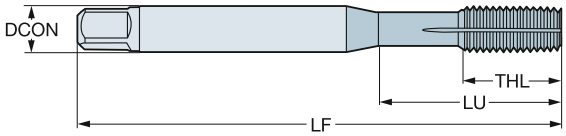

P M N S

TDZ	TP	LU	CZC_{MS}	TCTR	Ordering code	DCON	TD	LF	THL	BSG
						Dimensions, mm, inch				
M 3	0.50	12.50	3.15 x 2.50	6HX	**E096M3**	3.20	3.00	48.00	12.50	ISO 529
		.492				*.124*	*.118*	*1.889*	*.492*	
M 4	0.70	26.00	4.00 x 3.15	6HX	**E096M4**	4.00	4.00	53.00	17.00	ISO 529
		1.023				*.157*	*.157*	*2.086*	*.669*	
M 5	0.80	18.00	5.00 x 4.00	6HX	**E096M5**	5.00	5.00	58.00	11.00	ISO 529
		.708				*.197*	*.196*	*2.283*	*.433*	
M 6	1.00	22.00	6.30 x 5.00	6HX	**E096M6**	6.30	6.00	66.00	13.00	ISO 529
		.866				*.248*	*.236*	*2.598*	*.511*	
M 8	1.25	25.00	8.00 x 6.30	6HX	**E096M8**	8.00	8.00	72.00	16.00	ISO 529
		.984				*.315*	*.314*	*2.834*	*.629*	
M 10	1.50	29.00	10.00 x 8.00	6HX	**E096M10**	10.00	10.00	80.00	18.00	ISO 529
		1.141				*.394*	*.393*	*3.149*	*.708*	
M 12	1.75	62.00	9.00 x 7.10	6HX	**E096M12**	9.00	12.00	89.00	22.00	ISO 529
		2.440				*.354*	*.472*	*3.503*	*.866*	
M 16	2.00	59.00	12.50 x 10.00	6HX	**E096M16**	12.50	16.00	102.00	24.00	ISO 529
		2.322				*.492*	*.629*	*4.015*	*.944*	

O5 L253 PHD/PHDX L247 Q1 Q35

CoroTap™ 400 forming tap

Thread form: Metric

THCHT	C
THBTP	1
ULDR	2.5
CNSC	0
SUBSTRATE	HSS-PM
COATING	CrN

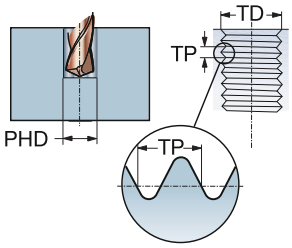

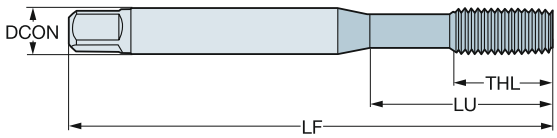

P M N S

TDZ	TP	LU	CZC_{MS}	TCTR	Ordering code	DCON	TD	LF	THL	BSG
						Dimensions, mm, inch				
M 2	0.40	8.00	2.50 x 2.00	6HX	**E097M2**	2.50	2.00	41.00	8.00	ISO 529
		.314				*.098*	*.078*	*1.614*	*.314*	
M 2.5	0.45	9.50	2.80 x 2.24	6HX	**E097M2.5**	2.80	2.50	44.50	9.50	ISO 529
		.374				*.110*	*.098*	*1.751*	*.374*	
M 3	0.50	12.50	3.15 x 2.50	6HX	**E097M3**	3.20	3.00	48.00	12.50	ISO 529
		.492				*.124*	*.118*	*1.889*	*.492*	
M 4	0.70	17.00	4.00 x 3.15	6HX	**E097M4**	4.00	4.00	53.00	17.00	ISO 529
		.669				*.157*	*.157*	*2.086*	*.669*	
M 5	0.80	21.50	5.00 x 4.00	6HX	**E097M5**	5.00	5.00	58.00	11.00	ISO 529
		.846				*.197*	*.196*	*2.283*	*.433*	
M 6	1.00	26.00	6.30 x 5.00	6HX	**E097M6**	6.30	6.00	66.00	13.00	ISO 529
		1.023				*.248*	*.236*	*2.598*	*.511*	
M 8	1.25	29.40	8.00 x 6.30	6HX	**E097M8**	8.00	8.00	72.00	16.00	ISO 529
		1.157				*.315*	*.314*	*2.834*	*.629*	
M 10	1.50	33.50	10.00 x 8.00	6HX	**E097M10**	10.00	10.00	80.00	18.00	ISO 529
		1.318				*.394*	*.393*	*3.149*	*.708*	
M 12	1.75	62.00	9.00 x 7.10	6HX	**E097M12**	9.00	12.00	89.00	22.00	ISO 529
		2.440				*.354*	*.472*	*3.503*	*.866*	
M 16	2.00	59.00	12.50 x 10.00	6HX	**E097M16**	12.50	16.00	102.00	24.00	ISO 529
		2.322				*.492*	*.629*	*4.015*	*.944*	

O5 L253 PHD/PHDX L247 Q1 Q35

CoroTap™ 400 forming tap

Thread form: Metric

THCHT	C
THBTP	1
ULDR	3.0
CNSC	1
SUBSTRATE	HSS-PM
COATING	TiN

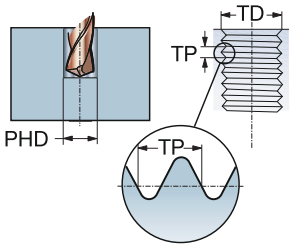

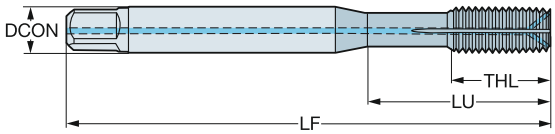

P M N S

TDZ	TP	LU	CZC_{MS}	TCTR	Ordering code	DCON	TD	LF	THL	BSG
						Dimensions, mm, inch				
M 4	0.70	17.50	4.00 x 3.15	6HX	**E099M4**	4.00	4.00	53.00	7.90	ISO 529
		.688				*.157*	*.157*	*2.086*	*.311*	
M 5	0.80	22.00	5.00 x 4.00	6HX	**E099M5**	5.00	5.00	58.00	11.00	ISO 529
		.866				*.197*	*.196*	*2.283*	*.433*	
M 6	1.00	26.00	6.30 x 5.00	6HX	**E099M6**	6.30	6.00	66.00	13.00	ISO 529
		1.023				*.248*	*.236*	*2.598*	*.511*	
M 8	1.25	29.00	8.00 x 6.30	6HX	**E099M8**	8.00	8.00	72.00	16.00	ISO 529
		1.141				*.315*	*.314*	*2.834*	*.629*	
M 10	1.50	34.00	10.00 x 8.00	6HX	**E099M10**	10.00	10.00	80.00	18.00	ISO 529
		1.338				*.394*	*.393*	*3.149*	*.708*	
M 12	1.75	62.00	9.00 x 7.10	6HX	**E099M12**	9.00	12.00	89.00	22.00	ISO 529
		2.440				*.354*	*.472*	*3.503*	*.866*	
M 16	2.00	59.00	12.50 x 10.00	6HX	**E099M16**	12.50	16.00	102.00	24.00	ISO 529
		2.322				*.492*	*.629*	*4.015*	*.944*	

O5 L253 PHD/PHDX L247 Q1 CNSC CXSC Q35

CoroTap™ 400 forming tap

Thread form: Metric

THCHT	C
THBTP	1
ULDR	2.5
CNSC	0
SUBSTRATE	HSS-PM

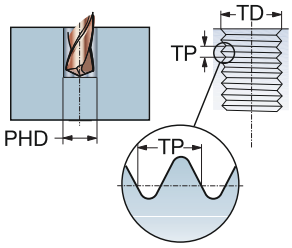

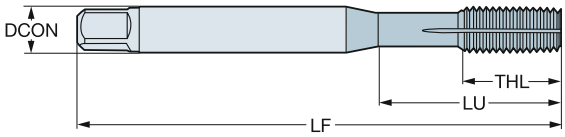

P N

TDZ	TP	LU	CZC_{MS}	TCTR	Ordering code	DCON	TD	LF	THL	BSG
						Dimensions, mm, inch				
M 3	0.50	20.00	.141 x .110	6HX	**E094M3**	3.60	3.00	50.80	17.00	ANSI
		.787				*.141*	*.118*	*2.000*	*.669*	
M 4	0.70	16.58	.168 x .131	6HX	**E094M4**	4.30	4.00	53.98	7.90	ANSI
		.652				*.168*	*.157*	*2.125*	*.311*	
M 5	0.80	21.42	.194 x .152	6HX	**E094M5**	4.90	5.00	60.33	12.70	ANSI
		.843				*.194*	*.196*	*2.375*	*.500*	
M 6	1.00	25.59	.255 x .191	6HX	**E094M6**	6.50	6.00	63.50	15.30	ANSI
		1.007				*.255*	*.236*	*2.500*	*.602*	
M 8	1.25	30.20	.318 x .238	6HX	**E094M8**	8.10	8.00	69.06	18.20	ANSI
		1.189				*.318*	*.314*	*2.718*	*.716*	
M 10	1.50	32.80	.381 x .286	6HX	**E094M10**	9.70	10.00	74.61	19.10	ANSI
		1.291				*.381*	*.393*	*2.937*	*.751*	

O5 L253 PHD/PHDX L247 Q1 Q35

CoroTap™ 400 forming tap

Thread form: Metric

THCHT	C
THBTP	1
ULDR	3.0
CNSC	0
SUBSTRATE	HSS-PM
COATING	TiN

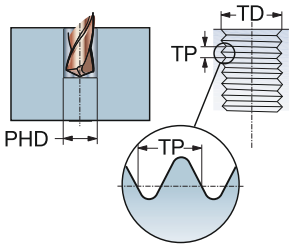

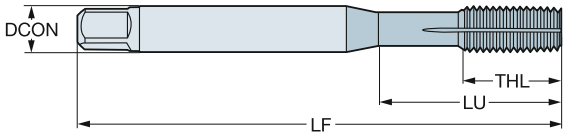

P M N S

TDZ	TP	LU	CZC_{MS}	TCTR	Ordering code	DCON	TD	LF	THL	BSG
						Dimensions, mm, inch				
M 3	0.50	18.81	.141 x .110	6H	E890M3	3.60	3.00	56.00	18.80	DIN/ANSI
		.740				*.141*	*.118*	*2.204*	*.740*	
M 4	0.70	16.58	.168 x .131	6H	E890M4	4.30	4.00	63.00	16.51	DIN/ANSI
		.652				*.168*	*.157*	*2.480*	*.650*	
M 5	0.80	21.42	.194 x .152	6H	E890M5	4.90	5.00	70.00	19.30	DIN/ANSI
		.843				*.194*	*.196*	*2.755*	*.760*	
M 6	1.00	25.59	.255 x .191	6H	E890M6	6.50	6.00	80.00	15.01	DIN/ANSI
		1.007				*.255*	*.236*	*3.149*	*.590*	
M 8	1.25	30.20	.318 x .238	6H	E890M8	8.10	8.00	90.00	18.00	DIN/ANSI
		1.189				*.318*	*.314*	*3.543*	*.709*	
M 10	1.50	32.80	.381 x .286	6H	E890M10	9.70	10.00	100.00	19.98	DIN/ANSI
		1.291				*.381*	*.393*	*3.937*	*.787*	
M 12	1.75	87.00	.367 x .275	6H	E890M12	9.30	12.00	110.00	23.01	DIN/ANSI
		3.425				*.367*	*.472*	*4.330*	*.905*	
M 16	2.00	72.00	.480 x .360	6H	E890M16	12.20	16.00	110.00	23.01	DIN/ANSI
		2.834				*.480*	*.629*	*4.330*	*.905*	
M 18	2.50	87.00	.542 x .406	6H	E890M18	13.80	18.00	125.00	29.99	DIN/ANSI
		3.425				*.542*	*.708*	*4.921*	*1.180*	
M 20	2.50	102.00	.652 x .489	6H	E890M20	16.60	20.00	140.00	35.99	DIN/ANSI
		4.015				*.652*	*.787*	*5.511*	*1.417*	

O5 L253 PHD/PHDX L247 Q1 Q35

CoroTap™ 400 forming tap

Thread form: Metric fine

THCHT	C
THBTP	1
ULDR	3.0
CNSC	0
SUBSTRATE	HSS-E
COATING	TiN

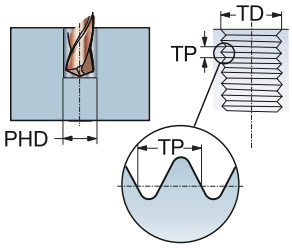

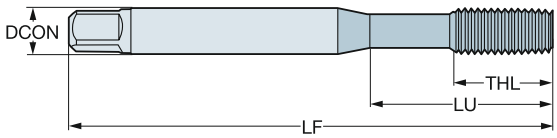

P M N S

TDZ	TP	LU	CZC_{MS}	TCTR	Ordering code	DCON	TD	LF	THL	BSG
						Dimensions, mm, inch				
MF 5x0.5	0.50	25.00	6.00 x 4.90	6HX	**E317M5X0.5**	6.00	5.00	70.00	13.00	DIN 2174
		.984				*.236*	*.196*	*2.755*	*.511*	
MF 6x0.75	0.75	30.00	6.00 x 4.90	6HX	**E317M6X0.75**	6.00	6.00	80.00	15.00	DIN 2174
		1.181				*.236*	*.236*	*3.149*	*.590*	
MF 7x0.75	0.75	30.00	7.00 x 5.50	6HX	**E317M7X0.75**	7.00	7.00	80.00	15.00	DIN 2174
		1.181				*.276*	*.275*	*3.149*	*.590*	
MF 8x0.75	0.75	57.00	6.00 x 4.90	6HX	**E317M8X.75**	6.00	8.00	80.00	18.00	DIN 2174
		2.244				*.236*	*.314*	*3.149*	*.708*	
MF 8x1	1.00	67.00	6.00 x 4.90	6HX	**E317M8X1**	6.00	8.00	90.00	18.00	DIN 2174
		2.637				*.236*	*.314*	*3.543*	*.708*	
MF 10x1	1.00	75.00	7.00 x 5.50	6HX	**E317M10X1**	7.00	10.00	100.00	20.00	DIN 2174
		2.952				*.276*	*.393*	*3.937*	*.787*	
MF 10x1.25	1.25	75.00	7.00 x 5.50	6HX	**E317M10X1.25**	7.00	10.00	100.00	20.00	DIN 2174
		2.952				*.276*	*.393*	*3.937*	*.787*	
MF 12x1	1.00	73.00	9.00 x 7.00	6HX	**E317M12X1**	9.00	12.00	100.00	23.00	DIN 2174
		2.874				*.354*	*.472*	*3.937*	*.905*	
MF 12x1.25	1.25	73.00	9.00 x 7.00	6HX	**E317M12X1.25**	9.00	12.00	100.00	23.00	DIN 2174
		2.874				*.354*	*.472*	*3.937*	*.905*	
MF 12x1.5	1.50	73.00	9.00 x 7.00	6HX	**E317M12X1.5**	9.00	12.00	100.00	23.00	DIN 2174
		2.874				*.354*	*.472*	*3.937*	*.905*	
MF 14x1	1.00	71.00	11.00 x 9.00	6HX	**E317M14X1**	11.00	14.00	100.00	21.00	DIN 2174
		2.795				*.433*	*.551*	*3.937*	*.826*	
MF 14x1.25	1.25	71.00	11.00 x 9.00	6HX	**E317M14X1.25**	11.00	14.00	100.00	21.00	DIN 2174
		2.795				*.433*	*.551*	*3.937*	*.826*	
MF 14x1.5	1.50	71.00	11.00 x 9.00	6HX	**E317M14X1.5**	11.00	14.00	100.00	21.00	DIN 2174
		2.795				*.433*	*.551*	*3.937*	*.826*	
MF 16x1.5	1.50	58.00	12.00 x 9.00	6HX	**E317M16X1.5**	12.00	16.00	100.00	21.00	DIN 2174
		2.283				*.472*	*.629*	*3.937*	*.826*	

O5 L253 PHD/PHDX L247 Q1 Q35

CoroTap™ 400 forming tap

Thread form: Metric fine

THCHT	C
THBTP	1
ULDR	3.0
CNSC	0
SUBSTRATE	HSS-PM
COATING	TiN

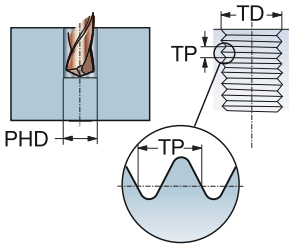

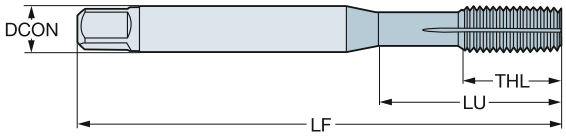

P M N S

TDZ	TP	LU	CZC_{MS}	TCTR	Ordering code	DCON	TD	LF	THL	BSG
						Dimensions, mm, inch				
MF 10x1.25	1.25	36.61	.381 x .286	6H	**E891M10X1.25**	9.70	10.00	100.00	19.98	DIN/ANSI
		1.441				*.381*	*.393*	*3.937*	*.787*	
MF 12x1.5	1.50	87.00	.367 x .275	6H	**E891M12X1.5**	9.30	12.00	110.00	23.01	DIN/ANSI
		3.425				*.367*	*.472*	*4.330*	*.905*	

O5 L253 PHD/PHDX L247 Q1 Q35

CoroTap™ 400 forming tap

Thread form: UNC

THCHT	C
THBTP	1
ULDR	2.5
CNSC	0
SUBSTRATE	HSS

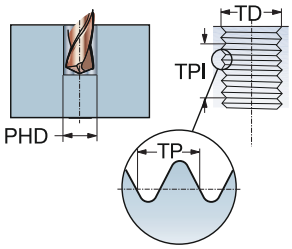

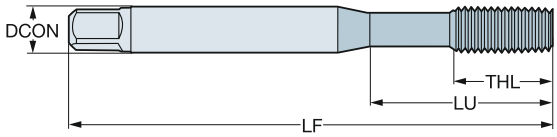

P N

TDZ	TPI	LU	CZC_{MS}	TCTR	Ordering code	DCON	TD	LF	THL	BSG
						Dimensions, mm, inch				
UNC #4-40	40.0	15.50	3.15 x 2.50	2BX	**E5234-40BRIGHT**	3.20	2.84	48.00	15.50	ISO 529
		.610				*.124*	*.112*	*1.889*	*.610*	
UNC #6-32	32.0	17.60	3.55 x 2.80	2BX	**E5236-32BRIGHT**	3.60	3.51	50.00	17.60	ISO 529
		.692				*.140*	*.137*	*1.968*	*.692*	
UNC #8-32	32.0	18.00	4.50 x 3.55	2BX	**E5238-32BRIGHT**	4.50	4.17	53.00	9.50	ISO 529
		.708				*.177*	*.164*	*2.086*	*.374*	
UNC #10-24	24.0	20.00	5.00 x 4.00	2BX	**E52310-24BRIGHT**	5.00	4.83	58.00	11.20	ISO 529
		.787				*.197*	*.190*	*2.283*	*.440*	
UNC 1/4-20	20.0	26.00	6.30 x 5.00	2BX	**E5231/4BRIGHT**	6.30	6.35	66.00	13.20	ISO 529
		1.023				*.248*	*.250*	*2.598*	*.519*	
UNC 5/16-18	18.0	29.00	8.00 x 6.30	2BX	**E5235/16BRIGHT**	8.00	7.94	72.00	16.30	ISO 529
		1.141				*.315*	*.312*	*2.834*	*.641*	
UNC 3/8-16	16.0	32.00	10.00 x 8.00	2BX	**E5233/8BRIGHT**	10.00	9.53	80.00	18.10	ISO 529
		1.259				*.394*	*.375*	*3.149*	*.712*	

O5
L253
PHD/PHDX L247
Q1
CNSC CXSC Q35

CoroTap™ 400 forming tap

Thread form: UNC

THCHT	C
THBTP	1
ULDR	2.5
CNSC	0
SUBSTRATE	HSS
COATING	CrN

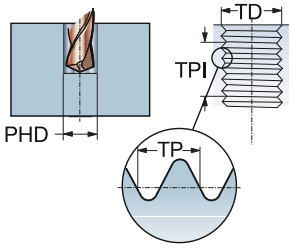

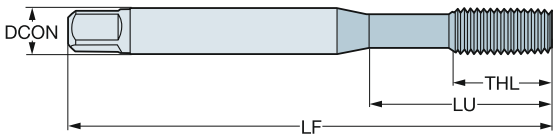

P M N S

TDZ	TPI	LU	CZC_{MS}	TCTR	Ordering code	DCON	TD	LF	THL	BSG
						Dimensions, mm, inch				
UNC #4-40	40.0	15.50	3.15 x 2.50	2BX	**E5964-40**	3.20	2.84	48.00	15.50	ISO 529
		.610				*.124*	*.112*	*1.889*	*.610*	
UNC #6-32	32.0	17.60	3.55 x 2.80	2BX	**E5966-32**	3.60	3.51	50.00	17.60	ISO 529
		.692				*.140*	*.137*	*1.968*	*.692*	
UNC #8-32	32.0	18.00	4.50 x 3.55	2BX	**E5968-32**	4.50	4.17	53.00	9.50	ISO 529
		.708				*.177*	*.164*	*2.086*	*.374*	
UNC #10-24	24.0	20.00	5.00 x 4.00	2BX	**E59610-24**	5.00	4.83	58.00	11.20	ISO 529
		.787				*.197*	*.190*	*2.283*	*.440*	
UNC 1/4-20	20.0	26.00	6.30 x 5.00	2BX	**E5961/4**	6.30	6.35	66.00	13.20	ISO 529
		1.023				*.248*	*.250*	*2.598*	*.519*	
UNC 5/16-18	18.0	29.00	8.00 x 6.30	2BX	**E5965/16**	8.00	7.94	72.00	16.30	ISO 529
		1.141				*.315*	*.312*	*2.834*	*.641*	
UNC 3/8-16	16.0	32.00	10.00 x 8.00	2BX	**E5963/8**	10.00	9.53	80.00	18.10	ISO 529
		1.259				*.394*	*.375*	*3.149*	*.712*	

O5 L253 PHD/PHDX L247 Q1 Q35

CoroTap™ 400 forming tap

Thread form: UNC

THCHT	C
THBTP	1
ULDR	2.5
CNSC	0
SUBSTRATE	HSS-PM

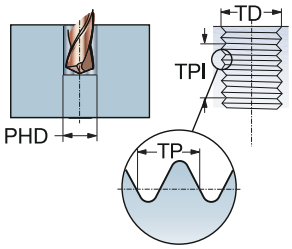

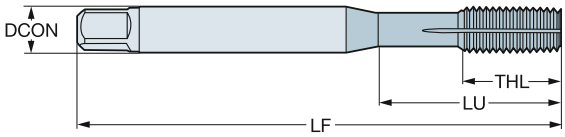

P N

TDZ	TPI	LU	CZC_{MS}	TCTR	Ordering code	DCON	TD	LF	THL	BSG
						Dimensions, mm, inch				
UNC #4-40	40.0	15.47	.141 x .110	2B	**E0644-40**	3.60	2.84	47.63	16.50	ANSI
		.609				*.141*	*.112*	*1.875*	*.649*	
UNC #6-32	32.0	15.08	.141 x .110	2B	**E0646-32**	3.60	3.51	50.80	7.90	ANSI
		.593				*.141*	*.137*	*2.000*	*.311*	
UNC #8-32	32.0	16.58	.168 x .131	2B	**E0648-32**	4.30	4.17	53.98	7.90	ANSI
		.652				*.168*	*.164*	*2.125*	*.311*	
UNC #10-24	24.0	21.42	.194 x .152	2B	**E06410-24**	4.90	4.83	60.33	12.70	ANSI
		.843				*.194*	*.190*	*2.375*	*.500*	
UNC #12-24	24.0	22.47	.220 x .165	2B	**E06412-24**	5.60	5.49	60.33	12.70	ANSI
		.884				*.220*	*.215*	*2.375*	*.500*	
UNC 1/4-20	20.0	25.59	.255 x .191	2B	**E0641/4**	6.50	6.35	63.50	15.30	ANSI
		1.007				*.255*	*.250*	*2.500*	*.602*	
UNC 5/16-18	18.0	30.20	.318 x .238	2B	**E0645/16**	8.10	7.94	69.06	18.20	ANSI
		1.189				*.318*	*.312*	*2.718*	*.716*	
UNC 3/8-16	16.0	32.80	.381 x .286	2B	**E0643/8**	9.70	9.53	74.61	19.10	ANSI
		1.291				*.381*	*.375*	*2.937*	*.751*	

O5 L253 PHD/PHDX L247 Q1 Q35

CoroTap™ 400 forming tap

Thread form: UNC

THCHT	C
THBTP	1
ULDR	3.0
CNSC	0
SUBSTRATE	HSS-PM
COATING	TiN

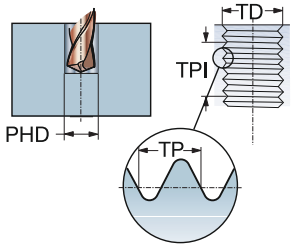

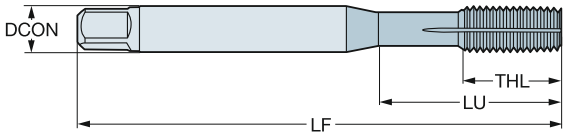

P M N S

TDZ	TPI	LU	CZC_{MS}	TCTR	Ordering code	DCON	TD	LF	THL	BSG
						Dimensions, mm, inch				
UNC #4-40	40.0	15.47	.141 x .110	2B	E8924-40	3.60	2.84	56.00	10.99	DIN/ANSI
		.609				*.141*	*.112*	*2.204*	*.432*	
UNC #6-32	32.0	15.08	.141 x .110	2B	E8926-32	3.60	3.51	56.00	12.95	DIN/ANSI
		.593				*.141*	*.137*	*2.204*	*.510*	
UNC #8-32	32.0	16.58	.168 x .131	2B	E8928-32	4.30	4.17	63.00	16.51	DIN/ANSI
		.652				*.168*	*.164*	*2.480*	*.650*	
UNC #10-24	24.0	21.42	.194 x .152	2B	E89210-24	4.90	4.83	70.00	19.30	DIN/ANSI
		.843				*.194*	*.190*	*2.755*	*.760*	
UNC #12-24	24.0	25.55	.220 x .165	2B	E89212-24	5.60	5.49	80.00	15.01	DIN/ANSI
		1.005				*.220*	*.215*	*3.149*	*.590*	
UNC 1/4-20	20.0	25.59	.255 x .191	2B	E8921/4	6.50	6.35	80.00	15.01	DIN/ANSI
		1.007				*.255*	*.250*	*3.149*	*.590*	
UNC 5/16-18	18.0	30.20	.318 x .238	2B	E8925/16	8.10	7.94	90.00	18.00	DIN/ANSI
		1.189				*.318*	*.312*	*3.543*	*.709*	
UNC 3/8-16	16.0	32.80	.381 x .286	2B	E8923/8	9.70	9.53	100.00	19.98	DIN/ANSI
		1.291				*.381*	*.375*	*3.937*	*.787*	
UNC 7/16-14	14.0	72.60	.323 x .242	2B	E8927/16	8.20	11.11	100.00	19.98	DIN/ANSI
		2.858				*.323*	*.437*	*3.937*	*.787*	
UNC 1/2-13	13.0	81.80	.367 x .275	2B	E8921/2	9.30	12.70	110.00	23.01	DIN/ANSI
		3.220				*.367*	*.500*	*4.330*	*.905*	
UNC 5/8-11	11.0	65.80	.480 x .360	2B	E8925/8	12.20	15.88	110.00	23.01	DIN/ANSI
		2.590				*.480*	*.625*	*4.330*	*.905*	
UNC 3/4-10	10.0	77.50	.590 x .442	2B	E8923/4	15.00	19.05	125.00	29.99	DIN/ANSI
		3.051				*.590*	*.750*	*4.921*	*1.180*	
UNC 7/8-9	9.0	90.90	.697 x .523	2B	E8927/8-9	17.70	22.23	140.00	33.99	DIN/ANSI
		3.578				*.697*	*.875*	*5.511*	*1.338*	
UNC 1"-8	8.0	95.40	.800 x .600	2B	E8921	20.30	25.40	160.00	38.00	DIN/ANSI
		3.755				*.800*	*1.000*	*6.299*	*1.496*	

O5 L253 PHD/PHDX L247 Q1 Q35

CoroTap™ 400 forming tap

Thread form: UNF

THCHT	C
THBTP	1
ULDR	2.5
CNSC	0
SUBSTRATE	HSS

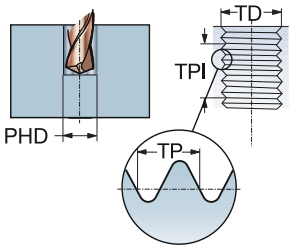

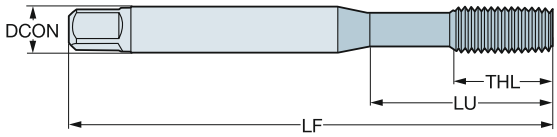

P N

TDZ	TPI	LU	CZC_{MS}	TCTR	Ordering code	DCON	TD	LF	THL	BSG
						Dimensions, mm, inch				
UNF #10-32	32.0	20.00	5.00 x 4.00	2BX	**E53010-32BRIGHT**	5.00	4.83	58.00	11.20	ISO 529
		.787				*.197*	*.190*	*2.283*	*.440*	
UNF 1/4-28	28.0	26.00	6.30 x 5.00	2BX	**E5301/4BRIGHT**	6.30	6.35	66.00	13.20	ISO 529
		1.023				*.248*	*.250*	*2.598*	*.519*	
UNF 5/16-24	24.0	29.00	8.00 x 6.30	2BX	**E5305/16BRIGHT**	8.00	7.94	72.00	16.30	ISO 529
		1.141				*.315*	*.312*	*2.834*	*.641*	
UNF 3/8-24	24.0	32.00	10.00 x 8.00	2BX	**E5303/8BRIGHT**	10.00	9.53	80.00	18.10	ISO 529
		1.259				*.394*	*.375*	*3.149*	*.712*	
UNF 7/16-20	20.0	61.00	8.00 x 6.30	2BX	**E5307/16BRIGHT**	8.00	11.11	85.00	19.50	ISO 529
		2.401				*.315*	*.437*	*3.346*	*.767*	

O5 L253 PHD/PHDX L247 Q1 Q35

CoroTap™ 400 forming tap

Thread form: UNF

THCHT	C
THBTP	1
ULDR	2.5
CNSC	0
SUBSTRATE	HSS-PM

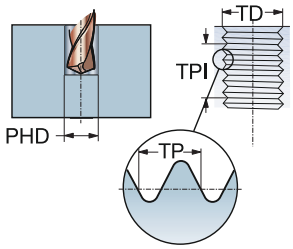

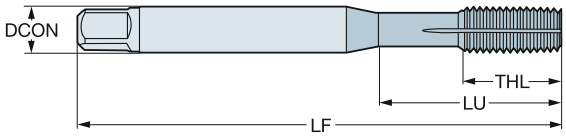

P N

TDZ	TPI	LU	CZC_{MS}	TCTR	Ordering code	DCON	TD	LF	THL	BSG
						Dimensions, mm, inch				
UNF #10-32	32.0	21.42	.194 x .152	2B	**E07410-32**	4.90	4.83	60.33	12.70	ANSI
		.843				*.194*	*.190*	*2.375*	*.500*	
UNF 1/4-28	28.0	25.59	.255 x .191	2B	**E0741/4**	6.50	6.35	63.50	15.30	ANSI
		1.007				*.255*	*.250*	*2.500*	*.602*	
UNF 5/16-24	24.0	30.20	.318 x .238	2B	**E0745/16**	8.10	7.94	69.06	18.20	ANSI
		1.189				*.318*	*.312*	*2.718*	*.716*	
UNF 3/8-24	24.0	32.80	.381 x .286	2B	**E0743/8**	9.70	9.53	74.61	19.10	ANSI
		1.291				*.381*	*.375*	*2.937*	*.751*	

O5 L253 PHD/PHDX L247 Q1 CNSC CXSC Q35

CoroTap™ 400 forming tap

Thread form: UNF

THCHT	C
THBTP	1
ULDR	3.0
CNSC	0
SUBSTRATE	HSS-PM
COATING	TiN

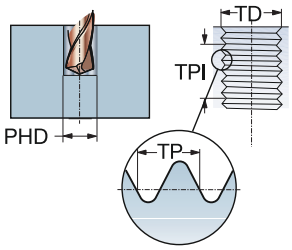

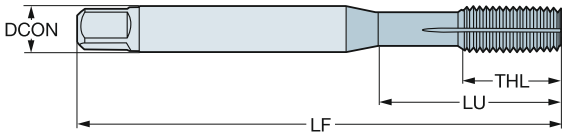

P M N S

TDZ	TPI	LU	CZC_{MS}	TCTR	Ordering code	DCON	TD	LF	THL	BSG
						Dimensions, mm, inch				
UNF #10-32	32.0	21.42	.194 x .152	2B	**E89310-32**	4.90	4.83	70.00	19.30	DIN/ANSI
		.843				*.194*	*.190*	*2.755*	*.760*	
UNF 1/4-28	28.0	25.59	.255 x .191	2B	**E8931/4**	6.50	6.35	80.00	15.01	DIN/ANSI
		1.007				*.255*	*.250*	*3.149*	*.590*	
UNF 5/16-24	24.0	30.20	.318 x .238	2B	**E8935/16**	8.10	7.94	90.00	18.00	DIN/ANSI
		1.189				*.318*	*.312*	*3.543*	*.709*	
UNF 3/8-24	24.0	32.80	.381 x .286	2B	**E8933/8**	9.70	9.53	100.00	19.98	DIN/ANSI
		1.291				*.381*	*.375*	*3.937*	*.787*	
UNF 7/16-20	20.0	72.60	.323 x .242	2B	**E8937/16**	8.20	11.11	100.00	19.98	DIN/ANSI
		2.858				*.323*	*.437*	*3.937*	*.787*	
UNF 1/2-20	20.0	81.80	.367 x .275	2B	**E8931/2**	9.30	12.70	110.00	23.01	DIN/ANSI
		3.220				*.367*	*.500*	*4.330*	*.905*	
UNF 5/8-18	18.0	65.80	.480 x .360	2B	**E8935/8**	12.20	15.88	110.00	23.01	DIN/ANSI
		2.590				*.480*	*.625*	*4.330*	*.905*	
UNF 3/4-16	16.0	77.50	.590 x .442	2B	**E8933/4**	15.00	19.05	125.00	29.99	DIN/ANSI
		3.051				*.590*	*.750*	*4.921*	*1.180*	
UNF 1"-12	12.0	95.40	.800 x .600	2B	**E8931**	20.30	25.40	160.00	35.99	DIN/ANSI
		3.755				*.800*	*1.000*	*6.299*	*1.417*	

O5 L253 PHD/PHDX L247 Q1 Q35

CoroTap™ 400 forming tap

Thread form: EGM

THCHT	C
THBTP	1
ULDR	3.0
CNSC	0
SUBSTRATE	HSS-E
COATING	TiN

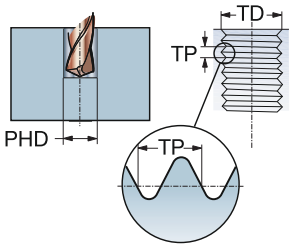

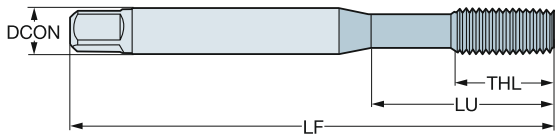

P M N S

TDZ	TP	LU	CZC_{MS}	TCTR	Ordering code	DCON	TD	LF	THL	BSG
						Dimensions, mm, inch				
EGM 3	0.50	21.00	4.50 x 3.40	6HMOD	**E323M3**	4.50	3.65	63.00	12.00	DIN 40435
		.826				*.177*	*.143*	*2.480*	*.472*	
EGM 4	0.70	25.00	6.00 x 4.90	6HMOD	**E323M4**	6.00	4.91	70.00	13.00	DIN 40435
		.984				*.236*	*.193*	*2.755*	*.511*	
EGM 5	0.80	30.00	6.00 x 4.90	6HMOD	**E323M5**	6.00	6.04	80.00	15.00	DIN 40435
		1.181				*.236*	*.237*	*3.149*	*.590*	
EGM 6	1.00	35.00	8.00 x 6.20	6HMOD	**E323M6**	8.00	7.30	90.00	18.00	DIN 40435
		1.377				*.315*	*.287*	*3.543*	*.708*	
EGM 8	1.25	39.00	10.00 x 8.00	6HMOD	**E323M8**	10.00	9.62	100.00	20.00	DIN 40435
		1.535				*.394*	*.378*	*3.937*	*.787*	
EGM 10	1.50	73.00	9.00 x 7.00	6HMOD	**E323M10**	9.00	11.95	100.00	21.00	DIN 40435
		2.874				*.354*	*.470*	*3.937*	*.826*	
EGM 12	1.75	81.00	11.00 x 9.00	6HMOD	**E323M12**	11.00	14.27	110.00	25.00	DIN 40435
		3.188				*.433*	*.561*	*4.330*	*.984*	

O5 L253 PHD/PHDX L247 Q1 Q35

Taps

Material

HM	HSS	HSS-E	HSS-PM	HSS-E-PM
Carbide	High Speed Steel	High Speed Cobalt	High Speed Powder Steel	HSS-E powder metallurgy steel

Grade/Coating

C110/B110	Cool Top	Smooth Top	ST/C145/B145	TiCN
Optimal combination of high hardness and abrasive wear	Optimal combination of high hardness and abrasive wear	Low friction coefficient minimise material adhesion to the cutting edge	Steam tempered, for protection and prevention of the build-up edge	Titanium Carbon Nitride

CrN	TiN	N	-/C150/B150	D115
Chromium Nitride	Titanium Nitride	Nitrited	Uncoated, for reduced adherence in soft materials	Wear resistant grade with low friction

Hole Type

Through hole



Blind hole



Through or blind hole



GENERAL HINTS ON TAPPING

The success of any tapping operation depends on a number of factors that affect the quality of the finished product. For success of your operation, keep the following tips in mind:

1. Select the correct design of tap for the component material and type of hole, i.e. through- or blind, from the Materials Classification chart.
2. Ensure that the component is securely clamped - lateral movement may cause tap breakage or poor quality threads.
3. Select the correct size of drill from the relevant catalogue page. Remember that the drill sizes for forming taps are different. Wrong choice or bad drilling conditions can cause work hardening of the work piece material that reduces the performance of the tap.
4. Select the correct cutting speed as shown on the catalogue product page and in the Guided product search.
5. Use appropriate cutting fluid for correct application.
6. Ensure smooth entry of the tap into the hole, as an uneven feed may cause `bell mouthing´.

Threading chamfer type

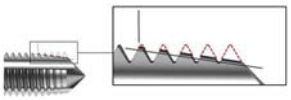

Chamfer type B=3.5 – 5 × threads

Long chamfer:

High torque
Best surface quality
Thin chips
Low pressure at the chamfer
Longer tool life
Most common for spiral point tap

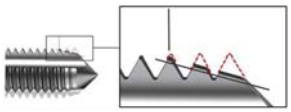

Chamfer type C=2 –3.5 × threads

Medium chamfer:

Low torque
Good surface quality
Normal thick chips
Normal pressure at the chamfer
Normal tool life
Most common design
Standard chamfer for blind holes
Most common for spiral-flute tap

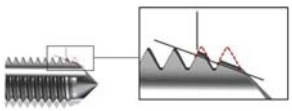

Chamfer type E=1.5 – 2 × threads

Short chamfer:

Low torque
Good surface quality
Thick chips
High pressure at the chamfer
Shorter tool life
Extreme design
To use when there is not much clearance in the bottom of the hole

What is thread height in %?

Example applies to ISO & UTS standard - 60° threads

Thread height in % is the ratio between actual height and maximum height of the internal thread

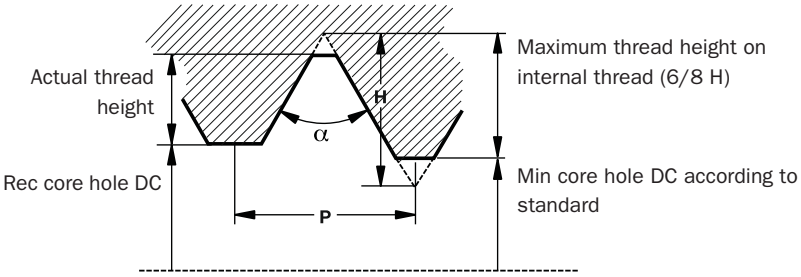

Example, M8×1.25

Maximum thread height according to standard is 6/8 H.
H = 0.866 × P
(H = Basic triangle height)
(P = thread pitch)

Maximum thread height is:
6/8 * (0.866 × 1, 25) = 0.811 mm
Actual thread height at a core hole of DC 6.9 mm:
(8 - 6,9) / 2 = 0.55 mm
Thread height is then (0.55 / 0.81) × 100 = 68%

CUTTING TAPS CLASSES 2B & 3B: UNIFIED INCH SCREW THREADS

	TPI		Tap limits	
Size	**UNC**	**UNF**	**Class 2B**	**Class 3B**
0		80	H2	H1
1	64		H2	H1
1		72	H2	H1
2	56		H2	H1
2		64	H2	H1
3	48		H2	H1
3		56	H2	H1
4	40		H2	H2
4		48	H2	H1
5	40		H2	H2
5		44	H2	H1
6	32		H3	H2
6		40	H2	H2
8	32		H3	H2
8		36	H2	H2
10	24		H3	H3
10		32	H3	H2
12	24		H3	H3
12		28	H3	H3
1/4	20		H5	H3
1/4		28	H4	H3
5/16	18		H5	H3
5/16		24	H4	H3
3/8	16		H5	H3

	TPI		Tap limits	
Size	**UNC**	**UNF**	**Class 2B**	**Class 3B**
3/8		24	H4	H3
7/16	14		H5	H3
7/16		20	H5	H3
1/2	13		H5	H3
1/2		20	H5	H3
9/16	12		H5	H3
9/16		18	H5	H3
5/8	11		H5	H3
5/8		18	H5	H3
3/4	10		H5	H5
3/4		16	H5	H3
7/8	9		H6	H4
7/8		14	H6	H4
1"	8		H6	H4
1"		12	H6	H4
1.1/8	7		H8	H4
1.1/8		12	H6	H4
1.1/4	7		H8	H4
1.1/4		12	H6	H4
1.3/8	6		H8	H4
1.3/8		12	H6	H4
1.1/2	6		H8	H4
1.1/2		12	H6	H4

Hole size recommendations

Hole diameter guide

This guide gives recommendations for choosing the right diameter for holes to be tapped.

Type of drill and working material determine what hole diameter to choose.

Note that the hole diameter can differ from the drill size, depending on the tolerance of the drill. For best hole size accuracy, use a high-tech solid carbide drill with a tight tolerance level. This makes it possible to choose a drill that is closer to the PHDX value presented in this guide.

In exceptional cases, such as tapping in very tough material, a larger hole diameter than PHDX can be selected for increased tool life. Thread strength can still be adequate, but the thread is outside the standard tolerance.

For more technical information, see www.sandvik.coromant.com

M

DIN 13			Metric		Inch	
TDZ		TP	PHD	PHDX	PHD	PHDX *5H/6H
M 1*	x	0,25	0,75	0,785	0,0295	0,0309
M 1,1*	x	0,25	0,85	0,885	0,0335	0,0348
M 1,2*	x	0,25	0,95	0,985	0,0374	0,0388
M 1,4*	x	0,30	1,10	1,142	0,0433	0,0450
M 1,6	x	0,35	1,25	1,321	0,0492	0,0520
M 1,8	x	0,35	1,45	1,521	0,0571	0,0599
M 2	x	0,40	1,60	1,679	0,0630	0,0661
M 2,2	x	0,45	1,75	1,838	0,0689	0,0724
M 2,3	x	0,40	1,85	1,938	0,0728	0,0763
M 2,5	x	0,45	2,05	2,138	0,0807	0,0842
M 2,6	x	0,45	2,15	2,238	0,0846	0,0881
M 3	x	0,50	2,50	2,599	0,0984	0,1023
M 3,5	x	0,60	2,90	3,010	0,1142	0,1185
M 4	x	0,70	3,30	3,422	0,1299	0,1347
M 4,5	x	0,75	3,70	3,878	0,1457	0,1527
M 5	x	0,80	4,20	4,334	0,1654	0,1706
M 6	x	1,00	5,00	5,153	0,1969	0,2029
M 7	x	1,00	6,00	6,153	0,2362	0,2422
M 8	x	1,25	6,80	6,912	0,2677	0,2721
M 9	x	1,25	7,80	7,912	0,3071	0,3115
M 10	x	1,50	8,50	8,676	0,3346	0,3416
M 11	x	1,50	9,50	9,676	0,3740	0,3809
M 12	x	1,75	10,20	10,441	0,4016	0,4111
M 14	x	2,00	12,00	12,210	0,4724	0,4807
M 16	x	2,00	14,00	14,210	0,5512	0,5594
M 18	x	2,50	15,50	15,744	0,6102	0,6198
M 20	x	2,50	17,50	17,744	0,6890	0,6986
M 22	x	2,50	19,50	19,744	0,7677	0,7773
M 24	x	3,00	21,00	21,252	0,8268	0,8367
M 27	x	3,00	24,00	24,252	0,9449	0,9548
M 30	x	3,50	26,50	26,771	1,0433	1,0540
M 33	x	3,50	29,50	29,771	1,1614	1,1721
M 36	x	4,00	32,00	32,270	1,2598	1,2705
M 39	x	4,00	35,00	35,270	1,3780	1,3886
M 42	x	4,50	37,50	37,799	1,4764	1,4881
M 45	x	4,50	40,50	40,799	1,5945	1,6063
M 48	x	5,00	43,00	43,297	1,6929	1,7046
M 52	x	5,00	47,00	47,297	1,8504	1,8621
M 56	x	5,50	50,50	50,796	1,9882	1,9998
M 64	x	6,00	58,00	58,305	2,2835	2,2955

ISO 13399 Q1

Hole size recommendations

Cutting taps

MF

DIN 13			Metric		Inch	
TDZ		TP	PHD	PHDX 6H	PHD	PHDX 6H
M 2,5	x	0,35	2,15	2,221	0,0846	0,0874
M 3,0	x	0,35	2,65	2,721	0,1043	0,1071
M 3,5	x	0,35	3,15	3,221	0,1240	0,1268
M 4,0	x	0,50	3,50	3,599	0,1378	0,1417
M 4,5	x	0,50	4,00	4,099	0,1575	0,1614
M 5,0	x	0,50	4,50	4,599	0,1772	0,1811
M 5,5	x	0,50	5,00	5,099	0,1969	0,2007
M 6,0	x	0,75	5,25	5,378	0,2047	0,2117
M 7,0	x	0,75	6,25	6,378	0,2441	0,2511
M 8,0	x	0,50	7,50	7,599	0,2953	0,2992
M 8,0	x	0,75	7,25	7,378	0,2835	0,2905
M 8,0	x	1,00	7,00	7,153	0,2756	0,2816
M 9,0	x	0,75	8,25	8,378	0,3228	0,3298
M 9,0	x	1,00	8,00	8,153	0,3150	0,3210
M 10	x	0,75	9,25	9,378	0,3622	0,3692
M 10	x	1,00	9,00	9,153	0,3543	0,3604
M 10	x	1,25	8,80	8,912	0,3465	0,3509
M 11	x	0,75	10,25	10,378	0,4016	0,4086
M 11	x	1,00	10,00	10,153	0,3937	0,3997
M 12	x	1,00	11,00	11,153	0,4331	0,4391
M 12	x	1,25	10,75	10,912	0,4252	0,4296
M 12	x	1,50	10,50	10,676	0,4134	0,4203
M 14	x	1,00	13,00	13,153	0,5118	0,5178
M 14	x	1,25	12,75	12,912	0,5039	0,5083
M 14	x	1,50	12,50	12,676	0,4921	0,4991
M 15	x	1,00	14,00	14,153	0,5512	0,5572
M 15	x	1,50	13,50	13,676	0,5315	0,5384
M 16	x	1,00	15,00	15,153	0,5906	0,5966
M 16	x	1,25	14,80	14,912	0,5827	0,5871
M 16	x	1,50	14,50	14,676	0,5709	0,5778
M 17	x	1,00	16,00	16,153	0,6299	0,6359
M 17	x	1,50	15,50	15,676	0,6102	0,6172
M 18	x	1,00	17,00	17,153	0,6693	0,6753
M 18	x	1,50	16,50	16,676	0,6496	0,6565
M 20	x	1,00	19,00	19,153	0,7480	0,7541
M 20	x	1,50	18,50	18,676	0,7283	0,7353
M 20	x	2,00	18,00	18,210	0,7087	0,7169
M 22	x	1,00	21,00	21,153	0,8268	0,8328
M 22	x	1,50	20,50	20,676	0,8071	0,8140
M 22	x	2,00	20,00	20,210	0,7874	0,7957
M 24	x	1,00	23,00	23,153	0,9055	0,9115
M 24	x	1,50	22,50	22,676	0,8858	0,8928
M 24	x	2,00	22,00	22,210	0,8661	0,8744
M 25	x	1,00	24,00	24,153	0,9449	0,9509
M 25	x	1,50	23,50	23,676	0,9252	0,9321
M 25	x	2,00	23,00	23,210	0,9055	0,9138
M 27	x	1,00	26,00	26,153	1,0236	1,0296
M 27	x	1,50	25,50	25,676	1,0039	1,0109
M 27	x	2,00	25,00	25,210	0,9843	0,9925
M 28	x	1,00	27,00	27,153	1,0630	1,0690
M 28	x	1,50	26,50	26,676	1,0433	1,0502
M 28	x	2,00	26,00	26,210	1,0236	1,0319
M 30	x	1,00	29,00	29,153	1,1417	1,1478
M 30	x	1,50	28,50	28,676	1,1220	1,1290
M 30	x	2,00	28,00	28,210	1,1024	1,1106
M 30	x	3,00	27,00	27,252	1,0630	1,0729
M 32	x	1,50	30,50	30,676	1,2008	1,2077
M 32	x	2,00	30,00	30,210	1,1811	1,1894
M 33	x	1,50	31,50	31,676	1,2402	1,2471
M 33	x	2,00	31,00	31,210	1,2205	1,2287
M 33	x	3,00	30,00	30,252	1,1811	1,1910
M 35	x	1,50	33,50	33,676	1,3189	1,3258
M 36	x	1,50	34,50	34,676	1,3583	1,3652

Hole size recommendations

Cutting taps

UNC

ASME B1.1			Metric			Inch		
TDZ		TPI	PHD	PHDX 2B	PHDX 3B	PHD	PHDX 2B	PHDX 3B
Nr. 1	-	64	1,55	1,582	1,582	0,0610	0,0623	0,0623
Nr. 2	-	56	1,85	1,872	1,872	0,0728	0,0737	0,0737
Nr. 3	-	48	2,10	2,146	2,146	0,0827	0,0845	0,0845
Nr. 4	-	40	2,35	2,385	2,385	0,0925	0,0939	0,0939
Nr. 5	-	40	2,65	2,697	2,697	0,1043	0,1062	0,1062
Nr. 6	-	32	2,85	2,896	2,896	0,1122	0,1140	0,1140
Nr. 8	-	32	3,50	3,531	3,528	0,1378	0,1390	0,1389
Nr. 10	-	24	3,90	3,962	3,950	0,1535	0,1560	0,1555
Nr. 12	-	24	4,50	4,597	4,590	0,1772	0,1810	0,1807
1/4	-	20	5,10	5,268	5,250	0,2008	0,2074	0,2067
5/16	-	18	6,60	6,734	6,680	0,2598	0,2651	0,2630
3/8	-	16	8,00	8,164	8,082	0,3150	0,3214	0,3182
7/16	-	14	9,40	9,550	9,441	0,3701	0,3760	0,3717
1/2	-	13	10,80	11,013	10,881	0,4252	0,4336	0,4284
9/16	-	12	12,20	12,456	12,301	0,4803	0,4904	0,4843
5/8	-	11	13,50	13,868	13,693	0,5315	0,5460	0,5391
3/4	-	10	16,50	16,833	16,324	0,6496	0,6627	0,6427
7/8	-	9	19,50	19,748	19,520	0,7677	0,7775	0,7685
1	-	8	22,25	22,598	22,344	0,8760	0,8897	0,8797
1 1/8	-	7	25,00	25,349	25,082	0,9843	0,9980	0,9875
1 1/4	-	7	28,00	28,524	28,258	1,1024	1,1230	1,1125
1 3/8	-	6	30,75	31,120	30,851	1,2106	1,2252	1,2146
1 1/2	-	6	34,00	34,295	34,026	1,3386	1,3502	1,3396
1 3/4	-	5	39,50	39,814	39,560	1,5551	1,5675	1,5575
2	-	4,5	45,00	45,598	45,367	1,7717	1,7952	1,7861

UNF

ASME B1.1			Metric			Inch		
TDZ		TPI	PHD	PHDX 2B	PHDX 3B	PHD	PHDX 2B	PHDX 3B
Nr.1	-	72	1,55	1,613	1,613	0,0610	0,0635	0,0635
Nr.2	-	64	1,85	1,913	1,913	0,0728	0,0753	0,0753
Nr.3	-	56	2,15	2,197	2,197	0,0846	0,0865	0,0865
Nr.4	-	48	2,40	2,459	2,459	0,0945	0,0968	0,0968
Nr.5	-	44	2,70	2,741	2,741	0,1063	0,1079	0,1079
Nr.6	-	40	2,95	3,023	3,012	0,1161	0,1190	0,1186
Nr.8	-	36	3,50	3,607	3,597	0,1378	0,1420	0,1416
Nr. 10	-	32	4,10	4,166	4,168	0,1614	0,1640	0,1641
Nr. 12	-	28	4,60	4,724	4,717	0,1811	0,1860	0,1857
1/4	-	28	5,50	5,580	5,563	0,2165	0,2197	0,2190
5/16	-	24	6,90	7,038	6,995	0,2717	0,2771	0,2754
3/8	-	24	8,50	8,626	8,565	0,3346	0,3396	0,3372
7/16	-	20	9,90	10,030	9,947	0,3898	0,3949	0,3916
1/2	-	20	11,50	11,618	11,524	0,4528	0,4574	0,4537
9/16	-	18	12,90	13,084	12,969	0,5079	0,5151	0,5106
5/8	-	18	14,50	14,671	14,554	0,5709	0,5776	0,5730
3/4	-	16	17,50	17,689	17,546	0,6890	0,6964	0,6908
7/8	-	14	20,40	20,663	20,493	0,8031	0,8135	0,8068
1	-	12	23,25	23,569	23,363	0,9154	0,9279	0,9198
1 1/8	-	12	26,50	26,744	26,538	1,0433	1,0529	1,0448
1 1/4	-	12	29,50	29,919	29,713	1,1614	1,1779	1,1698
1 3/8	-	12	32,75	33,094	32,888	1,2894	1,3029	1,2948
1 1/2	-	12	36,00	36,269	36,063	1,4173	1,4279	1,4198

Q1

Hole size recommendations

Cutting taps

G

DIN-ISO 228			Metric		Inch	
TDZ		TPI	PHD	PHDX	PHD	PHDX
G 1/16	-	28	6,80	6,843	0,2677	0,2694
G 1/8	-	28	8,80	8,848	0,3465	0,3483
G 1/4	-	19	11,80	11,890	0,4646	0,4681
G 3/8	-	19	15,25	15,395	0,6004	0,6061
G 1/2	-	14	19,00	19,173	0,7480	0,7548
G 5/8	-	14	21,00	21,129	0,8268	0,8319
G 3/4	-	14	24,50	24,659	0,9646	0,9708
G 7/8	-	14	28,25	28,419	1,1122	1,1189
G 1	-	11	30,75	30,932	1,2106	1,2178
G 11/8	-	11	35,50	35,580	1,3976	1,4008
G 11/4	-	11	39,50	39,593	1,5551	1,5588
G 11/2	-	11	45,25	45,486	1,7815	1,7908

NPT

ASME B1.20.1 Cone 1.16			Metric				Inch			
TDZ		TPI	PHD	PHD1	PHD2	DEPTH	PHD	PHD1	PHD2	DEPTH
1/16	-	27	6,15	5,95	6,39	10,7	0,2421	0,2343	0,2516	0,4213
1/8	-	27	8,40	8,31	8,74	10,8	0,3307	0,3272	0,3441	0,4252
1/4	-	18	11,10	10,73	11,36	15,6	0,4370	0,4224	0,4472	0,6142
3/8	-	18	14,30	14,15	14,80	16,0	0,5630	0,5571	0,5827	0,6299
1/2	-	14	17,90	17,47	18,32	20,8	0,7047	0,6878	0,7213	0,8189
3/4	-	14	23,30	22,79	23,67	21,3	0,9173	0,8972	0,9319	0,8386
1	-	11,5	29,00	2846	29,69	25,6	1,1417	112,0472	1,1689	1,0079

NPTF

ASME B1.20.3 Cone 1:16			Metric				Inch			
TDZ		TPI	PHD	PHD1	PHD2	DEPTH	PHD	PHD1	PHD2	DEPTH
1/16	-	27	6,10	5,97	6,41	10,30	0,2402	0,2350	0,2524	0,4055
1/8	-	27	8,40	8,33	8,77	10,30	0,3307	0,3280	0,3453	0,4055
1/4	-	18	11,00	10,77	11,40	15,00	0,4331	0,4240	0,4488	0,5906
3/8	-	18	14,50	14,19	14,84	15,30	0,5709	0,5587	0,5843	0,6024
1/2	-	14	17,00	17,48	18,33	19,00	0,6693	0,6882	0,7217	0,7480
3/4	-	14	23,00	22,84	23,72	9,00	0,9055	0,8992	0,9339	0,3543
1	-	11,5	29,00	28,68	29,76	20,40	1,1417	1,1291	1,1717	0,8031

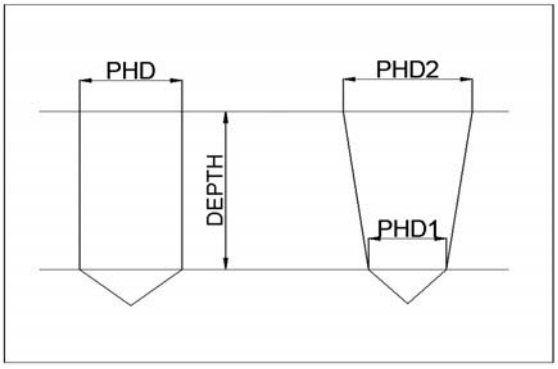

Q1

Hole size recommendations

Forming taps

M

DIN 13			Metric	Inch
TDZ		TP	PHD	PHD
M 1	x	0,25	0,90	0,0354
M 1.2	x	0,25	1,10	0,0433
M 1.4	x	0,30	1,26	0,0496
M 1.6	x	0,35	1,45	0,0571
M 1.7	x	0,35	1,55	0,0610
M 1.8	x	0,35	1,65	0,0650
M 2	x	0,40	1,82	0,0728
M 2,2	x	0,45	2,00	0,0787
M 2,5	x	0,45	2,30	0,0906
M 3	x	0,50	2,80	0,1102
M 3,5	x	0,60	3,25	0,1280
M 4	x	0,70	3,70	0,1457
M 5	x	0,80	4,65	0,1831
M 6	x	1,00	5,55	0,2185
M 7	x	1,00	6,55	0,2579
M 8	x	1,25	7,40	0,2913
M 9	x	1,25	8,40	0,3307
M 10	x	1,50	9,30	0,3661
M 11	x	1,50	10,30	0,4055
M 12	x	1,75	11,20	0,4409
M 14	x	2,00	13,10	0,5157
M 16	x	2,00	15,10	0,5945
M 18	x	2,50	16,90	0,6654
M 20	x	2,50	18,90	0,7441
M 22	x	2,50	20,90	0,8228
M 24	x	3,00	22,70	0,8937

MF

DIN 13			Metric	Inch
TDZ		TP	PHD	PHD
M 2,5	x	0,35	2,35	0,0925
M 3	x	0,35	2,85	0,1122
M 4	x	0,35	3,85	0,1516
M 4	x	0,50	3,80	0,1496
M 5	x	0,50	4,80	0,1890
M 5,5	x	0,50	5,30	0,2087
M 6	x	0,75	5,65	0,2224
M 7	x	0,75	6,65	0,2618
M 8	x	0,75	7,65	0,3012
M 8	x	1,00	7,55	0,2972
M 9	x	0,75	8,65	0,3406
M 9	x	1,00	8,55	0,3366
M 10	x	0,75	9,65	0,3799
M 10	x	1,00	9,55	0,3760
M 10	x	1,25	9,40	0,3701
M 11	x	0,75	10,65	0,4193
M 11	x	1,00	10,55	0,4154
M 12	x	1,00	11,55	0,4547
M 12	x	1,25	11,40	0,4488
M 12	x	1,50	11,30	0,4449
M 14	x	1,00	13,55	0,5335
M 14	x	1,25	13,40	0,5276
M 14	x	1,25	13,30	0,5236
M 15	x	1,00	14,55	0,5728
M 15	x	1,50	14,30	0,5630
M 16	x	1,00	15,55	0,6122
M 16	x	1,50	15,30	0,6024
M 17	x	1,00	16,55	0,6516
M 17	x	1,50	16,30	0,6417
M 18	x	1,00	17,55	0,6909
M 18	x	1,50	17,30	0,6811
M 18	x	2,00	17,10	0,6732
M 20	x	1,00	19,55	0,7697
M 20	x	1,50	19,30	0,7598
M 24	x	1,00	23,55	0,9272
M 24	x	1,50	23,30	0,9173
M 24	x	2,00	23,10	0,9094

ISO 13399 Q1

Hole size recommendations

Forming taps

EG M

DIN 8140			Metric
TDZ		TP	PHD
EG M 3	-	0,50	3,40
EG M 4	-	0,70	4,60
EG M 5	-	0,80	5,65
EG M 6	-	1,00	6,85
EG M 8	-	1,25	9,05
EG M 10	-	1,50	11,30
EG M 12	-	1,75	13,50

UNC

ASME B1.1			Metric	Inch
TDZ		TPI	PHD	PHD
Nr. 1	-	64	1,68	0,0661
Nr. 2	-	56	1,98	0,0780
Nr. 3	-	48	2,28	0,0898
Nr. 4	-	40	2,55	0,1004
Nr, 5	-	40	2,90	0,1142
Nr. 6	-	32	3,15	0,1240
Nr, 8	-	32	3,80	0,1496
Nr,10	-	24	4,35	0,1713
Nr.12	-	24	5,00	0,1969
1/4	-	20	5,75	0,2264
5/16	-	18	7,30	0,2874
3/8	-	16	8,80	0,3465
7/16	-	14	10,30	0,4055
1/2	-	13	11,80	0,4646
9/16	-	12	13,30	0,5236
5/8	-	11	14,80	0,5827
3/4	-	10	17,90	0,7047
7/8	-	9	21,00	0,8268
1	-	8	24,00	0,9449

UNF

UNF: ASME B1.1			Metric	Inch
TDZ		TPI	PHD	PHD
Nr. 1	-	72	1,70	0,0669
Nr. 2	-	64	2,00	0,0787
Nr. 3	-	56	2,30	0,0906
Nr. 4	-	48	2,60	0,1024
Nr. 5	-	44	2,90	0,1142
Nr. 6	-	40	3,20	0,1260
Nr. 8	-	36	3,85	0,1516
Nr.10	-	32	4,45	0,1752
Nr.12	-	28	5,10	0,2008
1/4	-	28	5,95	0,2343
/16	-	24	7,45	0,2933
3/8	-	24	9,05	0,3563
7/16	-	20	10,55	0,4154
1/2	-	20	12,10	0,4764
9/16	-	18	13,65	0,5374
5/8	-	18	15,25	0,6004
3/4	-	16	18,35	0,7224
7/8	-	14	21,40	0,8425
1	-	12	24,45	0,9626

ISO 13399

Q1

CoroTap - Optimized for specific materials

CoroTap™ 100

Metric values

				E053 E054 E059		E416		E446 E447 ES03K ES13K		E462 E463 ES09K			E821 E825 E830 E831 E835 E836 E839		E822 E823 E827 E832 E833 E837 E838			T101			T120		
			ULDR(xTD)	1.5	2	1.5	2	1.5	2	1.5	2	2.5	1.5	2	1.5	2	2.5	1.5	2	2.5	1.5	2	2.5
ISO	MC No.	N/mm²	HB	v_c m/min		v_c m/min		v_c m/min		v_c m/min			v_c m/min		v_c m/min			v_c m/min			v_c m/min		
K	K1.1.C.NS	674	200	31	25	18	15	31	25	31	25	21	31	25	31	25	21	46	38	33	46	38	33
	K2.1.C.UT	602	180	27	22	18	15	27	22	27	22	19	27	22	27	22	19	73	60	51	73	60	51
	K2.2.C.UT	825	245	22	18	10	8	22	18	22	18	15	22	18	22	18	15	31	25	21	31	25	21
	K2.3.C.UT	591	175	31	25	18	15	31	25	31	25	21	31	25	31	25	21	46	38	33	46	38	33
	K3.1.C.UT	518	155	31	25	18	15	31	25	31	25	21	31	25	31	25	21	46	38	33	46	38	33
	K3.2.C.UT	727	215	31	25	18	15	31	25	31	25	21	31	25	31	25	21	46	38	33	46	38	33
	K3.3.C.UT	885	265	31	25	18	15	31	25	31	25	21	31	25	31	25	21	46	38	33	46	38	33
	K3.5.C.UT	639	190	31	25	18	15	31	25	31	25	21	31	25	31	25	21	46	38	33	46	38	33
	K5.1.C.NS	1013	300	22	18	10	8	22	18	22	18	15	22	18	22	18	15	40	33	28	40	33	28

				E352			E353		
			ULDR(xTD)	1.5	2	2.5	1.5	2	2.5
ISO	MC No.	N/mm²	HB	v_c m/min			v_c m/min		
N	N1.2.Z.UT	-	60	43	35	30	43	35	30
	N1.2.Z.AG	-	100	43	35	30	43	35	30
	N1.3.C.UT	-	75	43	35	30	43	35	30
	N1.3.C.AG	-	90	24	20	17	24	20	17
	N1.4.C.NS	-	130	18	15	13	18	15	13

				T100		T110	
			ULDR(xTD)	1.5	2	1.5	2
ISO	MC No.	N/mm²	HRC	v_c m/min		v_c m/min	
H	H1.1.Z.HA	-	50	7	6	-	-
	H1.2.Z.HA	-	55	7	6	-	-
	H1.3.Z.HA	-	60	-	-	5	4
	H1.4.Z.HA	-	65	-	-	5	4

CoroTap - Optimized for specific materials

CoroTap™ 100

Inch values

				E053 E054 E059		E416		E446 E447 ES03K ES13K		E462 E463 ES09K			E821 E825 E830 E831 E835 E836 E839		E822 E823 E827 E832 E833 E837 E838			T101			T120		
			ULDR(xTD)	1.5	2	1.5	2	1.5	2	1.5	2	2.5	1.5	2	1.5	2	2.5	1.5	2	2.5	1.5	2	2.5
ISO	**MC No.**	**N/mm²**	**HB**	v_c ft/min		v_c ft/min		v_c ft/min		v_c ft/min			v_c ft/min		v_c ft/min			v_c ft/min			v_c ft/min		
K	K1.1.C.NS	674	200	100	82	60	49	100	82	100	82	70	100	82	100	82	70	152	125	107	152	125	107
	K2.1.C.UT	602	180	88	72	60	49	88	72	88	72	62	88	72	88	72	62	241	197	168	241	197	168
	K2.2.C.UT	825	245	72	59	32	26	72	59	72	59	51	72	59	72	59	51	100	82	70	100	82	70
	K2.3.C.UT	591	175	100	82	60	49	100	82	100	82	70	100	82	100	82	70	152	125	107	152	125	107
	K3.1.C.UT	518	155	100	82	60	49	100	82	100	82	70	100	82	100	82	70	152	125	107	152	125	107
	K3.2.C.UT	727	215	100	82	60	49	100	82	100	82	70	100	82	100	82	70	152	125	107	152	125	107
	K3.3.C.UT	885	265	100	82	60	49	100	82	100	82	70	100	82	100	82	70	152	125	107	152	125	107
	K3.5.C.UT	639	190	100	82	60	49	100	82	100	82	70	100	82	100	82	70	152	125	107	152	125	107
	K5.1.C.NS	1013	300	72	59	32	26	72	59	72	59	51	72	59	72	59	51	132	108	93	132	108	93

				E352			E353		
			ULDR(xTD)	1.5	2	2.5	1.5	2	2.5
ISO	**MC No.**	**N/mm²**	**HB**	v_c ft/min			v_c ft/min		
N	N1.2.Z.UT	-	60	140	115	98	140	115	98
	N1.2.Z.AG	-	100	140	115	98	140	115	98
	N1.3.C.UT	-	75	140	115	98	140	115	98
	N1.3.C.AG	-	90	80	66	56	80	66	56
	N1.4.C.NS	-	130	60	49	42	60	49	42

				T100		T110	
			ULDR(xTD)	1.5	2	1.5	2
ISO	**MC No.**	**N/mm²**	**HRC**	v_c ft/min		v_c ft/min	
H	H1.1.Z.HA	-	50	24	20	-	-
	H1.2.Z.HA	-	55	24	20	-	-
	H1.3.Z.HA	-	60	-	-	16	13
	H1.4.Z.HA	-	65	-	-	16	13

CoroTap - Optimized for specific materials

CoroTap™ 200

Metric values

				E049 E057			E324 E326			E854 E855			E874 E875			EP03P EP03PA EP13P EP13PA EP23PA EP33PA			EP09P EP29PA EP39PA		
			ULDR(xTD)	1.5	2	2.5	1.5	2	2.5	1.5	2	2.5	1.5	2	2.5	1.5	2	2.5	1.5	2	2.5
ISO	MC No.	N/mm²	HB	v_c m/min			v_c m/min			v_c m/min			v_c m/min			v_c m/min			v_c m/min		
P	P1.1.Z.HT	639	190	49	40	34	-	-	-	-	-	-	-	-	-	55	45	38	55	45	38
	P1.2.Z.AN	639	190	39	32	27	-	-	-	-	-	-	-	-	-	55	45	38	55	45	38
	P1.2.Z.HT	708	210	37	30	26	-	-	-	-	-	-	-	-	-	43	35	30	55	45	38
	P1.3.Z.AN	639	190	39	32	27	-	-	-	-	-	-	-	-	-	55	45	38	55	45	38
	P1.3.Z.HT	1013	300	21	17	15	21	17	15	21	17	15	21	17	15	31	25	21	43	35	30
	P1.5.C.UT	503	150	39	32	27	-	-	-	-	-	-	-	-	-	55	45	38	55	45	38
	P2.1.Z.AN	591	175	39	32	27	-	-	-	-	-	-	-	-	-	55	45	38	55	45	38
	P2.2.Z.AN	811	240	37	30	26	-	-	-	-	-	-	-	-	-	43	35	30	55	45	38
	P2.3.Z.AN	867	260	21	17	15	21	17	15	21	17	15	21	17	15	31	25	21	43	35	30
	P2.5.Z.HT.1	961	285	21	17	15	21	17	15	21	17	15	21	17	15	31	25	21	43	35	30
	P2.6.C.UT	674	200	37	30	26	-	-	-	-	-	-	-	-	-	43	35	30	55	45	38
	P3.0.Z.AN	674	200	37	30	26	-	-	-	-	-	-	-	-	-	43	35	30	55	45	38
	P3.0.Z.HT.1	1282	380	13	11	9	13	11	9	13	11	9	13	11	9	-	-	-	-	-	-
	P3.1.Z.AN	839	250	37	30	26	-	-	-	-	-	-	-	-	-	43	35	30	55	45	38
	P5.0.Z.HT.1	1114	330	37	30	26	-	-	-	-	-	-	-	-	-	43	35	30	55	45	38

				E045 E055 E060			E046			E344 E345 E364			E454 E455			E852 E872 E873		
			ULDR(xTD)	1.5	2	2.5	1.5	2	2.5	1.5	2	2.5	1.5	2	2.5	1.5	2	2.5
ISO	MC No.	N/mm²	HB	v_c m/min			v_c m/min			v_c m/min			v_c m/min			v_c m/min		
M	M1.0.Z.AQ	674	200	9	7	6	12	10	9	9	7	6	12	10	9	12	10	9
	M1.0.Z.PH	1013	300	6	5	4	7	6	5	-	-	-	7	6	5	7	6	5
	M2.0.Z.AQ	674	200	9	7	6	12	10	9	9	7	6	12	10	9	12	10	9
	M3.1.Z.AQ	778	230	6	5	4	7	6	5	6	5	4	7	6	5	7	6	5
	M3.2.Z.AQ	867	260	6	5	4	7	6	5	6	5	4	7	6	5	7	6	5
	M1.0.C.UT	674	200	9	7	6	12	10	9	9	7	6	12	10	9	12	10	9
	M2.0.C.AQ	674	200	9	7	6	12	10	9	9	7	6	12	10	9	12	10	9
	M3.1.C.AQ	778	230	6	5	4	7	6	5	6	5	4	7	6	5	7	6	5
	M3.2.C.AQ	867	260	6	5	4	7	6	5	6	5	4	7	6	5	7	6	5
	P1.3.Z.HT	1013	300	12	10	9	21	17	15	12	10	9	21	17	15	21	17	15
	P2.3.Z.AN	867	260	12	10	9	21	17	15	12	10	9	21	17	15	21	17	15
	P2.5.Z.HT.1	1114	285	12	10	9	21	17	15	12	10	9	21	17	15	21	17	15
	P3.0.Z.HT.1	1282	380	6	5	4	13	11	9	6	5	4	13	11	9	13	11	9
	P5.0.Z.PH	1112	330	6	5	4	7	6	5	6	5	4	7	6	5	7	6	5

				E358 E359			E448 E449			E856 E876 E877		
			ULDR(xTD)	1.5	2	2.5	1.5	2	2.5	1.5	2	2.5
ISO	MC No.	N/mm²	HB	v_c m/min			v_c m/min			v_c m/min		
N	N1.2.Z.UT	-	60	43	35	30	55	45	38	43	35	30
	N1.2.Z.AG	-	100	43	35	30	55	45	38	43	35	30
	N1.3.C.UT	-	75	43	35	30	55	45	38	43	35	30
	N1.3.C.AG	-	90	24	20	17	37	30	26	24	20	17
	N1.4.C.NS	-	130	18	15	13	24	20	17	18	15	13
	N3.3.U.UT	-	110	37	30	26	55	45	38	37	30	26
	N3.1.U.UT	-	100	15	12	10	22	18	15	15	12	10

CoroTap - Optimized for specific materials

CoroTap™ 200

Metric values

			T200-SD	
		ULDR	1.5	2
ISO	**MC-Code**	**HB**	Vc (m/min)	
S	S1.0.U.AN	200	7	6
	S1.0.U.AG	280	5	4
	S2.0.Z.AN	250	7	6
	S2.0.Z.AG	350	2	2
	S2.0.Z.UT	275	5	4
	S2.0.C.NS	320	5	4
	S3.0.Z.AN	200	5	4
	S3.0.Z.AG	300	2	2
	S3.0.C.NS	320	2	2
	S4.1.Z.UT	200	7	6
	S4.2.Z.AN	320	7	6
	S4.3.Z.AN	330	5	4
	S4.3.Z.AG	375	5	4
	S4.4.Z.AN	330	5	4
	S4.4.Z.AG	410	5	4

CoroTap - Optimized for specific materials

CoroTap™ 200

Inch values

				E049 E057			E324 E326			E854 E855			E874 E875			EP03P EP03PA EP13P EP13PA EP23PA EP33PA			EP09P EP29PA EP39PA		
			ULDR(xTD)	1.5	2	2.5	1.5	2	2.5	1.5	2	2.5	1.5	2	2.5	1.5	2	2.5	1.5	2	2.5
ISO	**MC No.**	**N/mm²**	**HB**	v_c ft/min			v_c ft/min			v_c ft/min			v_c ft/min			vc ft/min			vc ft/min		
P	P1.1.Z.HT	639	190	161	131	112	-	-	-	-	-	-	-	-	-	181	148	126	181	148	126
	P1.2.Z.AN	639	190	128	105	90	-	-	-	-	-	-	-	-	-	181	148	126	181	148	126
	P1.2.Z.HT	708	210	120	98	84	-	-	-	-	-	-	-	-	-	140	115	98	181	148	126
	P1.3.Z.AN	639	190	128	105	90	-	-	-	-	-	-	-	-	-	181	148	126	181	148	126
	P1.3.Z.HT	1013	300	68	56	48	68	56	48	68	56	48	68	56	48	100	82	70	140	115	98
	P1.5.C.UT	503	150	128	105	90	-	-	-	-	-	-	-	-	-	181	148	126	181	148	126
	P2.1.Z.AN	591	175	128	105	90	-	-	-	-	-	-	-	-	-	181	148	126	181	148	126
	P2.2.Z.AN	811	240	120	98	84	-	-	-	-	-	-	-	-	-	140	115	98	181	148	126
	P2.3.Z.AN	867	260	68	56	48	68	56	48	68	56	48	68	56	48	100	82	70	140	115	98
	P2.5.Z.HT.1	961	285	68	56	48	68	56	48	68	56	48	68	56	48	100	82	70	140	115	98
	P2.6.C.UT	674	200	120	98	84	-	-	-	-	-	-	-	-	-	140	115	98	181	148	126
	P3.0.Z.AN	674	200	120	98	84	-	-	-	-	-	-	-	-	-	140	115	98	181	148	126
	P3.0.Z.HT.1	1282	380	44	36	31	44	36	31	44	36	31	44	36	31	-	-	-	-	-	-
	P3.1.Z.AN	839	250	120	98	84	-	-	-	-	-	-	-	-	-	140	115	98	181	148	126
	P5.0.Z.HT.1	1114	330	120	98	84	-	-	-	-	-	-	-	-	-	140	115	98	181	148	126

				E045 E055 E060			E046			E344 E345 E346			E454 E455			E852 E872 E873		
			ULDR(xTD)	1.5	2	2.5	1.5	2	2.5	1.5	2	2.5	1.5	2	2.5	1.5	2	2.5
ISO	**MC No.**	**N/mm²**	**HB**	v_c ft/min			v_c ft/min			v_c ft/min			v_c ft/min			v_c ft/min		
M	M1.0.Z.AQ	674	200	28	23	20	40	33	28	28	23	20	40	33	28	40	33	28
	M1.0.Z.PH	1013	300	20	16	14	24	20	17	-	-	-	24	20	17	24	20	17
	M1.0.C.UT	674	200	28	23	20	40	33	28	28	23	20	40	33	28	40	33	28
	M2.0.Z.AQ	778	200	28	23	20	40	33	28	28	23	20	40	33	28	40	33	28
	M2.0.C.AQ	867	200	28	23	20	40	33	28	28	23	20	40	33	28	40	33	28
	M3.1.Z.AQ	674	200	20	16	14	24	20	17	20	16	14	24	20	17	24	20	17
	M3.2.Z.AQ	674	200	20	16	14	24	20	17	20	16	14	24	20	17	24	20	17
	M3.1.C.AQ	778	230	20	16	14	24	20	17	20	16	14	24	20	17	24	20	17
	M3.2.C.AQ	867	260	20	16	14	24	20	17	20	16	14	24	20	17	24	20	17
	P1.3.Z.HT	1013	300	40	33	28	68	56	48	40	33	28	68	56	48	68	56	48
	P2.3.Z.AN	867	260	40	33	28	68	56	48	40	33	28	68	56	48	68	56	48
	P2.5.Z.HT.1	1114	285	40	33	28	68	56	48	40	33	28	68	56	48	68	56	48
	P3.0.Z.HT.1	1282	380	20	16	14	44	36	31	20	16	14	44	36	31	44	36	31
	P5.0.Z.PH	1112	330	20	16	14	24	20	17	20	16	14	24	20	17	24	20	17

				E358 E359			E448 E449			E856 E876 E877		
			ULDR(xTD)	1.5	2	2.5	1.5	2	2.5	1.5	2	2.5
ISO	**MC No.**	**N/mm²**	HB	v_c ft/min			v_c ft/min			v_c ft/min		
N	N1.2.Z.UT	-	60	140	115	98	181	148	126	140	115	98
	N1.2.Z.AG	-	100	140	115	98	181	148	126	140	115	98
	N1.3.C.UT	-	75	140	115	98	181	148	126	140	115	98
	N1.3.C.AG	-	90	80	66	56	120	98	84	80	66	56
	N1.4.C.NS	-	130	60	49	42	80	66	56	60	49	42
	N3.3.U.UT	-	110	120	98	84	181	148	126	120	98	84
	N3.1.U.UT	-	100	48	39	34	72	59	51	48	39	34

CoroTap - Optimized for specific materials

CoroTap™ 200

Inch values

			T200-SD	
		ULDR	1.5	2
ISO	**MC-Code**	**HB**	Vc (feet/min)	
S	S1.0.U.AN	200	24	20
	S1.0.U.AG	280	16	13
	S2.0.Z.AN	250	24	20
	S2.0.Z.AG	350	8	7
	S2.0.Z.UT	275	16	13
	S2.0.C.NS	320	16	13
	S3.0.Z.AN	200	16	13
	S3.0.Z.AG	300	8	7
	S3.0.C.NS	320	8	7
	S4.1.Z.UT	200	24	20
	S4.2.Z.AN	320	24	20
	S4.3.Z.AN	330	16	13
	S4.3.Z.AG	375	16	13
	S4.4.Z.AN	330	16	13
	S4.4.Z.AG	410	16	13

CoroTap - Optimized for specific materials

CoroTap™ 300

Metric values

				E050 E051 E058			E314 E316			E864 E865 E884 E885			EX03P EX03PA EX13P EX13PA EX23PA EX33PA			EX09P EX29PA EX39PA		
			ULDR(xTD)	1.5	2	2.5	1.5	2	2.5	1.5	2	2.5	1.5	2	2.5	1.5	2	2.5
ISO	MC No.	N/mm²	HB	v_c m/min			v_c m/min			v_c m/min			vc m/min			vc m/min		
P	P1.1.Z.HT	639	190	49	40	34	-	-	-	-	-	-	49	40	34	55	45	38
	P1.2.Z.AN	639	190	39	32	27	-	-	-	-	-	-	49	40	34	55	45	38
	P1.2.Z.HT	708	210	37	30	26	-	-	-	-	-	-	37	30	26	49	40	34
	P1.3.Z.AN	639	190	39	32	27	-	-	-	-	-	-	49	40	34	55	45	38
	P1.3.Z.HT	1013	300	21	17	15	21	17	15	21	17	15	24	20	17	37	30	26
	P1.5.C.UT	503	150	39	32	27	-	-	-	-	-	-	49	40	34	55	45	38
	P2.1.Z.AN	591	175	39	32	27	-	-	-	-	-	-	49	40	34	55	45	38
	P2.2.Z.AN	811	240	37	30	26	-	-	-	-	-	-	37	30	26	49	40	34
	P2.3.Z.AN	867	260	21	17	15	21	17	15	21	17	15	24	20	17	37	30	26
	P2.5.Z.HT.1	961	285	21	17	15	21	17	15	21	17	15	24	20	17	37	30	26
	P2.6.C.UT	674	200	37	30	26	-	-	-	-	-	-	37	30	26	49	40	34
	P3.0.Z.AN	674	200	37	30	26	-	-	-	-	-	-	37	30	26	49	40	34
	P3.0.Z.HT.1	1282	380	13	11	9	13	11	9	13	11	9	-	-	-	-	-	-
	P3.1.Z.AN	839	250	37	30	26	-	-	-	-	-	-	37	30	26	49	40	34
	P5.0.Z.HT.1	1114	330	37	30	26	-	-	-	-	-	-	37	30	26	49	40	34

				E047			E048			E056 E095		E069 E079 E085			E346 E347 E362 E363		E404			E862 E882 E883			E736 E738
			ULDR(xTD)	1.5	2	2.5	1.5	2	2.5	1.5	2	1.5	2	2.5	1.5	2	1.5	2	2.5	1.5	2	2.5	1.5
ISO	MC No.	N/mm²	HB	v_c m/min			v_c m/min			v_c m/min		v_c m/min			v_c m/min		v_c m/min			v_c m/min			vc m/min
M	M1.0.Z.AQ	674	200	9	7	6	12	10	9	9	7	7	6	5	9	7	12	10	9	12	10	9	4
	M1.0.Z.PH	1013	300	6	5	4	7	6	5	6	5	-	-	-	-	-	7	6	5	7	6	5	-
	M2.0.Z.AQ	674	200	9	7	6	12	10	9	9	7	7	6	5	9	7	12	10	9	12	10	9	4
	M3.1.Z.AQ	778	230	6	5	4	7	6	5	6	5	5	4	3	6	5	7	6	5	7	6	5	4
	M3.2.Z.AQ	867	260	6	5	4	7	6	5	6	5	5	4	3	6	5	7	6	5	7	6	5	4
	M1.0.C.UT	674	200	9	7	6	12	10	9	9	7	7	6	5	9	7	12	10	9	12	10	9	4
	M2.0.C.AQ	674	200	9	7	6	12	10	9	9	7	7	6	5	9	7	12	10	9	12	10	9	4
	M3.1.C.AQ	778	230	6	5	4	7	6	5	6	5	5	4	3	6	5	7	6	5	7	6	5	4
	M3.2.C.AQ	867	260	6	5	4	7	6	5	6	5	5	4	3	6	5	7	6	5	7	6	5	4
	P1.3.Z.HT	1013	300	12	10	9	16	13	11	12	10	12	10	9	12	10	16	13	11	16	13	11	-
	P2.3.Z.AN	867	260	12	10	9	16	13	11	12	10	12	10	9	12	10	16	13	11	16	13	11	-
	P2.5.Z.HT.1	1114	285	12	10	9	16	13	11	12	10	12	10	9	12	10	16	13	11	16	13	11	-
	P3.0.Z.HT.1	1282	380	6	5	4	13	11	9	6	5	6	5	4	6	5	13	11	9	13	11	9	-
	P5.0.Z.PH	1114	330	6	5	4	7	6	5	6	5	5	4	3	6	5	7	6	5	7	6	5	4

CoroTap - Optimized for specific materials

CoroTap™ 300

Metric values

				T105		T106		
			ULDR(xTD)	1.5	2	1.5	2	2.5
ISO	**MC No.**	**N/mm²**	**HB**	v_c m/min		v_c m/min		
K	K1.1.C.NS	674	200	31	25	31	25	21
	K2.1.C.UT	602	180	49	40	49	40	34
	K2.2.C.UT	825	245	18	15	18	15	13
	K2.3.C.UT	591	175	31	25	31	25	21
	K3.1.C.UT	518	155	31	25	31	25	21
	K3.2.C.UT	727	215	31	25	31	25	21
	K3.3.C.UT	885	265	31	25	31	25	21
	K3.5.C.UT	639	190	31	25	31	25	21
	K5.1.C.NS	1013	300	18	15	18	15	13

				E354 E355			E450 E451			E866 E886 E887			E360 E361 E367		
			ULDR(xTD)	1.5	2	2.5	1.5	2	2.5	1.5	2	2.5	1.5	2	2.5
ISO	**MC No.**	**N/mm²**	**HB**	v_c m/min			v_c m/min			v_c m/min			vc m/min		
N	N1.2.Z.UT	-	60	43	35	30	55	45	38	43	35	30	43	35	30
	N1.2.Z.AG	-	100	43	35	30	55	45	38	43	35	30	43	35	30
	N1.3.C.UT	-	75	43	35	30	55	45	38	43	35	30	43	35	30
	N1.3.C.AG	-	90	24	20	17	37	30	26	24	20	17	24	20	17
	N1.4.C.NS	-	130	18	15	13	24	20	17	18	15	13	-	-	-
	N3.3.U.UT	-	110	37	30	26	55	45	38	37	30	26	-	-	-
	N3.1.U.UT	-	100	15	12	10	22	18	15	15	12	10	15	12	10

CoroTap - Optimized for specific materials

CoroTap™ 300

Inch values

				E050 E051 E058			E314 E316			E864 E865 E884			EX03P EX03PA EX13P EX13PA EX23PA EX33PA			EX09P EX29PA EX39PA		
			ULDR(xTD)	1.5	2	2.5	1.5	2	2.5	1.5	2	2.5	1.5	2	2.5	1.5	2	2.5
ISO	MC No.	N/mm²	HB	v_c ft/min			vc ft/min			vc ft/min			vc ft/min			vc ft/min		
P	P1.1.Z.AN	428	125	-	-	-	-	-	-	-	-	-	-	-	-	-	-	-
	P1.1.Z.HT	639	190	161	131	112	-	-	-	-	-	-	161	131	112	181	148	126
	P1.2.Z.AN	639	190	128	105	90	-	-	-	-	-	-	161	131	112	181	148	126
	P1.2.Z.HT	708	210	120	98	84	-	-	-	-	-	-	120	98	84	161	131	112
	P1.3.Z.AN	639	190	128	105	90	-	-	-	-	-	-	161	131	112	181	148	126
	P1.3.Z.HT	1013	300	68	56	48	68	56	48	68	56	48	80	66	56	120	98	84
	P1.5.C.UT	503	150	128	105	90	-	-	-	-	-	-	161	131	112	181	148	126
	P2.1.Z.AN	591	175	128	105	90	-	-	-	-	-	-	161	131	112	181	148	126
	P2.2.Z.AN	811	240	120	98	84	-	-	-	-	-	-	120	98	84	161	131	112
	P2.3.Z.AN	867	260	68	56	48	68	56	48	68	56	48	80	66	56	120	98	84
	P2.5.Z.HT.1	961	285	68	56	48	68	56	48	68	56	48	80	66	56	120	98	84
	P2.6.C.UT	674	200	120	98	84	-	-	-	-	-	-	120	98	84	161	131	112
	P3.0.Z.AN	674	200	120	98	84	-	-	-	-	-	-	120	98	84	161	131	112
	P3.0.Z.HT.1	1282	380	44	36	31	44	36	31	44	36	31	-	-	-	-	-	-
	P3.1.Z.AN	839	250	120	98	84	-	-	-	-	-	-	120	98	84	161	131	112
	P5.0.Z.AN	674	200	-	-	-	-	-	-	-	-	-	-	-	-	-	-	-
	P5.0.Z.PH	1114	330	-	-	-	-	-	-	-	-	-	-	-	-	-	-	-
	P5.0.Z.HT.1	1114	330	120	98	84	-	-	-	-	-	-	120	98	84	161	131	112
	P5.0.C.UT	839	200	-	-	-	-	-	-	-	-	-	-	-	-	-	-	-
	P5.0.C.HT	1114	330	-	-	-	-	-	-	-	-	-	-	-	-	-	-	-

				E047			E048			E056 E095		E069 E079 E085			E346 E347 E362 E363		E404			E862 E882 E883			E736 E738
			ULDR(xTD)	1.5	2	2.5	1.5	2	2.5	1.5	2	1.5	2	2.5	1.5	2	1.5	2	2.5	1.5	2	2.5	1.5
ISO	MC No.	N/mm²	HB	v_c ft/min			v_c ft/min			v_c ft/min		v_c ft/min			v_c ft/min		v_c ft/min			v_c ft/min			vc ft/min
M	M1.0.Z.AQ	674	200	28	23	20	40	33	28	28	23	24	20	17	28	23	40	33	28	40	33	28	12
	M1.0.Z.PH	1013	300	20	16	14	24	20	17	20	16	-	-	-	-	-	24	20	17	24	20	17	-
	M2.0.Z.AQ	674	200	28	23	20	40	33	28	28	23	24	20	17	28	23	40	33	28	40	33	28	12
	M3.1.Z.AQ	778	230	20	16	14	24	20	17	20	16	16	13	11	20	16	24	20	17	24	20	17	12
	M3.2.Z.AQ	867	260	20	16	14	24	20	17	20	16	16	13	11	20	16	24	20	17	24	20	17	12
	M1.0.C.UT	674	200	28	23	20	40	33	28	28	23	24	20	17	28	23	40	33	28	40	33	28	12
	M2.0.C.AQ	674	200	28	23	20	40	33	28	28	23	24	20	17	28	23	40	33	28	40	33	28	12
	M3.1.C.AQ	778	230	20	16	14	24	20	17	20	16	16	13	11	20	16	24	20	17	24	20	17	12
	M3.2.C.AQ	867	260	20	16	14	24	20	17	20	16	16	13	11	20	16	24	20	17	24	20	17	12
	P1.3.Z.HT	1013	300	40	33	28	52	43	36	40	33	40	33	28	40	33	52	43	36	52	43	36	-
	P2.3.Z.AN	867	260	40	33	28	52	43	36	40	33	40	33	28	40	33	52	43	36	52	43	36	-
	P2.5.Z.HT.1	1114	285	40	33	28	52	43	36	40	33	40	33	28	40	33	52	43	36	52	43	36	-
	P3.0.Z.HT.1	1282	380	20	16	14	44	36	31	20	16	20	16	14	20	16	44	36	31	44	36	31	-
	P5.0.Z.PH	1114	330	20	16	14	24	20	17	20	16	16	13	11	20	16	24	20	17	24	20	17	12

CoroTap - Optimized for specific materials

CoroTap™ 300

Inch values

				T105		T106		
			ULDR(xTD)	1.5	2	1,5	2	2,5
ISO	**MC No.**	**N/mm²**	**HB**	v_c ft/min		v_c ft/min		
K	K1.1.C.NS	674	200	100	82	100	82	70
	K2.1.C.UT	602	180	161	131	161	131	112
	K2.2.C.UT	825	245	60	49	60	49	42
	K2.3.C.UT	591	175	100	82	100	82	70
	K3.1.C.UT	518	155	100	82	100	82	70
	K3.2.C.UT	727	215	100	82	100	82	70
	K3.3.C.UT	885	265	100	82	100	82	70
	K3.5.C.UT	639	190	100	82	100	82	70
	K5.1.C.NS	1013	300	60	49	60	49	42

				E354 E355			E450 E451			E866 E886 E887			E360 E361 E367		
			ULDR(xTD)	1.5	2	2.5	1.5	2	2.5	1.5	2	2.5	1.5	2	2.5
ISO	**MC No.**	**N/mm²**	**HB**	v_c ft/min			v_c ft/min			v_c ft/min			vc ft/min		
N	N1.2.Z.UT	-	60	140	115	98	181	148	126	140	115	98	140	115	98
	N1.2.Z.AG	-	100	140	115	98	181	148	126	140	115	98	140	115	98
	N1.3.C.UT	-	75	140	115	98	181	148	126	140	115	98	140	115	98
	N1.3.C.AG	-	90	80	66	56	120	98	84	80	66	56	80	66	56
	N1.4.C.NS	-	130	60	49	42	80	66	56	60	49	42	-	-	-
	N3.3.U.UT	-	110	120	98	84	181	148	126	120	98	84	-	-	-
	N3.1.U.UT	-	100	48	39	34	72	59	51	48	39	34	48	39	34

CoroTap - Optimized for specific materials

CoroTap™ 400

Metric values

				E313			E080		
			ULDR(xTD)	1.5	2	2.5	1.5	2	2.5
ISO	**MC No.**	**N/mm²**	**HB**	v_c m/min			v_c m/min		
N	N1.2.Z.UT	-	60	67	55	47	67	55	47
	N1.2.Z.AG	-	100	67	55	47	67	55	47
	N1.3.C.UT	-	75	67	55	47	67	55	47
	N1.3.C.AG	-	90	49	40	34	49	40	34
	N3.1.U.UT	-	100	31	25	21	31	25	21

Inch values

				E313			E080		
			ULDR(xTD)	1.5	2	2.5	1.5	2	2.5
ISO	**MC No.**	**N/mm²**	**HB**	v_c ft/min			v_c ft/min		
N	N1.2.Z.UT	-	60	221	180	154	221	180	154
	N1.2.Z.AG	-	100	221	180	154	221	180	154
	N1.3.C.UT	-	75	221	180	154	221	180	154
	N1.3.C.AG	-	90	161	131	112	161	131	112
	N3.1.U.UT	-	100	100	82	70	100	82	70

CoroTap - Optimized for versatility

CoroTap™ 200

Metric values

				E000 E005 E010 E015 E020 E025 E030 E035			E001 E006 E011 E016 E021 E026 E031 E036			E616		
			ULDR(xTD)	1.5	2	2.5	1.5	2	2.5	1.5	2	2.5
ISO	**MC No.**	**N/mm²**	**HB**	v_c m/min			v_c m/min			v_c m/min		
P	P1.1.Z.AN	428	125	31	25	21	31	25	21	-	-	-
	P1.1.Z.HT	639	190	27	22	19	27	22	19	46	38	33
	P1.2.Z.AN	639	190	22	18	15	22	18	15	37	30	26
	P1.2.Z.HT	708	210	20	16	14	20	16	14	34	28	24
	P1.3.Z.AN	639	190	22	18	15	22	18	15	37	30	26
	P1.3.Z.HT	1013	300	12	10	9	12	10	9	18	15	13
	P1.5.C.UT	503	150	22	18	15	22	18	15	37	30	26
	P2.1.Z.AN	591	175	22	18	15	22	18	15	37	30	26
	P2.2.Z.AN	811	240	20	16	14	20	16	14	34	28	24
	P2.3.Z.AN	867	260	12	10	9	12	10	9	18	15	13
	P2.5.Z.HT.1	961	285	12	10	9	12	10	9	18	15	13
	P2.6.C.UT	674	200	20	16	14	20	16	14	34	28	24
	P3.0.Z.AN	674	200	20	16	14	20	16	14	34	28	24
	P3.0.Z.HT.1	1282	380	6	5	4	6	5	4	12	10	9
	P3.1.Z.AN	839	250	20	16	14	20	16	14	34	28	24
	P5.0.Z.HT.1	1114	330	20	16	14	20	16	14	34	28	24
	P5.0.Z.PH	1114	330	-	-	-	5	4	3	6	5	4
M	M1.0.Z.AQ	674	200	-	-	-	7	6	5	7	6	5
	M1.0.C.UT	674	200	-	-	-	7	6	5	7	6	5
	M2.0.Z.AQ	674	200	-	-	-	7	6	5	7	6	5
	M2.0.C.AQ	674	200	-	-	-	7	6	5	7	6	5
	M3.1.Z.AQ	778	230	-	-	-	5	4	3	6	5	4
	M3.1.C.AQ	778	230	-	-	-	5	4	3	6	5	4
	M3.2.Z.AQ	867	260	-	-	-	5	4	3	6	5	4
K	K1.1.C.NS	674	200	18	15	13	18	15	13	29	24	21
	K2.1.C.UT	602	180	18	15	13	18	15	13	24	20	17
	K2.2.C.UT	825	245	10	8	7	10	8	7	20	16	14
	K2.3.C.UT	591	175	18	15	13	18	15	13	29	24	21
	K3.1.C.UT	518	155	18	15	13	18	15	13	29	24	21
	K3.2.C.UT	727	215	18	15	13	18	15	13	29	24	21
	K3.3.C.UT	885	265	18	15	13	18	15	13	29	24	21
	K3.5.C.UT	639	190	18	15	13	18	15	13	29	24	21
	K5.1.C.NS	1013	300	10	8	7	10	8	7	20	16	14
N	N1.2.Z.UT	-	60	43	35	30	-	-	-	-	-	-
	N1.2.Z.AG	-	100	43	35	30	-	-	-	-	-	-
	N1.3.C.UT	-	75	43	35	30	-	-	-	-	-	-
	N1.3.C.AG	-	90	24	20	17	-	-	-	-	-	-
	N1.4.C.NS	-	130	18	15	13	-	-	-	-	-	-
	N3.3.U.UT	-	110	37	30	26	-	-	-	55	45	38
	N3.1.U.UT	-	100	15	12	10	-	-	-	22	18	15

CoroTap - Optimized for versatility

CoroTap™ 200

Metric values

				T200-XM								
				Grade B110/C110			Grade B145/C145			Grade B150/C150		
				ULDR			ULDR			ULDR		
			ULDR(xTD)	1.5	2	2.5	1.5	2	2.5	1.5	2	2.5
ISO	MC No.	Material	HB	v_c m/min			v_c m/min			v_c m/min		
P		**Unalloyed steel**										
	P1.1.Z.AN		125	43	35	30	31	25	21	31	25	21
	P1.1.Z.HT		190	41	34	29	27	22	19	27	22	19
	P1.2.Z.AN		190	39	32	27	22	18	15	22	18	15
	P1.2.Z.HT		210	31	26	22	20	16	14	20	16	14
	P1.3.Z.AN		190	39	32	27	22	18	15	22	18	15
	P1.3.Z.HT		300	21	17	15	12	10	9	12	10	9
		Low alloy steel										
	P2.1.Z.AN		175	39	32	27	22	18	15	22	18	15
	P2.2.Z.AN		240	31	26	22	20	16	14	20	16	14
	P2.3.Z.AN		260	21	17	15	12	10	9	12	10	9
	P2.5.Z.HT.1		285	21	17	15	12	10	9	12	10	9
		High alloy steel										
	P3.0.Z.AN		200	31	26	22	20	16	14	20	16	14
	P3.0.Z.HT.1		380	10	8	7	6	5	4	6	5	4
	P3.1.Z.AN		250	31	26	22	20	16	14	20	16	14
		Steel castings										
	P1.5.C.UT		150	39	32	27	22	18	15	22	18	15
	P2.6.C.UT		200	31	26	22	20	16	14	20	16	14
		Ferritic/martensitic stainless steel										
	P5.0.Z.HT.1		330	32	26	22	20	16	14	20	16	14
	P5.0.Z.PH		330	12	10	9	5	4	3			
M		**Austenitic stainless steel**										
	M1.0.Z.AQ		200	10	8	7	7	6	5	-	-	-
	M1.0.C.UT		230	10	8	7	7	6	5	-	-	-
		Super austenitic stainless steel										
	M2.0.Z.AQ		200	10	8	7	7	6	5	-	-	-
	M2.0.C.AQ		260	10	8	7	7	6	5	-	-	-
		Duplex (austenitic/ferritic) stainless steel										
	M3.1.Z.AQ		200	6	5	4	5	4	3	-	-	-
	M3.2.Z.AQ		200	6	5	4	5	4	3	-	-	-
	M3.1.C.AQ		230	6	5	4	5	4	3	-	-	-
K		**Malleable cast iron**										
	K1.1.C.NS		200	24	20	17	18	15	13	18	15	13
		Grey cast iron										
	K2.1.C.UT		180	23	19	16	18	15	13	18	15	13
	K2.2.C.UT		245	16	13	11	10	8	7	10	8	7
	K2.3.C.UT		175	24	20	17	18	15	13	18	15	13
		Nodular cast iron										
	K3.1.C.UT		155	24	20	17	18	15	13	18	15	13
	K3.2.C.UT		215	24	20	17	18	15	13	18	15	13
	K3.3.C.UT		265	24	20	17	18	15	13	18	15	13
	K3.5.C.UT		190	24	20	17	18	15	13	18	15	13
	K5.1.C.NS		300	16	13	11	10	8	7	10	8	7
N		**Aluminium based alloys**										
	N1.2.Z.UT		60	49	40	34	-	-	-	43	35	30
	N1.2.Z.AG		100	49	40	34	-	-	-	43	35	30
	N1.3.C.UT		75	49	40	34	-	-	-	43	35	30
	N1.3.C.AG		90	31	25	21	-	-	-	24	20	17
	N1.4.C.NS		130	21	18	15	-	-	-	18	15	13
		Copper based alloys										
	N3.3.U.UT		110	46	38	32	-	-	-	37	30	26
	N3.1.U.UT		100	18	15	13	-	-	-	15	12	10
S		**Iron based superalloys**										
	S1.0.U.AN		200	9	8	6	-	-	-	6	5	4
		Nickel based super alloys										
	S2.0.Z.UT		275	9	8	6	-	-	-	6	5	4
	S2.0.Z.AN		250	9	8	6	-	-	-	6	5	4
	S2.1.Z.AN		125	23	19	16	-	-	-	15	12	10
		Titanium based alloys										
	S4.1.Z.UT		200	21	18	15	-	-	-	18	15	13

CoroTap - Optimized for versatility

CoroTap™ 200

Inch values

				E000 E005 E010 E015 E020 E025 E030 E035			E001 E006 E011 E016 E021 E026 E031 E036			E616		
			ULDR(xTD)	1.5	2	2.5	1.5	2	2.5	1.5	2	2.5
ISO	**MC No.**	**N/mm²**	**HB**	v_c ft/min			v_c ft/min			v_c ft/min		
P	P1.1.Z.AN	428	125	100	82	70	100	82	70	-	-	-
	P1.1.Z.HT	639	190	88	72	62	88	72	62	152	125	107
	P1.2.Z.AN	639	190	72	59	51	72	59	51	120	98	84
	P1.2.Z.HT	708	210	64	52	45	64	52	45	112	92	79
	P1.3.Z.AN	639	190	72	59	51	72	59	51	120	98	84
	P1.3.Z.HT	1013	300	40	33	28	40	33	28	60	49	42
	P1.5.C.UT	503	150	72	59	51	72	59	51	120	98	84
	P2.1.Z.AN	591	175	72	59	51	72	59	51	120	98	84
	P2.2.Z.AN	811	240	64	52	45	64	52	45	112	92	79
	P2.3.Z.AN	867	260	40	33	28	40	33	28	60	49	42
	P2.5.Z.HT.1	961	285	40	33	28	40	33	28	60	49	42
	P2.6.C.UT	674	200	64	52	45	64	52	45	112	92	79
	P3.0.Z.AN	674	200	64	52	45	64	52	45	112	92	79
	P3.0.Z.HT.1	1282	380	20	16	14	20	16	14	40	33	28
	P3.1.Z.AN	839	250	64	52	45	64	52	45	112	92	79
	P5.0.Z.HT.1	1114	330	64	52	45	64	52	45	112	92	79
	P5.0.Z.PH	1114	330	-	-	-	16	13	11	20	16	14
M	M1.0.Z.AQ	674	200	-	-	-	24	20	17	24	20	17
	M1.0.C.UT	674	200	-	-	-	24	20	17	24	20	17
	M2.0.Z.AQ	674	200	-	-	-	24	20	17	24	20	17
	M2.0.C.AQ	674	200	-	-	-	24	20	17	24	20	17
	M3.1.Z.AQ	778	230	-	-	-	16	13	11	20	16	14
	M3.1.C.AQ	778	230	-	-	-	16	13	11	20	16	14
	M3.2.Z.AQ	867	260	-	-	-	16	13	11	20	16	14
K	K1.1.C.NS	674	200	60	49	42	60	49	42	96	79	67
	K2.1.C.UT	602	180	60	49	42	60	49	42	80	66	56
	K2.2.C.UT	825	245	32	26	22	32	26	22	64	52	45
	K2.3.C.UT	591	175	60	49	42	60	49	42	96	79	67
	K3.1.C.UT	518	155	60	49	42	60	49	42	96	79	67
	K3.2.C.UT	727	215	60	49	42	60	49	42	96	79	67
	K3.3.C.UT	885	265	60	49	42	60	49	42	96	79	67
	K3.5.C.UT	639	190	60	49	42	60	49	42	96	79	67
	K5.1.C.NS	1013	300	32	26	22	32	26	22	64	52	45
N	N1.2.Z.UT	-	60	140	115	98	-	-	-	-	-	-
	N1.2.Z.AG	-	100	140	115	98	-	-	-	-	-	-
	N1.3.C.UT	-	75	140	115	98	-	-	-	-	-	-
	N1.3.C.AG	-	90	80	66	56	-	-	-	-	-	-
	N1.4.C.NS	-	130	60	49	42	-	-	-	-	-	-
	N3.3.U.UT	-	110	120	98	84	-	-	-	181	148	126
	N3.1.U.UT	-	100	48	39	34	-	-	-	72	59	51

CoroTap - Optimized for versatility

CoroTap™ 200

Inch values

				T200-XM Grade B110/C110 ULDR			T200-XM Grade B145/C145 ULDR			T200-XM Grade B150/C150 ULDR		
			ULDR(xTD)	1.5	2	2.5	1.5	2	2.5	1.5	2	2.5
ISO	MC No.	Material	HB	v_c ft/min			v_c ft/min			v_c ft/min		
P		**Unalloyed steel**										
	P1.1.Z.AN		125	140	115	98	100	82	70	100	82	70
	P1.1.Z.HT		190	134	110	94	88	72	62	88	72	62
	P1.2.Z.AN		190	126	103	88	72	59	51	72	59	51
	P1.2.Z.HT		210	102	84	72	64	52	45	64	52	45
	P1.3.Z.AN		190	126	103	88	72	59	51	72	59	51
	P1.3.Z.HT		300	70	57	49	40	33	28	40	33	28
		Low alloy steel										
	P2.1.Z.AN		175	126	103	88	72	59	51	72	59	51
	P2.2.Z.AN		240	102	84	72	64	52	45	64	52	45
	P2.3.Z.AN		260	70	57	49	40	33	28	40	33	28
	P2.5.Z.HT.1		285	70	57	49	40	33	28	40	33	28
		High alloy steel										
	P3.0.Z.AN		200	102	84	72	64	52	45	64	52	45
	P3.0.Z.HT.1		380	32	26	22	20	16	14	20	16	14
	P3.1.Z.AN		250	102	84	72	64	52	45	64	52	45
		Steel castings										
	P1.5.C.UT		150	126	103	88	72	59	51	72	59	51
	P2.6.C.UT		200	102	84	72	64	52	45	64	52	45
		Ferritic/martensitic stainless steel										
	P5.0.Z.HT.1		330	104	85	73	64	52	45	64	52	45
	P5.0.Z.PH		330	40	33	28	16	13	11	-	-	-
M		**Austenitic stainless steel**										
	M1.0.Z.AQ		200	32	26	22	24	20	17	-	-	-
	M1.0.C.UT		230	32	26	22	24	20	17	-	-	-
		Super austenitic stainless steel										
	M2.0.Z.AQ		200	32	26	22	24	20	17	-	-	-
	M2.0.C.AQ		260	32	26	22	24	20	17	-	-	-
		Duplex (austenitic/ferritic) stainless steel										
	M3.1.Z.AQ		200	20	16	14	16	13	11	-	-	-
	M3.2.Z.AQ		200	20	16	14	16	13	11	-	-	-
	M3.1.C.AQ		230	20	16	14	16	13	11	-	-	-
K		**Malleable cast iron**										
	K1.1.C.NS		200	80	66	56	60	49	42	60	49	42
		Grey cast iron										
	K2.1.C.UT		180	74	61	52	60	49	42	60	49	42
	K2.2.C.UT		245	52	43	36	32	26	22	32	26	22
	K2.3.C.UT		175	80	66	56	60	49	42	60	49	42
		Nodular cast iron										
	K3.1.C.UT		155	80	66	56	60	49	42	60	49	42
	K3.2.C.UT		215	80	66	56	60	49	42	60	49	42
	K3.3.C.UT		265	80	66	56	60	49	42	60	49	42
	K3.5.C.UT		190	80	66	56	60	49	42	60	49	42
	K5.1.C.NS		300	52	43	36	32	26	22	32	26	22
N		**Aluminium based alloys**										
	N1.2.Z.UT		60	161	131	112	-	-	-	140	115	98
	N1.2.Z.AG		100	161	131	112	-	-	-	140	115	98
	N1.3.C.UT		75	161	131	112	-	-	-	140	115	98
	N1.3.C.AG		90	100	82	70	-	-	-	80	66	56
	N1.4.C.NS		130	70	57	49	-	-	-	60	49	42
		Copper based alloys										
	N3.3.U.UT		110	150	123	105	-	-	-	120	98	84
	N3.1.U.UT		100	60	49	42	-	-	-	48	39	34
S		**Iron based superalloys**										
	S1.0.U.AN		200	30	25	21	-	-	-	20	16	14
		Nickel based super alloys										
	S2.0.Z.UT		275	30	25	21	-	-	-	20	16	14
	S2.0.Z.AN		250	30	25	21	-	-	-	20	16	14
	S2.1.Z.AN		125	74	61	52	-	-	-	48	39	34
		Titanium based alloys										
	S4.1.Z.UT		200	70	57	49	-	-	-	60	49	42

CoroTap - Optimized for versatility

CoroTap™ 300

Metric values

				E002 E007 E012 E017 E022 E027 E032 E037			E003 E008 E013 E018 E023 E028 E033 E038			E195 E245			E615			E207 E258			E212 E263			E735 E737		
			ULDR(xTD)	1.5	2	2.5	1.5	2	2.5	1.5	2	2.5	1.5	2	2.5	1.5	2	2.5	1.5	2	2.5	1.5	2	2.5
ISO	MC No.	N/mm²	HB	v_c m/min			v_c m/min			v_c m/min			v_c m/min			v_c m/min			v_c m/min			v_c m/min		
P	P1.1.Z.AN	428	125	31	25	21	31	25	21	27	22	19	-	-	-	-	-	-	-	-	-	-	-	-
	P1.1.Z.HT	639	190	27	22	19	27	22	19	24	20	17	46	38	33	24	-	-	43	-	-	5	-	-
	P1.2.Z.AN	639	190	22	18	15	22	18	15	20	16	14	37	30	26	20	-	-	34	-	-	7	-	-
	P1.2.Z.HT	708	210	20	16	14	20	16	14	15	12	10	34	28	24	15	-	-	29	-	-	7	-	-
	P1.3.Z.AN	639	190	22	18	15	22	18	15	20	16	14	37	30	26	20	-	-	34	-	-	7	-	-
	P1.3.Z.HT	1013	300	12	10	9	12	10	9	9	7	6	18	15	13	9	-	-	12	-	-	5	-	-
	P1.5.C.UT	503	150	22	18	15	22	18	15	20	16	14	37	30	26	20	-	-	34	-	-	7	-	-
	P2.1.Z.AN	591	175	22	18	15	22	18	15	20	16	14	37	30	26	20	-	-	34	-	-	7	-	-
	P2.2.Z.AN	811	240	20	16	14	20	16	14	15	12	10	34	28	24	15	-	-	29	-	-	7	-	-
	P2.3.Z.AN	867	260	12	10	9	12	10	9	9	7	6	18	15	13	9	-	-	12	-	-	5	-	-
	P2.5.Z.HT.1	961	285	12	10	9	12	10	9	9	7	6	18	15	13	9	-	-	12	-	-	5	-	-
	P2.6.C.UT	674	200	20	16	14	20	16	14	15	12	10	34	28	24	15	-	-	29	-	-	7	-	-
	P3.0.Z.AN	674	200	20	16	14	20	16	14	15	12	10	34	28	24	15	-	-	29	-	-	7	-	-
	P3.0.Z.HT.1	1282	380	-	-	-	-	-	-	-	-	-	12	10	9	-	-	-	-	-	-	4	-	-
	P3.1.Z.AN	839	250	20	16	14	20	16	14	15	12	10	34	28	24	15	-	-	29	-	-	7	-	-
	P5.0.Z.HT.1	1114	330	20	16	14	20	16	14	15	12	10	34	28	24	15	-	-	29	-	-	7	-	-
	P5.0.Z.PH	1114	330	-	-	-	5	4	3	-	-	-	6	5	4	-	-	-	-	-	-	-	-	-
M	M1.0.Z.AQ	674	200	-	-	-	7	6	5	-	-	-	7	6	5	-	-	-	-	-	-	-	-	-
	M1.0.C.UT	674	200	-	-	-	7	6	5	-	-	-	7	6	5	-	-	-	-	-	-	-	-	-
	M2.0.Z.AQ	674	200	-	-	-	7	6	5	-	-	-	7	6	5	-	-	-	-	-	-	-	-	-
	M2.0.C.AQ	674	200	-	-	-	7	6	5	-	-	-	7	6	5	-	-	-	-	-	-	-	-	-
	M3.1.Z.AQ	778	230	-	-	-	5	4	3	-	-	-	6	5	4	-	-	-	-	-	-	-	-	-
	M3.1.C.AQ	778	230	-	-	-	5	4	3	-	-	-	6	5	4	-	-	-	-	-	-	-	-	-
	M3.2.Z.AQ	867	260	-	-	-	5	4	3	-	-	-	6	5	4	-	-	-	-	-	-	-	-	-
K	K1.1.C.NS	674	200	-	-	-	-	-	-	-	-	-	29	24	21	-	-	-	-	-	-	-	-	-
	K2.1.C.UT	602	180	-	-	-	-	-	-	-	-	-	24	20	17	-	-	-	-	-	-	11	-	-
	K2.2.C.UT	825	245	-	-	-	-	-	-	-	-	-	20	16	14	-	-	-	-	-	-	5	-	-
	K2.3.C.UT	591	175	-	-	-	-	-	-	-	-	-	29	24	21	-	-	-	-	-	-	-	-	-
	K3.1.C.UT	518	155	-	-	-	-	-	-	-	-	-	29	24	21	-	-	-	-	-	-	-	-	-
	K3.2.C.UT	727	215	-	-	-	-	-	-	-	-	-	29	24	21	-	-	-	-	-	-	-	-	-
	K3.3.C.UT	885	265	-	-	-	-	-	-	-	-	-	29	24	21	-	-	-	-	-	-	-	-	-
	K3.5.C.UT	639	190	-	-	-	-	-	-	-	-	-	29	24	21	-	-	-	-	-	-	-	-	-
	K5.1.C.NS	1013	300	-	-	-	-	-	-	-	-	-	20	16	14	-	-	-	-	-	-	-	-	-
N	N1.2.Z.UT	-	60	43	35	30	-	-	-	43	35	30	-	-	-	37	-	-	43	-	-	-	-	-
	N1.2.Z.AG	-	100	43	35	30	-	-	-	43	35	30	-	-	-	37	-	-	43	-	-	-	-	-
	N1.3.C.UT	-	75	43	35	30	-	-	-	43	35	30	-	-	-	37	-	-	43	-	-	-	-	-
	N1.3.C.AG	-	90	24	20	17	-	-	-	24	20	17	-	-	-	18	-	-	24	-	-	20	-	-
	N1.4.C.NS	-	130	18	15	13	-	-	-	18	15	13	-	-	-	-	-	-	-	-	-	15	-	-
	N3.3.U.UT	-	110	-	-	-	-	-	-	-	-	-	55	45	38	-	-	-	-	-	-	60	-	-
	N3.1.U.UT	-	100	-	-	-	-	-	-	-	-	-	22	18	15	-	-	-	-	-	-	-	-	-

CoroTap - Optimized for versatility

CoroTap™ 300

Metric values

				T300-XM								
				Grade B110/C110			Grade B145/C145			Grade B150/C150		
				ULDR			ULDR			ULDR		
			ULDR(xTD)	1.5	2	2.5	1.5	2	2.5	1.5	2	2.5
ISO	MC No.	Material	HB	v_c m/min			v_c m/min			v_c m/min		
P		**Unalloyed steel**										
	P1.1.Z.AN		125	43	35	30	31	25	21	31	25	21
	P1.1.Z.HT		190	41	34	29	27	22	19	27	22	19
	P1.2.Z.AN		190	39	32	27	22	18	15	22	18	15
	P1.2.Z.HT		210	31	26	22	20	16	14	20	16	14
	P1.3.Z.AN		190	39	32	27	22	18	15	22	18	15
	P1.3.Z.HT		300	21	17	15	12	10	9	12	10	9
		Low alloy steel										
	P2.1.Z.AN		175	39	32	27	22	18	15	22	18	15
	P2.2.Z.AN		240	31	26	22	20	16	14	20	16	14
	P2.3.Z.AN		260	21	17	15	12	10	9	12	10	9
	P2.5.Z.HT.1		285	21	17	15	12	10	9	12	10	9
		High alloy steel										
	P3.0.Z.AN		200	31	26	22	20	16	14	20	16	14
	P3.0.Z.HT.1		380				6	5	4			
	P3.1.Z.AN		250	31	26	22	20	16	14	20	16	14
		Steel castings										
	P1.5.C.UT		150	39	32	27	22	18	15	22	18	15
	P2.6.C.UT		200	31	26	22	20	16	14	20	16	14
		Ferritic/martensitic stainless steel										
	P5.0.Z.HT.1		330	32	26	22	20	16	14	20	16	14
	P5.0.Z.PH		330	12	10	9	5	4	3	-	-	-
M		**Austenitic stainless steel**										
	M1.0.Z.AQ		200	10	8	7	7	6	5	-	-	-
	M1.0.C.UT		230	10	8	7	7	6	5	-	-	-
		Super austenitic stainless steel										
	M2.0.Z.AQ		200	10	8	7	7	6	5	-	-	-
	M2.0.C.AQ		260	10	8	7	7	6	5	-	-	-
		Duplex (austenitic/ferritic) stainless steel										
	M3.1.Z.AQ		200	6	5	4	5	4	3	-	-	-
	M3.2.Z.AQ		200	6	5	4	5	4	3	-	-	-
	M3.1.C.AQ		230	6	5	4	5	4	3	-	-	-
K		**Malleable cast iron**										
	K1.1.C.NS		200	24	20	17	18	15	13	-	-	-
		Grey cast iron										
	K2.1.C.UT		180	23	19	16	18	15	13	-	-	-
	K2.2.C.UT		245	16	13	11	10	8	7	-	-	-
	K2.3.C.UT		175	24	20	17	18	15	13	-	-	-
		Nodular cast iron										
	K3.1.C.UT		155	24	20	17	18	15	13	-	-	-
	K3.2.C.UT		215	24	20	17	18	15	13	-	-	-
	K3.3.C.UT		265	24	20	17	18	15	13	-	-	-
	K3.5.C.UT		190	24	20	17	18	15	13	-	-	-
	K5.1.C.NS		300	16	13	11	10	8	7	-	-	-
N		**Aluminium based alloys**										
	N1.2.Z.UT		60	49	40	34	-	-	-	43	35	30
	N1.2.Z.AG		100	49	40	34	-	-	-	43	35	30
	N1.3.C.UT		75	49	40	34	-	-	-	43	35	30
	N1.3.C.AG		90	31	25	21	-	-	-	24	20	17
	N1.4.C.NS		130	21	18	15	-	-	-	18	15	13
		Copper based alloys										
	N3.3.U.UT		110	-	-	-	-	-	-	-	-	-
	N3.1.U.UT		100	-	-	-	-	-	-	-	-	-
S		**Iron based superalloys**										
	S1.0.U.AN		200	9	8	6	-	-	-	6	5	4
		Nickel based super alloys										
	S2.0.Z.UT		275	9	8	6	-	-	-	6	5	4
	S2.0.Z.AN		250	9	8	6	-	-	-	6	5	4
	S2.1.Z.AN		125	23	19	16	-	-	-	15	12	10
		Titanium based alloys										
	S4.1.Z.UT		200	21	18	15	-	-	-	18	15	13

CoroTap - Optimized for versatility

CoroTap™ 300

Inch values

				E002 E007 E012 E017 E022 E027 E032 E037			E003 E008 E013 E018 E023 E028 E033 E038			E195 E245			E615			E207 E258			E212 E263			E735 E737		
			ULDR(xTD)	1.5	2	2.5	1.5	2	2.5	1.5	2	2.5	1.5	2	2.5	1.5	2	2.5	1.5	2	2.5	1.5	2	2.5
ISO	MC No.	N/mm²	HB	v_c ft/min			v_c ft/min			v_c ft/min			v_c ft/min			v_c ft/min			v_c ft/min			v_c ft/min		
P	P1.1.Z.AN	428	125	100	82	70	100	82	70	88	72	62	-	-	-	-	-	-	-	-	-	-	-	-
	P1.1.Z.HT	639	190	88	72	62	88	72	62	80	66	56	152	125	107	80	-	-	140	-	-	16	-	-
	P1.2.Z.AN	639	190	72	59	51	72	59	51	64	52	45	120	98	84	64	-	-	112	-	-	24	-	-
	P1.2.Z.HT	708	210	64	52	45	64	52	45	48	39	34	112	92	79	48	-	-	96	-	-	24	-	-
	P1.3.Z.AN	639	190	72	59	51	72	59	51	64	52	45	120	98	84	64	-	-	112	-	-	24	-	-
	P1.3.Z.HT	1013	300	40	33	28	40	33	28	28	23	20	60	49	42	28	-	-	40	-	-	16	-	-
	P1.5.C.UT	503	150	72	59	51	72	59	51	64	52	45	120	98	84	20	-	-	34	-	-	7	-	-
	P2.1.Z.AN	591	175	72	59	51	72	59	51	64	52	45	120	98	84	20	-	-	34	-	-	7	-	-
	P2.2.Z.AN	811	240	64	52	45	64	52	45	48	39	34	112	92	79	15	-	-	29	-	-	7	-	-
	P2.3.Z.AN	867	260	40	33	28	40	33	28	28	23	20	60	49	42	9	-	-	12	-	-	5	-	-
	P2.5.Z.HT.1	961	285	40	33	28	40	33	28	28	23	20	60	49	42	9	-	-	12	-	-	5	-	-
	P2.6.C.UT	674	200	64	52	45	64	52	45	48	39	34	112	92	79	15	-	-	29	-	-	7	-	-
	P3.0.Z.AN	674	200	64	52	45	64	52	45	48	39	34	112	92	79	15	-	-	29	-	-	7	-	-
	P3.0.Z.HT.1	1282	380	-	-	-	-	-	-	-	-	-	40	33	28	-	-	-	-	-	-	4	-	-
	P3.1.Z.AN	839	250	64	52	45	64	52	45	48	39	34	112	92	79	15	-	-	29	-	-	7	-	-
	P5.0.Z.HT.1	1114	330	64	52	45	64	52	45	48	39	34	112	92	79	15	-	-	29	-	-	7	-	-
	P5.0.Z.PH	1114	330	-	-	-	16	13	11	-	-	-	20	16	14	-	-	-	-	-	-	-	-	-
M	M1.0.Z.AQ	674	200	-	-	-	24	20	17	-	-	-	24	20	17	-	-	-	-	-	-	-	-	-
	M1.0.C.UT	674	200	-	-	-	24	20	17	-	-	-	24	20	17	-	-	-	-	-	-	-	-	-
	M2.0.Z.AQ	674	200	-	-	-	24	20	17	-	-	-	24	20	17	-	-	-	-	-	-	-	-	-
	M2.0.C.AQ	674	200	-	-	-	24	20	17	-	-	-	24	20	17	-	-	-	-	-	-	-	-	-
	M3.1.Z.AQ	778	230	-	-	-	16	13	11	-	-	-	20	16	14	-	-	-	-	-	-	-	-	-
	M3.1.C.AQ	778	230	-	-	-	16	13	11	-	-	-	20	16	14	-	-	-	-	-	-	-	-	-
	M3.2.Z.AQ	867	260	-	-	-	16	13	11	-	-	-	20	16	14	-	-	-	-	-	-	-	-	-
K	K1.1.C.NS	674	200	-	-	-	-	-	-	-	-	-	96	79	67	-	-	-	-	-	-	-	-	-
	K2.1.C.UT	602	180	-	-	-	-	-	-	-	-	-	80	66	56	-	-	-	-	-	-	11	-	-
	K2.2.C.UT	825	245	-	-	-	-	-	-	-	-	-	64	52	45	-	-	-	-	-	-	5	-	-
	K2.3.C.UT	591	175	-	-	-	-	-	-	-	-	-	96	79	67	-	-	-	-	-	-	-	-	-
	K3.1.C.UT	518	155	-	-	-	-	-	-	-	-	-	96	79	67	-	-	-	-	-	-	-	-	-
	K3.2.C.UT	727	215	-	-	-	-	-	-	-	-	-	96	79	67	-	-	-	-	-	-	-	-	-
	K3.3.C.UT	885	265	-	-	-	-	-	-	-	-	-	96	79	67	-	-	-	-	-	-	-	-	-
	K3.5.C.UT	639	190	-	-	-	-	-	-	-	-	-	96	79	67	-	-	-	-	-	-	-	-	-
	K5.1.C.NS	1013	300	-	-	-	-	-	-	-	-	-	64	52	45	-	-	-	-	-	-	-	-	-
N	N1.2.Z.UT	-	60	140	115	98	-	-	-	140	115	98	-	-	-	37	-	-	43	-	-	-	-	-
	N1.2.Z.AG	-	100	140	115	98	-	-	-	140	115	98	-	-	-	37	-	-	43	-	-	-	-	-
	N1.3.C.UT	-	75	140	115	98	-	-	-	140	115	98	-	-	-	37	-	-	43	-	-	-	-	-
	N1.3.C.AG	-	90	80	66	56	-	-	-	80	66	56	-	-	-	18	-	-	24	-	-	20	-	-
	N1.4.C.NS	-	130	60	49	42	-	-	-	60	49	42	-	-	-	-	-	-	-	-	-	15	-	-
	N3.3.U.UT	-	110	-	-	-	-	-	-	-	-	-	181	148	126	-	-	-	-	-	-	18	-	-
	N3.1.U.UT	-	100	-	-	-	-	-	-	-	-	-	72	59	51	-	-	-	-	-	-	-	-	-

CoroTap - Optimized for versatility

CoroTap™ 300

Inch values

				T300-XM Grade B110/C110 ULDR			T300-XM Grade B145/C145 ULDR			T300-XM Grade B150/C150 ULDR		
			ULDR(xTD)	1.5	2	2.5	1.5	2	2.5	1.5	2	2.5
ISO	MC No.	Material	HB	v_c ft/min			v_c ft/min			v_c ft/min		
P		**Unalloyed steel**										
	P1.1.Z.AN		125	140	115	98	100	82	70	100	82	70
	P1.1.Z.HT		190	134	110	94	88	72	62	88	72	62
	P1.2.Z.AN		190	126	103	88	72	59	51	72	59	51
	P1.2.Z.HT		210	102	84	72	64	52	45	64	52	45
	P1.3.Z.AN		190	126	103	88	72	59	51	72	59	51
	P1.3.Z.HT		300	70	57	49	40	33	28	40	33	28
		Low alloy steel										
	P2.1.Z.AN		175	126	103	88	72	59	51	72	59	51
	P2.2.Z.AN		240	102	84	72	64	52	45	64	52	45
	P2.3.Z.AN		260	70	57	49	40	33	28	40	33	28
	P2.5.Z.HT.1		285	70	57	49	40	33	28	40	33	28
		High alloy steel										
	P3.0.Z.AN		200	102	84	72	64	52	45	64	52	45
	P3.0.Z.HT.1		380				20	16	14			
	P3.1.Z.AN		250	102	84	72	64	52	45	64	52	45
		Steel castings										
	P1.5.C.UT		150	126	103	88	72	59	51	72	59	51
	P2.6.C.UT		200	102	84	72	64	52	45	64	52	45
		Ferritic/martensitic stainless steel										
	P5.0.Z.HT.1		330	104	85	73	64	52	45	64	52	45
	P5.0.Z.PH		330	40	33	28	16	13	11	-	-	-
M		**Austenitic stainless steel**										
	M1.0.Z.AQ		200	32	26	22	24	20	17	-	-	-
	M1.0.C.UT		230	32	26	22	24	20	17	-	-	-
		Super austenitic stainless steel										
	M2.0.Z.AQ		200	32	26	22	24	20	17	-	-	-
	M2.0.C.AQ		260	32	26	22	24	20	17	-	-	-
		Duplex (austenitic/ferritic) stainless steel										
	M3.1.Z.AQ		200	20	16	14	16	13	11	-	-	-
	M3.2.Z.AQ		200	20	16	14	16	13	11	-	-	-
	M3.1.C.AQ		230	20	16	14	16	13	11	-	-	-
K		**Malleable cast iron**										
	K1.1.C.NS		200	80	66	56	60	49	42	-	-	-
		Grey cast iron										
	K2.1.C.UT		180	74	61	52	60	49	42	-	-	-
	K2.2.C.UT		245	52	43	36	32	26	22	-	-	-
	K2.3.C.UT		175	80	66	56	60	49	42	-	-	-
		Nodular cast iron										
	K3.1.C.UT		155	80	66	56	60	49	42	-	-	-
	K3.2.C.UT		215	80	66	56	60	49	42	-	-	-
	K3.3.C.UT		265	80	66	56	60	49	42	-	-	-
	K3.5.C.UT		190	80	66	56	60	49	42	-	-	-
	K5.1.C.NS		300	52	43	36	32	26	22	-	-	-
N		**Aluminium based alloys**										
	N1.2.Z.UT		60	161	131	112	-	-	-	140	115	98
	N1.2.Z.AG		100	161	131	112	-	-	-	140	115	98
	N1.3.C.UT		75	161	131	112	-	-	-	140	115	98
	N1.3.C.AG		90	100	82	70	-	-	-	80	66	56
	N1.4.C.NS		130	70	57	49	-	-	-	60	49	42
		Copper based alloys										
	N3.3.U.UT		110	-	-	-	-	-	-	-	-	-
	N3.1.U.UT		100	-	-	-	-	-	-	-	-	-
S		**Iron based superalloys**										
	S1.0.U.AN		200	30	25	21	-	-	-	20	16	14
		Nickel based super alloys										
	S2.0.Z.UT		275	30	25	21	-	-	-	20	16	14
	S2.0.Z.AN		250	30	25	21	-	-	-	20	16	14
	S2.1.Z.AN		125	74	61	52	-	-	-	48	39	34
		Titanium based alloys										
	S4.1.Z.UT		200	70	57	49	-	-	-	60	49	42

CoroTap - Optimized for versatility

CoroTap™ 400

Metric values

				E064 E074 E090 E094			E091 E096 E097 E099			E301			E302 E305 E306 E308 E309 E310 E315 E317 E323			E523 E530			E596			E890 E891 E892 E893			T115 T116		
			ULDR(xTD)	1.5	2	2.5	1.5	2	2.5	1.5	2	2.5	1.5	2	2.5	1.5	2	2.5	1.5	2	2.5	1.5	2	2.5	1.5	2	2.5
ISO	MC No.	N/mm²	HB	v_c m/min			v_c m/min			v_c m/min			v_c m/min			v_c m/min			v_c m/min			v_c m/min			v_c m/min		
P	P1.1.Z.AN	428	125	18	15	13	33	27	23	18	15	13	33	27	23	18	15	13	33	27	23	33	27	23	73	60	51
	P1.1.Z.HT	639	190	16	13	11	30	25	21	16	13	11	30	25	21	16	13	11	30	25	21	30	25	21	73	60	51
	P1.2.Z.AN	639	190	14	11	10	27	22	19	14	11	10	27	22	19	14	11	10	27	22	19	27	22	19	73	60	51
	P1.2.Z.HT	708	210	12	10	8	24	20	17	12	10	8	24	20	17	12	10	8	24	20	17	24	20	17	49	40	34
	P1.3.Z.AN	639	190	14	11	10	27	22	19	14	11	10	27	22	19	14	11	10	27	22	19	27	22	19	73	60	51
	P1.3.Z.HT	1013	300	-	-	-	12	10	8	-	-	-	12	10	8	-	-	-	-	-	-	12	10	8	37	30	26
	P1.5.C.UT	503	150	14	11	10	27	22	19	14	11	10	27	22	19	14	11	10	27	22	19	27	22	19	73	60	51
	P2.1.Z.AN	591	175	14	11	10	27	22	19	14	11	10	27	22	19	14	11	10	27	22	19	27	22	19	73	60	51
	P2.2.Z.AN	811	240	12	10	8	24	20	17	12	10	8	24	20	17	12	10	8	24	20	17	24	20	17	49	40	34
	P2.3.Z.AN	867	260	-	-	-	12	10	8	-	-	-	12	10	8	-	-	-	-	-	-	12	10	8	37	30	26
	P2.5.Z.HT.1	961	285	-	-	-	12	10	8	-	-	-	12	10	8	-	-	-	-	-	-	12	10	8	37	30	26
	P2.6.C.UT	674	200	12	10	8	24	20	17	12	10	8	24	20	17	12	10	8	24	20	17	27	20	17	49	40	34
	P3.0.Z.AN	674	200	12	10	8	24	20	17	12	10	8	24	20	17	12	10	8	24	20	17	27	20	17	49	40	34
	P3.0.Z.HT.1	1282	380	-	-	-	-	-	-	-	-	-	-	-	-	-	-	-	-	-	-	-	-	-	-	-	-
	P3.1.Z.AN	839	250	12	10	8	24	20	17	12	10	8	24	20	17	12	10	8	24	20	17	27	20	17	49	40	34
	P5.0.Z.HT.1	1114	330	12	10	8	24	20	17	12	10	8	24	20	17	12	10	8	24	20	17	27	20	17	49	40	34
	P5.0.Z.PH	1114	330	-	-	-	6	5	4	-	-	-	12	5	4	-	-	-	-	-	-	6	5	4	31	25	21
M	M1.0.Z.AQ	674	200	-	-	-	9	7	6	-	-	-	9	7	6	-	-	-	9	7	6	9	7	6	31	25	21
	M1.0.C.UT	674	200	-	-	-	9	7	6	-	-	-	9	7	6	-	-	-	9	7	6	9	7	6	31	25	21
	M2.0.Z.AQ	961	200	-	-	-	9	7	6	-	-	-	9	7	6	-	-	-	9	7	6	9	7	6	31	25	21
	M2.0.C.AQ	674	200	-	-	-	9	7	6	-	-	-	9	7	6	-	-	-	9	7	6	9	7	6	31	25	21
	M3.1.Z.AQ	674	230	-	-	-	6	5	4	-	-	-	6	5	4	-	-	-	-	-	-	6	5	4	31	25	21
	M3.1.C.AQ	778	230	-	-	-	6	5	4	-	-	-	6	5	4	-	-	-	-	-	-	6	5	4	31	25	21
	M3.2.Z.AQ	867	260	-	-	-	6	5	4	-	-	-	6	5	4	-	-	-	-	-	-	6	5	4	31	25	21
N	N1.2.Z.UT	-	60	46	38	33	67	55	47	46	38	33	67	55	47	46	38	33	67	55	47	67	55	47	98	80	68
	N1.2.Z.AG	-	100	46	38	33	67	55	47	46	38	33	67	55	47	46	38	33	67	55	47	67	55	47	98	80	68
	N1.3.C.UT	-	75	46	38	33	67	55	47	46	38	33	67	55	47	46	38	33	67	55	47	67	55	47	98	80	68
	N1.3.C.AG	-	90	27	22	19	49	40	34	27	22	19	49	40	34	27	22	19	49	40	34	49	40	34	98	80	68
	N1.4.C.NS	-	130	-	-	-	31	25	21	-	-	-	31	25	21	-	-	-	-	-	-	31	25	21	-	-	-
	N3.1.U.UT	-	100	-	-	-	31	25	21	-	-	-	31	25	21	-	-	-	31	25	21	31	25	21	49	40	34

CoroTap - Optimized for versatility

CoroTap™ 400

Inch values

				E064 E074 E090 E094			E091 E096 E097 E099			E301			E302 E305 E306 E308 E309 E310 E317 E323			E523 E530			E596			E890 E891 E892 E893			T115 T116		
			ULDR(xTD)	1.5	2	2.5	1.5	2	2.5	1.5	2	2.5	1.5	2	2.5	1.5	2	2.5	1.5	2	2.5	1.5	2	2.5	1.5	2	2.5
ISO	MC No.	N/mm²	HB	v_c ft/min			v_c ft/min			v_c ft/min			v_c ft/min			v_c ft/min			v_c ft/min			v_c ft/min			v_c ft/min		
P	P1.1.Z.AN	428	125	60	49	42	110	90	77	60	49	42	110	90	77	60	49	42	110	90	77	110	90	77	241	197	168
	P1.1.Z.HT	639	190	54	44	38	100	82	70	54	44	38	100	82	70	54	44	38	100	82	70	100	82	70	241	197	168
	P1.2.Z.AN	639	190	46	37	32	90	74	63	46	37	32	90	74	63	46	37	32	90	74	63	90	74	63	241	197	168
	P1.2.Z.HT	708	210	40	33	28	80	65	56	40	33	28	80	115	56	40	33	28	80	65	56	80	65	56	161	131	112
	P1.3.Z.AN	639	190	46	37	32	90	74	63	46	37	32	90	74	63	46	37	32	90	74	63	90	74	63	241	197	168
	P1.3.Z.HT	1013	300	-	-	-	40	33	28	-	-	-	40	33	28	-	-	-	-	-	-	40	33	28	120	98	84
	P1.5.C.UT	503	150	46	37	32	90	74	63	46	37	32	90	74	63	46	37	32	90	74	63	90	74	63	241	197	168
	P2.1.Z.AN	591	175	46	37	32	90	74	63	46	37	32	90	74	63	46	37	32	90	74	63	90	74	63	241	197	168
	P2.2.Z.AN	811	240	40	33	28	80	65	56	40	33	28	80	115	56	40	33	28	80	65	56	80	65	56	161	131	112
	P2.3.Z.AN	867	260	-	-	-	40	33	28	-	-	-	40	33	28	-	-	-	-	-	-	40	33	28	120	98	84
	P2.5.Z.HT.1	961	285	-	-	-	40	33	28	-	-	--	40	33	28	-	-	-	-	-	-	40	33	28	120	98	84
	P2.6.C.UT	674	200	40	33	28	80	65	56	40	33	28	80	115	56	40	33	28	80	65	56	80	65	56	161	131	112
	P3.0.Z.AN	674	200	40	33	28	80	65	56	40	33	28	80	115	56	40	33	28	80	65	56	80	65	56	161	131	112
	P3.0.Z.HT.1	1282	380	-	-	-	-	-	-	-	-	-	-	-	-	-	-	-	-	-	-	-	-	-	-	-	-
	P3.1.Z.AN	839	250	40	33	28	80	65	56	40	33	28	80	115	56	40	33	28	80	65	56	80	65	56	161	131	112
	P5.0.Z.HT.1	1114	330	40	33	28	80	65	56	40	33	28	80	115	56	40	33	28	80	65	56	80	65	56	161	131	112
	P5.0.Z.PH	1114	330	-	-	-	20	16	14	-	-	-	20	16	14	-	-	-	-	-	-	20	16	14	100	82	70
M	M1.0.Z.AQ	674	200	-	-	-	30	24	21	-	-	-	30	24	21	-	-	-	30	24	21	30	24	21	100	82	70
	M1.0.C.UT	674	200	-	-	-	30	24	21	-	-	-	30	24	21	-	-	-	30	24	21	30	24	21	100	82	70
	M2.0.Z.AQ	961	200	-	-	-	30	24	21	-	-	-	30	24	21	-	-	-	30	24	21	30	24	21	100	82	70
	M2.0.C.AQ	674	200	-	-	-	30	24	21	-	-	-	30	24	21	-	-	-	30	24	21	30	24	21	100	82	70
	M3.1.Z.AQ	674	230	-	-	-	20	16	14	-	-	-	20	16	14	-	-	-	-	-	-	20	16	14	100	82	70
	M3.1.C.AQ	778	230	-	-	-	20	16	14	-	-	-	20	16	14	-	-	-	-	-	-	20	16	14	100	82	70
	M3.2.Z.AQ	867	260	-	-	-	20	16	14	-	-	-	20	16	14	-	-	-	-	-	-	20	16	14	100	82	70
N	N1.2.Z.UT	-	60	152	125	107	221	180	154	152	125	107	221	180	154	152	125	107	221	180	154	221	180	154	321	262	225
	N1.2.Z.AG	-	100	152	125	107	221	180	154	152	125	107	221	180	154	152	125	107	221	180	154	221	180	154	321	262	225
	N1.3.C.UT	-	75	152	125	107	221	180	154	152	125	107	221	180	154	152	125	107	221	180	154	221	180	154	321	262	225
	N1.3.C.AG	-	90	88	72	62	161	131	112	88	72	62	161	131	112	88	72	62	161	131	112	161	131	112	321	262	225
	N1.4.C.NS	-	130	-	-	-	100	82	70	-	-	-	100	82	70	-	-	-	-	-	-	100	82	70	321	262	225
	N3.1.U.UT	-	100	-	-	-	100	82	70	-	-	-	100	82	70	-	-	-	100	82	70	100	82	70	161	131	112